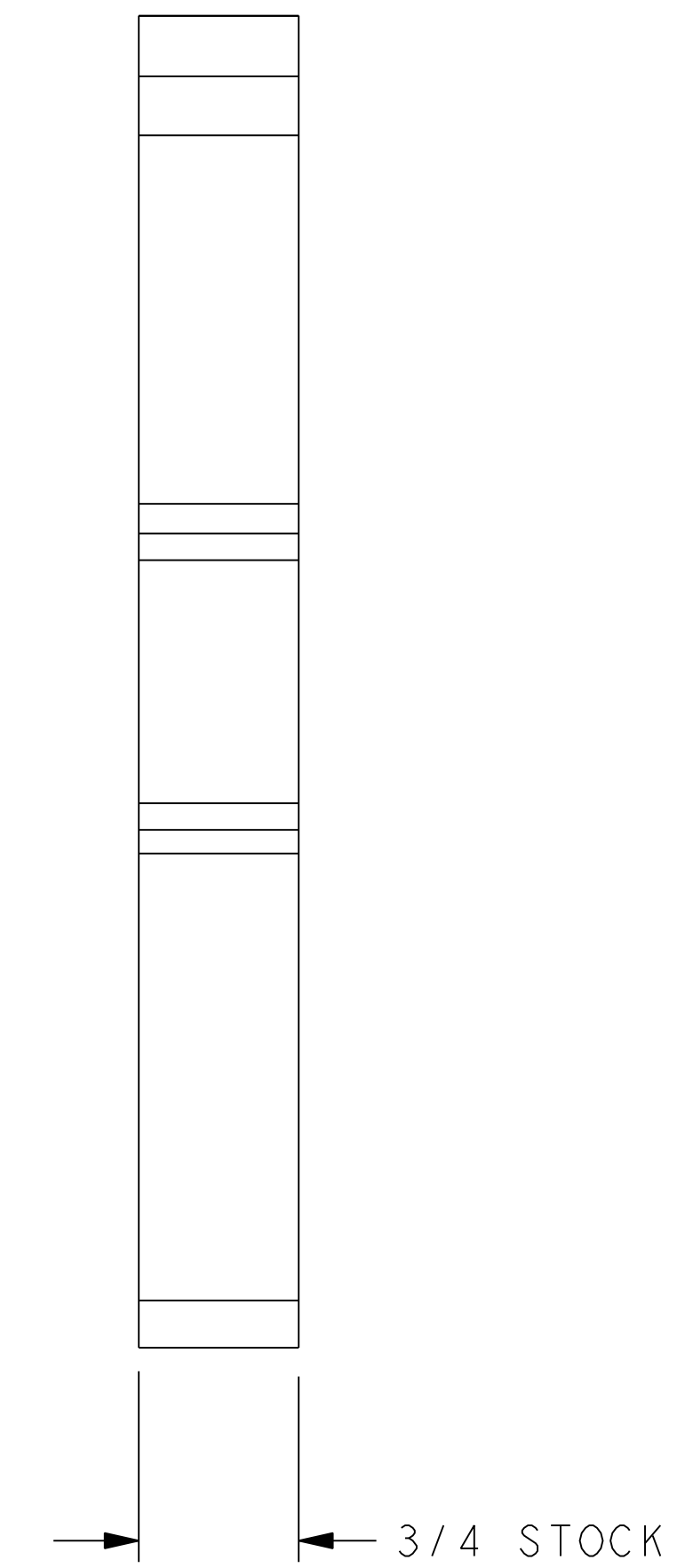
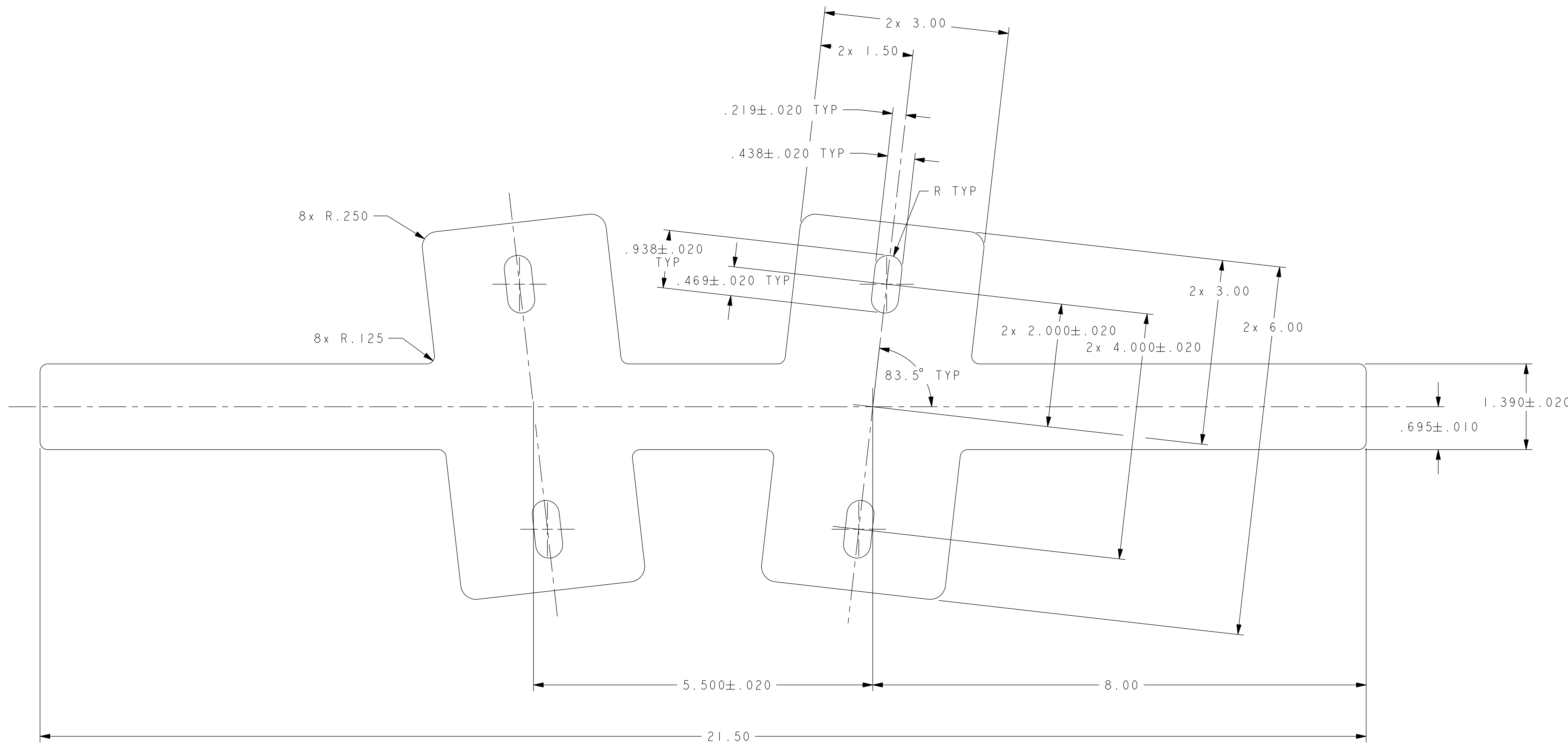
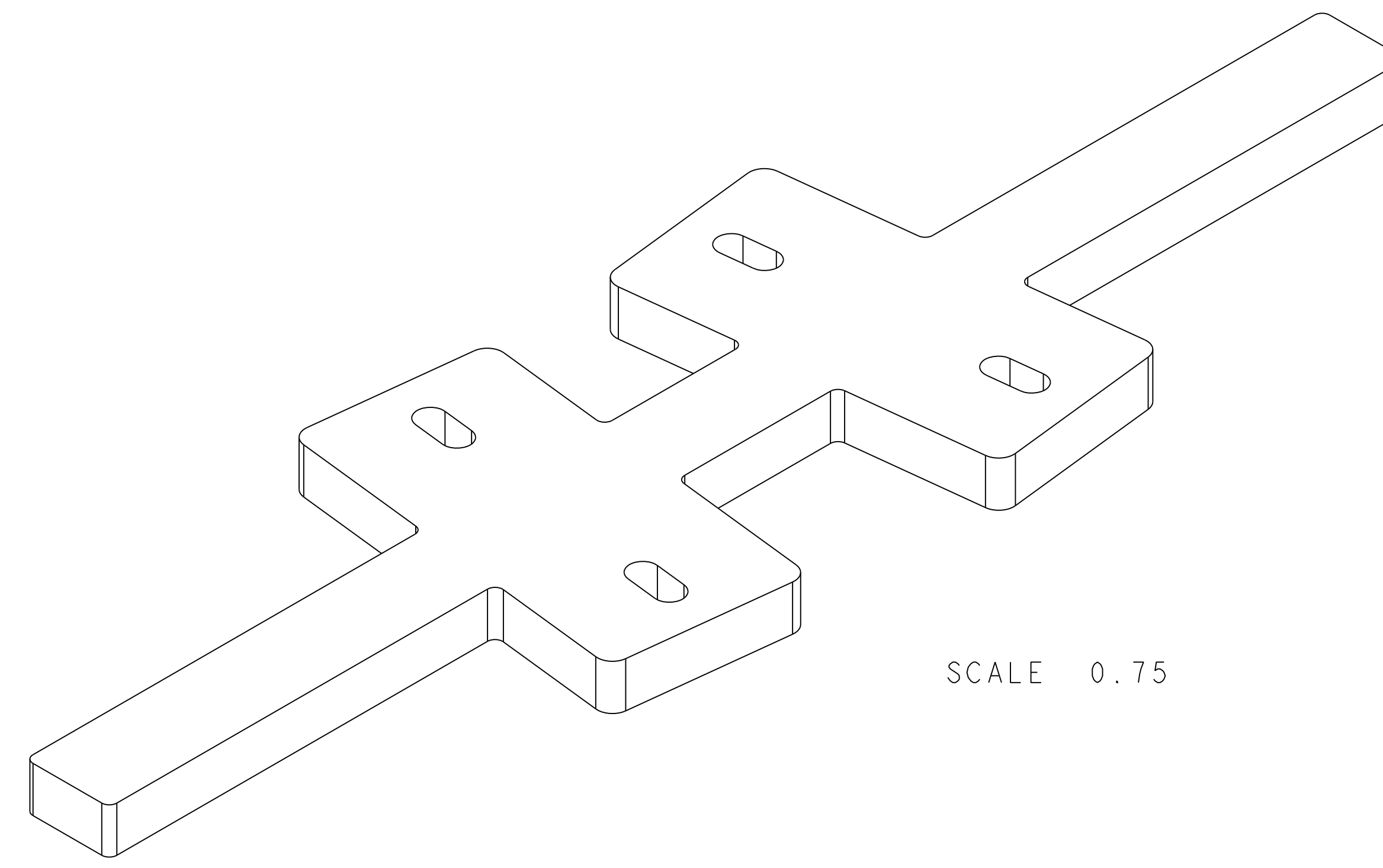


NO.	REVISION	BY	CH	SUP	APPROVED	DATE



RELEASED FOR FABRICATION/INSTALLATION
PPPL Drafting

NOTES:
 1. VENDOR TO CERTIFY THAT STOCK MATERIAL EXHIBITED MAGNETIC PERMEABILITY OF LESS THAN 1.02 Mu.
 2. IF AFTER WORKING OR MACHINING PART HAS MAGNETIC PERMEABILITY GREATER THAN 1.02 Mu, THEN PART IS TO BE VACUUM HEAT TREATED AT 1100°C FOR 2.5 HRS TO BRING THE MAGNETIC PERMEABILITY BELOW 1.02 Mu.

RELEASE LEVEL: Fabrication
 DWG VERSION NO: 17

WEIGHT
 13.4 lbs
 MODEL NAME
 SEI33-063-1
 WELDING ENGINEER

PART NO.	SEI33-063-1	TRIM COIL #1 BASE, SUPPORT #1	316 SS/STL	24
DRAWING/MODEL NO	NOMENCLATURE OR DESCRIPTION		MATERIAL	QTY RECD
PARTS LIST				
COMPUTER GENERATED DRAWING MANUAL CHANGES NOT PERMITTED Pro E	CENTRAL FILES: UNLESS OTHERWISE SPECIFIED DIMENSIONS ARE IN INCHES MACHINE SURFACES UNLESS OTHERWISE SPECIFIED BREAK SHARP EDGES .005/.020	PRINCETON PLASMA PHYSICS LABORATORY NATIONAL COMPACT STELLARATOR EXPERIMENT STELLARATOR CORE TRIM COILS TRIM COIL #1 BASE, SUPPORT #1		
DO NOT VERIFY INFORMATION BY SCALING DRAWING	TOLERANCES NON-CUMULATIVE DECIMAL-INCH FRACTIONS .XX ±.005 .XXX ±.005 ANGULAR ±.0°-15° OVER 120° ±.1°-1.2°	DSN: R. UPCAVALAGE 6/9/08 CHK: M. KALISH 6/9/08 ENGR: M. KALISH 6/9/08 SUPV: J. SIEGEL 6/9/08	DRAWING NO: SEI33-063-1 SHEET 1 OF 1 REV 0.7	

NCSX-SEI33-063-1