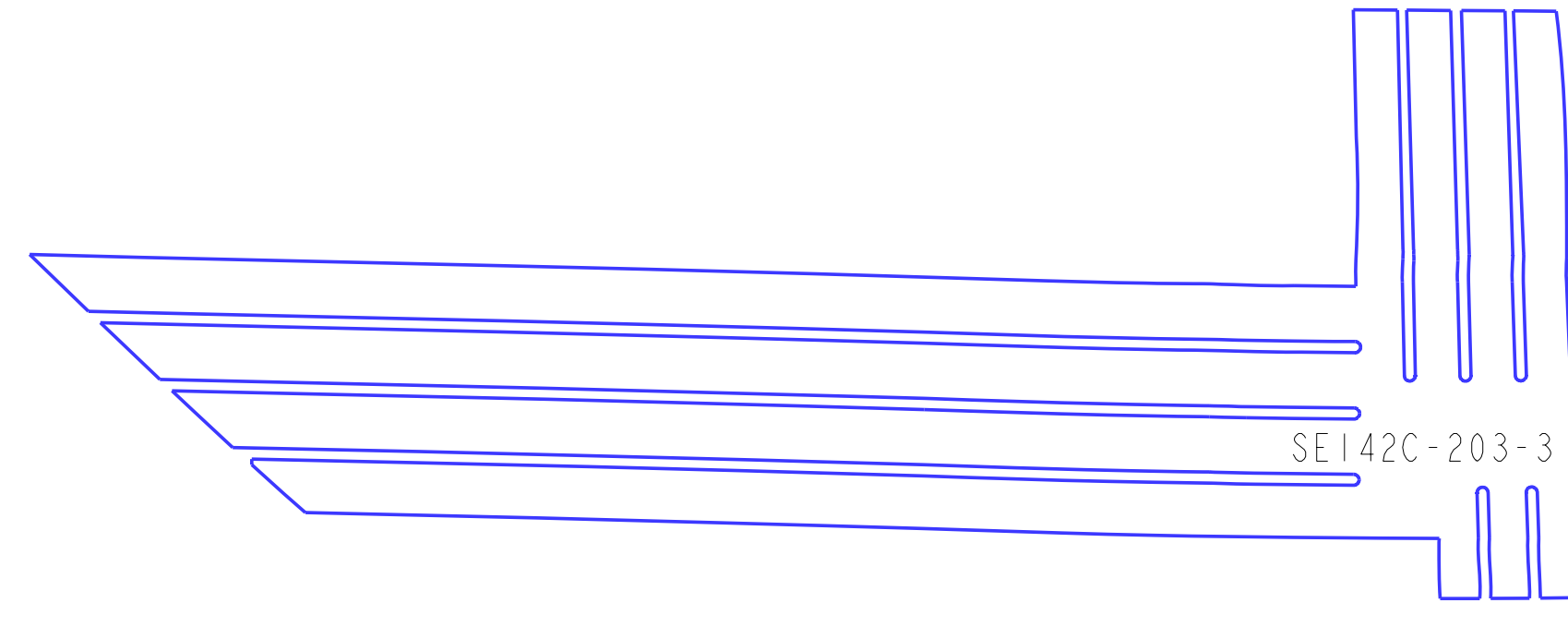
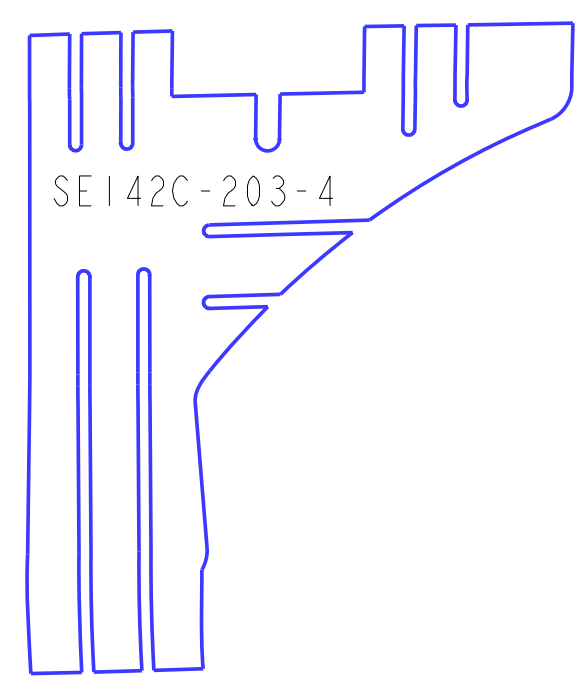


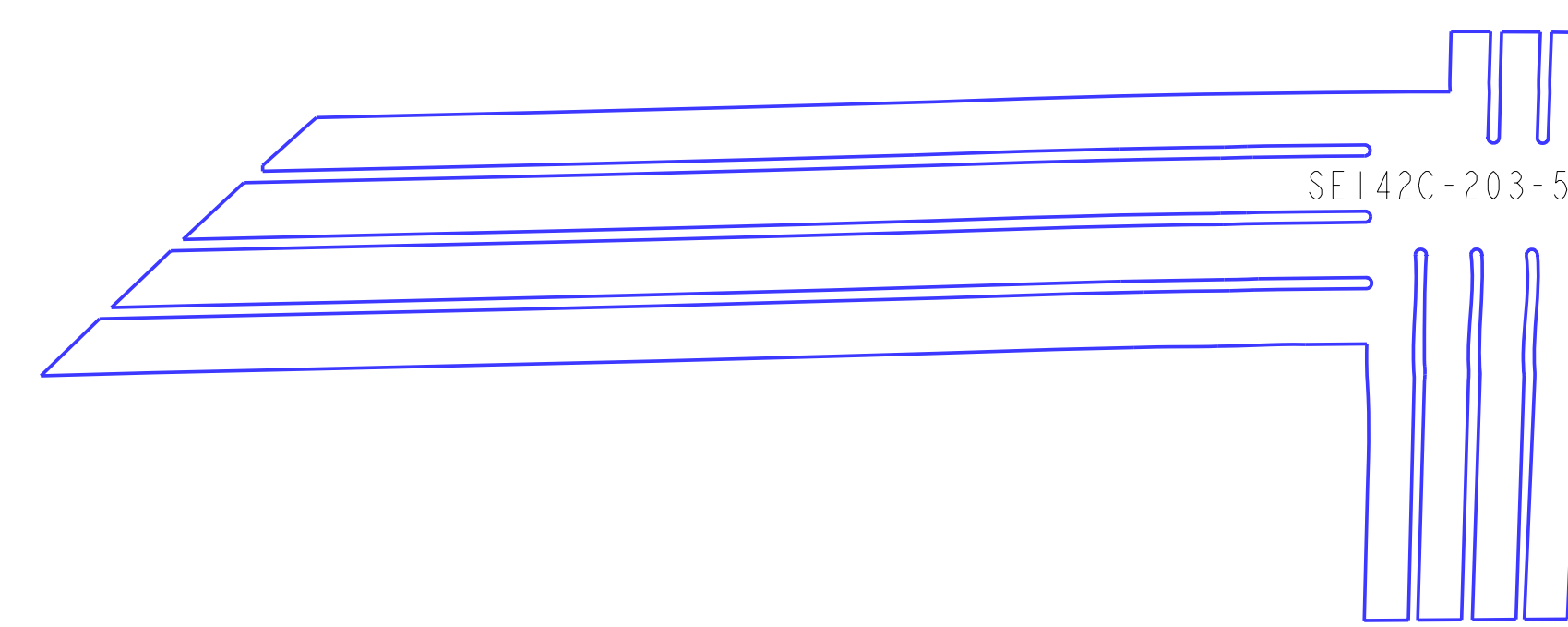
2
SCALE 1.0



3
SCALE 1.0



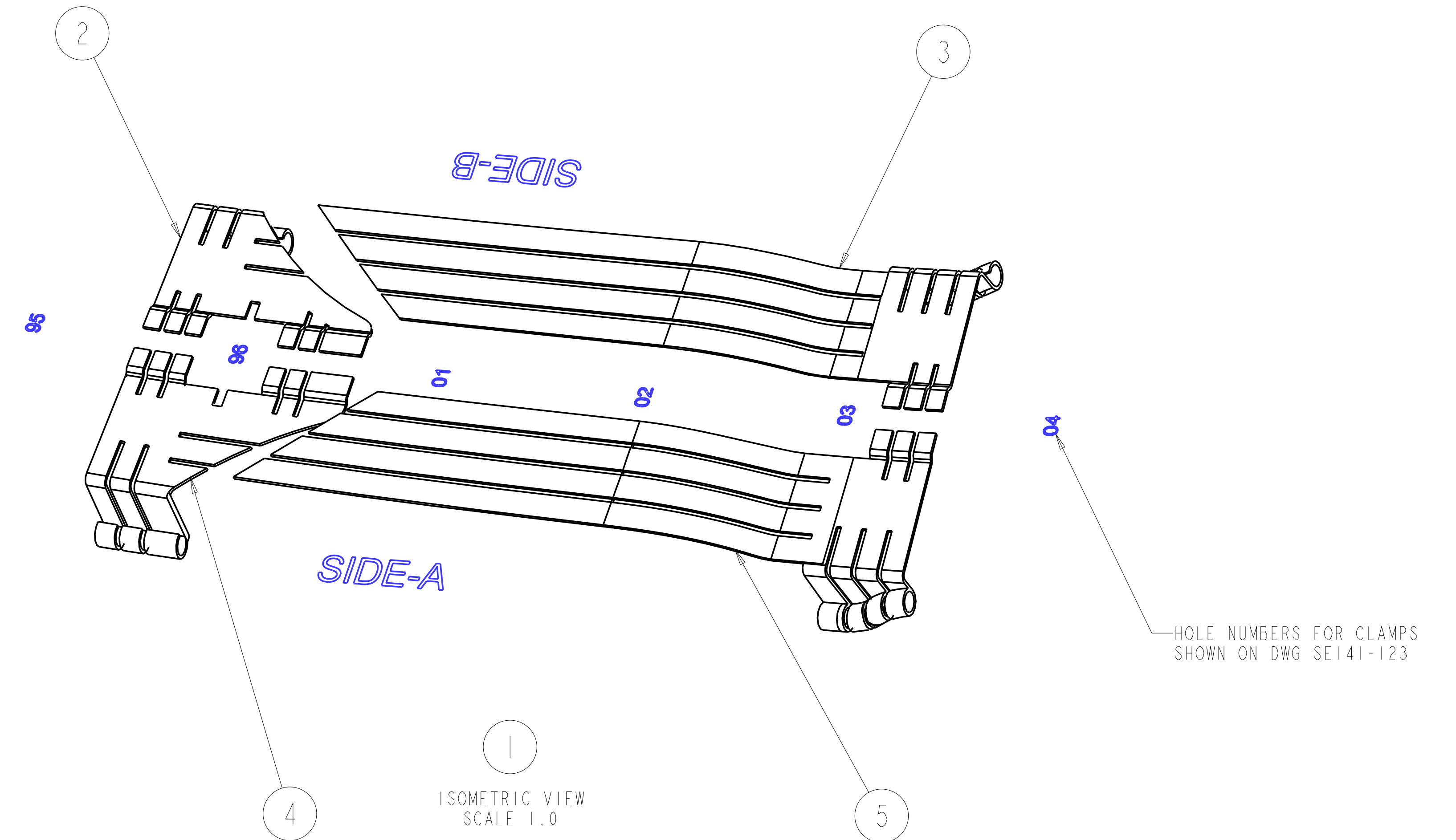
4
SCALE 1.0



5
SCALE 1.0

NOTES:

1. DRAWING PREPARED IN ACCORDANCE WITH ASME Y14.100-2000.
2. INTERPRET DIMENSIONS AND TOLERANCES PER ASME Y14.5M-1994.
3. DIMENSIONS ARE IN INCHES.
4. DRAWING DEPICTS FLAT PATTERN OF FORMED PARTS DEFINED BY PRO/ENGINEER FILE SE142C-203.PRT.
5. PROFILE TOLERANCE OF FLAT PATTERN IS +/- .010 IN.
6. THICKNESS IS 0.040 +/- .006 IN. PER ASTM B248.
7. REMOVE ALL BURRS AND SHARP EDGES.
8. IDENTIFY ALL PARTS WITH "PART NAME" BY ETCHING OR PERMANENT MARKER.



RELEASED FOR FABRICATION / INSTALLATION
 PPPL Drafting:

REV	DESCRIPTION	BY	DATE	CHK	DEPT	DATE	PE	REQ	DATE	ORNL	DOE	DATE
1												
2												
3												
4												
5												

REV	DESCRIPTION	BY	DATE	CHK	DEPT	DATE	PE	REQ	DATE	ORNL	DOE	DATE
1												
2												
3												
4												
5												

SCALE	NOTED	DES	DATE	DRW	DATE	CHK	DATE	SECT	DEPT	PE	DATE	CR	DATE	PJ	DATE	REO	DATE	PPPL	DRFT	DATE
		DES FOGARTY	12-05	DRW WILLIAMSON	12-05	CHK M. COLE	12-05			PE WILLIAMSON	12-05	CR		PJ		REO		PPPL DRFT J SIEGEL	12-05	

AR	X	CAGE CODE	PART OR IDENTIFYING NO	NOMENCLATURE OR DESCRIPTION	MATERIAL / SPECIFICATION	FIND NO
			-5	SIDE-A LONG PLATE	COPPER, ANNEALED UNS C10100, C10200	5
			-4	SIDE-A SHORT PLATE	COPPER, ANNEALED UNS C10100, C10200	4
			-3	SIDE-B LONG PLATE	COPPER, ANNEALED UNS C10100, C10200	3
			-2	SIDE-B SHORT PLATE	COPPER, ANNEALED UNS C10100, C10200	2
			-1	SPECIAL CHILL PLATES ASM AND DETAILS		1

← NEXT ASSEMBLY PARTS LIST

NO REPRESENTATION OR WARRANTY, EXPRESSED OR IMPLIED, IS MADE AS TO THE ACCURACY, COMPLETENESS OR USEFULNESS OF THE INFORMATION OR STATEMENTS CONTAINED IN THESE DRAWINGS, OR THAT THE USE OR DISCLOSURE OF ANY INFORMATION, APPARATUS, METHOD OR PROCESS DISCLOSED IN THESE DRAWINGS MAY NOT INFRINGE PRIVATE RIGHTS OF OTHERS. NO LIABILITY IS ASSUMED WITH RESPECT TO THE USE OF, OR FOR DAMAGES RESULTING FROM THE USE OF, ANY INFORMATION, APPARATUS, METHOD OR PROCESS DISCLOSED IN THESE DRAWINGS. DRAWINGS MADE AVAILABLE FOR INFORMATION TO BIDDER ARE NOT TO BE USED FOR OTHER PURPOSES, AND ARE TO BE RETURNED UPON REQUEST OF THE FORWARDING CONTRACTOR.

P THIS DRAWING PRODUCED ON PRO-ENGINEER

REV	DESCRIPTION	BY	DATE	CHK	DEPT	DATE	PE	REQ	DATE	ORNL	DOE	DATE

SCALE	NOTED	DES	DATE	DRW	DATE	CHK	DATE	SECT	DEPT	PE	DATE	CR	DATE	PJ	DATE	REO	DATE	PPPL	DRFT	DATE
		DES FOGARTY	12-05	DRW WILLIAMSON	12-05	CHK M. COLE	12-05			PE WILLIAMSON	12-05	CR		PJ		REO		PPPL DRFT J SIEGEL	12-05	

Oak Ridge National Laboratory
 managed for the DEPARTMENT OF ENERGY under
 U.S. GOVERNMENT contract DE-AC05-00OR22725
 UT-BATTELLE, LLC. Oak Ridge, Tennessee

UT-BATTELLE

NATIONAL COMPACT STELLARATOR EXPERIMENT

**MODULAR COIL TYPE-C
 SPECIAL CHILL PLATES ASM AND DETAILS**

VERSION NO.	PLANT	BLDG	FL	SHT OF	TYPE	CLASS
4	X-10	5700	3	1	S	U

RELEASE LEVEL: Fabrication

SE142C-203

REV 0

SE142C-203