NEXT ASS'Y: | FINAL ASS'Y:

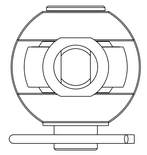

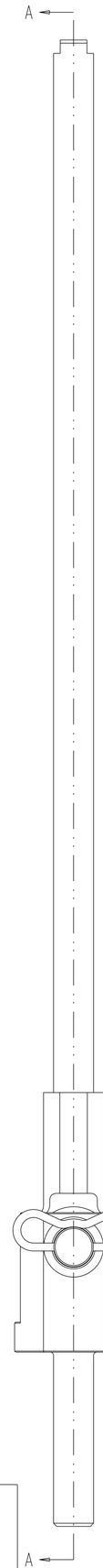

1 SCALE: 1.00

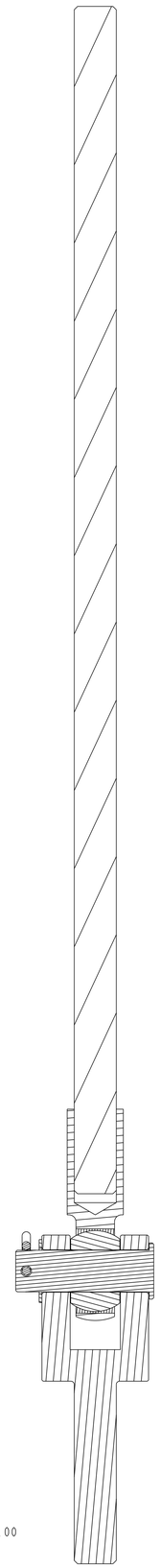

SECTION A-A

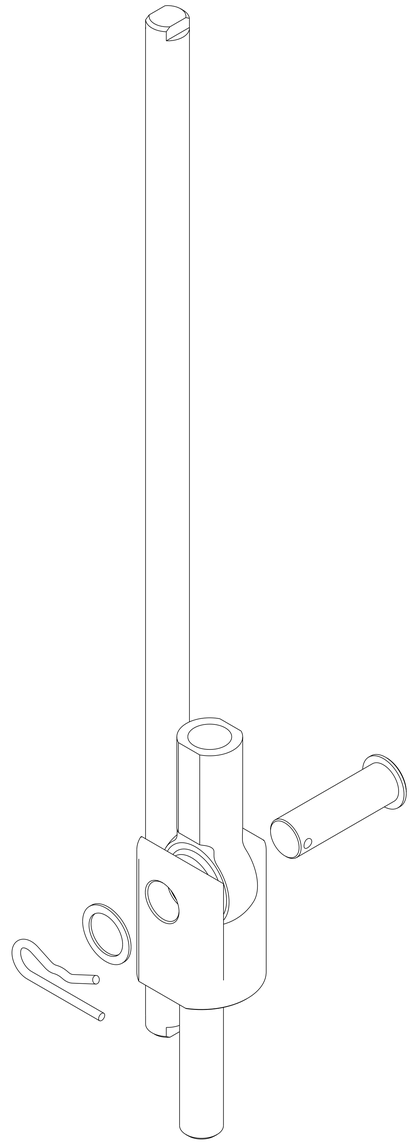

ISOMETRIC VIEW

NOTES:

1. INTERPRET DIMENSIONS AND TOLERANCES PER ANSI Y14.5M
2. DIMENSIONS ARE IN INCHES
3. DIMENSIONS APPLY AT TEMPERATURE OF 20-30°C (68-86°F)
4. DRAWING DEPICTS FINAL ASSEMBLED STATE OF PART DEFINED BY PRO/ENGINEER FILE SE124-005.ASM
5. APPROXIMATE WEIGHT= 4.1 LBS

6 THREAD ITEM #5 INTO ITEM #4 UNTIL THREAD BOTTOMS AND TACK WELD AS SHOWN

	1		SE124-014-2	VERTICAL SUPPORT ROD END, FEMALE	TITANIUM 6Al-4V	--	10
	1		SE124-014-1	VERTICAL SUPPORT ROD END, FEMALE	TITANIUM 6Al-4V	--	9
	1		SE124-067	VERTICAL UPPER SUPPORT HAIRPIN COTTER	BERYLLIUM COPPER	MS16633-5075	8
	1		SE124-055	VERTICAL SUPPORT CLEVIS	INCONEL 625	--	7
	1		SE124-021	VERTICAL SUPPORT ROD	TITANIUM 6Al-4V	--	6
	1		SE124-014	VERTICAL SUPPORT ROD END, FEMALE	TITANIUM 6Al-4V	--	5
	1		SE124-014	VERTICAL SUPPORT ROD END, FEMALE	--	--	4
	1		SE124-013	VERTICAL SUPPORT CLEVIS PIN	INCONEL 625	--	3
	1		SE124-010	VERTICAL SUPPORT E-RING, EXTERNAL	BERYLLIUM COPPER	MS16633-5075	2
	1		SE124-005	VERTICAL FACING SUPPORT ROD ASSEMBLY	--	--	1
SE124-051	CAGE CODE	PART OR IDENTIFYING NO	NOMENCLATURE OR DESCRIPTION	MATERIAL	SPECIFICATION	FIND NO	
	NEXT ASSEMBLY		PARTS LIST				

SE124-005

NO REPRESENTATION OR WARRANTY,EXPRESSED OR IMPLIED,IS MADE AS TO THE ACCURACY, COMPLETENESS OR USEFULNESS OF THE INFORMATION OR STATEMENTS CONTAINED IN THESE DRAWINGS, OR THAT THE USE OR DISCLOSURE OF ANY INFORMATION, APPARATUS, METHOD OR PROCESS DISCLOSED IN THESE DRAWINGS MAY NOT INFRINGE PRIVATE RIGHTS OF OTHERS. NO LIABILITY IS ASSUMED WITH RESPECT TO THE USE OF, OR FOR DAMAGES RESULTING FROM THE USE OF, ANY INFORMATION, APPARATUS, METHOD OR PROCESS DISCLOSED IN THESE DRAWINGS. DRAWINGS MADE AVAILABLE FOR INFORMATION TO BIDDER ARE NOT TO BE USED FOR OTHER PURPOSES, AND ARE TO BE RETURNED UPON REQUEST OF THE FORWARDING CONTRACTOR.

P THIS DRAWING PRODUCED ON PRO-ENGINEER

REV	DESCRIPTION	BY	DATE	CHK	DEPT	DATE	PE	REQ	DATE	ORNL	DOE	DATE
	REVISION OR ISSUE PURPOSE	REVISION APPROVAL										

SCALE NOTED

TOLERANCES UNLESS OTHERWISE SPECIFIED

FRACTIONS :
XX DECIMALS ±.01
XXX DECIMALS ±.005
ANGLES ±0°15'
BREAK SHARP EDGES .06 MAX
FINISH .125 UNLESS OTHERWISE SPECIFIED

DRAWING APPROVALS		DATE
DES	PAUL MILLER	08-17-04
DRW	PAUL MILLER	08-17-04
CHK	:	:
SECT	:	:
DEPT	:	:
PE	:	:
CR	:	:
PJ	:	:
REQ	:	:
PPPL DRFT	:	:
	:	:
	:	:

UT-BATTELLE

Oak Ridge National Laboratory
managed for the DEPARTMENT OF ENERGY under
U.S. GOVERNMENT contract DE-AC05-00OR22725
UT-BATTELLE, LLC. Oak Ridge, Tennessee

PROJECT NAME
NATIONAL COMPACT STELLARATOR EXPERIMENT

VERTICAL FACING SUPPORT ROD ASSEMBLY

VERSION NO.	PLANT	BLDG	FL	SHT	OF	TYPE	CLASS
4	X-10	5700	3	1	1	S	U

RELEASE LEVEL		REV
WIP	SE124-005	0