

# NCSX Project Team Meeting: Aug 5, 2008



- Safety Minute – Not held
- July Cost Data
- July Earned Value Reporting



	A	B	D	E	F	G	H	I	J	K
1	<b>NCSX Closeout Scope</b>									
4	<b>WBS</b>	<b>Job</b>	<b>Job Title</b>	<b>Job Manager</b>	<b>Closeout Estimate to Complete (\$K) from 6/1/08</b>	<b>June Costs (\$K)</b>	<b>July Costs (\$K)</b>	<b>Remaining Budget (\$K)</b>	<b>FY09 Work Scheduled (\$K)</b>	<b>% of Work Performed in FY09</b>
5		1204	VV System	Viola	0	4	-	(4)	0	0%
6	13 - Conventional Coils	1352	PF Coil Procurements	Chrzanowski	93	0	98	(5)	0	0%
7		1354	Trim Coil Design & Procurement	Kalish	24	22	0	2	0	0%
8		1361	TF Coil Fabrication	Kalish/Meighan	245	41	45	159	0	0%
9	14 - Modular Coils	1408	Modular Coil Winding Supplies	Chrzanowski	21	1	7	13	0	0%
10		1416	Modular Coil Type A&B Design	Cole	37	??	??	#VALUE!	0	0%
11		1421	Modular Coil Interface Design	Cole	50	(27)	-	76	0	0%
12		1429	Mod Coil Interface R&D	Gettelfinger?	0	1	-	(1)		
13		1431	Modular Coil Interface Hardware	Dudek	97	92		5	0	0%
14		1451	Modular Coil Winding Operations	Chrzanowski	280	100	79	102	0	0%
15		1459	Modular Coil Fabrication Punch List Items	Chrzanowski	68	17	14	37	0	0%
16	15 - Coil Support Structures	1501	Coil Structures Design	Dahlgren	74	98	84	(109)	0	0%
17	16 - Coil Services	1601-161	LN2 Distribution System	Goranson	30	??	??	#VALUE!	0	0%
18		1701	Cryostat	Raftopoulos	0	16		(16)		
19	17 - Cryostat & Base Support Structure	1702	Base Support Structure Design	Dahlgren	12	38	(19)	(7)	0	0%
20	18 - Field Period Assembly	1801 & 1802	FPA Oversight & Support	Viola	355	56	44	256	0	0%
21		1803 & 1805	FPA Tooling Design & Constructability and Procurements	Brown	114	111	33	(30)	0	0%
22		1806	FPA Specifications & Drawings	Cole	6			6	0	0%
23		1810	FPA Operations - Stations 1, 2 & 3	Viola	812	353	227	232	21	3%
24	19 - Stellarator Core Mgmt & Integration	1901	Stellarator Core Management & Integration	Cole	127	??	??	#VALUE!	0	0%
25	3 - Diagnostic Systems	3101	Magnetic Diagnostic Systems	Stratton	28	32	9	(13)	0	0%
26		3901	Diagnostics System Integration	Stratton	0	2	6	(8)	0	0%
27	4- Power Sys	4301	DC Systems	Raki	0	0	7	(7)	0	0%
28		4401	Control & Protection	Raki	0	0	4	(4)	0	0%
29		5801	Central I&C Integration	Reiersen	0	2	-	(2)		
30		6201	Cryogenic systems	Raftopoulos	0	32	12	(44)	0	0%
31		7401	TC Prep 7 Mach Assy Planning	Perry	0	3	0	(3)		
32	81 - Project Management & Integration	8101	Project Management @ PPPL	Rej	633	83	71	479	291	46%
33		8102	Project Management @ ORNL	Harris	137	??	??	#VALUE!	36	26%
34		8998	PPPL Direct Allocations	Strykowski	202	20		182	59	29%
35	82 - Project Engineering	8202	Engineering Management & Systems Engineering	Heitzenroeder	363	41	30	293	165	45%
36		8203	Design Integration	Brown	14	19	7	(12)	0	0%
37		8204	Systems Analysis & Technical Assurance	Brooks	42	29	24	(11)	0	0%
38		8205	Dimensional Control Coordination	Ellis	34	9	6	19	0	0%
39		8210	Proj Rebaseline Estimate	Reiersen	0	1	7	(8)		
40		8220	Equipment Disposition & Facility Restorations	Perry	530	4	24	503	230	43%
41		8221	Documentation for Closeout	Heitzenroeder	1,134	14	41	1,079	262	23%
42		8222	Prepare manuscripts for peer-reviewed archival journals	Neilson	300		2	299	300	100%
43		8501	Integrated Test Documetnation	Gentile	0	1	0	(1)	0	0%
44										
45				Subtotal =	5,861	1,212	860	#VALUE!	1,365	23%
46				Contingency =	1,172				273	23%
47				Total =	7,033				1637	23%

# NCSX Project Office will be responsible for preparing and submitting the Project Closeout Report



7/29/08 DRAFT

*National Compact Stellarator Experiment Project Closeout Report*

## CONTENTS

ACRONYMS .....	v
EXECUTIVE SUMMARY .....	vii
1. INTRODUCTION .....	1
2. PROJECT PURPOSE & SCOPE .....	1
3. PROJECT HISTORY .....	3
4. PROJECT DESCRIPTION & STATUS AT CLOSEOUT .....	5
4.1 Stellarator Core.....	5
Vacuum Vessel System .....	5
Conventional Coils .....	7
Modular Coils.....	10
Conventional Coil Structures .....	13
Coil Services.....	14
Cryostat & Base Structure .....	15
Field Period Assembly .....	17
4.2 Auxiliary Systems .....	19
4.3 Diagnostics .....	20
4.4 Electrical Power Systems .....	20
4.5 Central Instrumentation, Controls, and Data Acquisition .....	20
4.6 Facility Systems .....	22
4.7 Test Cell Preparation & Machine Assembly.....	22
4.8 Technical Management & Support.....	23
Project Physics.....	23
Project Engineering .....	23
System Engineering.....	23
Design Integration .....	24
System analysis / Technical Assurance.....	24

iii

7/29/08 DRAFT

*National Compact Stellarator Experiment Project Closeout Report*




Dimensional Control Coordination .....	24
Plant Design.....	24
Integrated System Testing .....	25
4.9 Summary of Project Status at Closeout.....	25
5. PROJECT MANAGEMENT .....	27
6. COST & SCHEDULE PERFORMANCE .....	28
6.1 Cost & Schedule of Work Accomplished .....	28
6.2 Cost & Schedule ETC for Remaining Work .....	31
8. KEY LESSONS LEARNED.....	34
8.1 DOE Perspective .....	34
8.2 Contractor Perspective .....	34
9. REFERENCE DOCUMENTS .....	39
APPENDICES:.....	41
A. PROJECT CHRONOLOGY .....	41
B. BASELINE PROJECT PERFORMANCE OBJECTIVES.....	42
C. FINAL COSTS BY WBS LEVEL 2.....	43
D. COST ESTIMATE HISTORY.....	44
E. RISK MANAGEMENT .....	53
F. CONTINGENCY USE .....	61
G. ACQUISITION CONTRACT STATUS.....	61
H. STAFFING.....	61
I. EXTERNAL REVIEW LIST.....	61
J. PROJECT TERMINATION & CLOSEOUT COMPLETION DOCUMENTATION .....	62

iv

Team Mtg July 30, 2008

Activity ID	Activity Description	Forecast Start	Forecast Finish	BASELINE FINISH	Sched Slip (work days)	% cmplt	ETC	FY08			FY09			FY10		
<b>Included Closeout Scope</b>																
<b>Brown</b>																
<b>Job: 1803/1805- FPA Tooling/Constr-BROWN</b>																
<b>Station 3-Modular Coil to VVSA Assembly</b>																
1803S3-4	Generate laser screen trace drawings (1/2 period	17JUL08A	08AUG08	05SEP08	19	55	4,809.78	SMITH	etc =40hr	MORRIS	etc					
1803S3-6	Station 3 simulation detail model	02JUN08A	01AUG08	30JUN08	-23	75	5,676.00	BROWN	etc =24hr	SMITH	etc					
1803S3-9	Oversite, cost and schedules, reviews	31JAN08A	30SEP08	30SEP08	0	LOE	2,649.42	BROWN	etc =20hr							
1805S3-207	Misc assembly Cost	31JAN08A	30SEP08	30SEP08	0		3,763.26		41etc =04\$K							
<b>Job: 8203 - Design Integration-BROWN</b>																
8203FY08-4	General integration activities	01FEB08A	30SEP08	30SEP08	0	LOE	10,521.38	BROWN	etc =40hr	EA/DM	e					
<b>Brooks</b>																
<b>Job: 8204 - Systems Analysis-BROOKS</b>																
8204-FY08Z	Syst Analysis, studies & tech assurance FY08 etc	02JUN08A	30SEP08	30SEP08	0	LOE	31,624.75	BROOKS ZHANG	etc =107hr	FAN	etc =79hr					
<b>Chrzanowski</b>																
<b>Job: 1408 - MC Winding Supplies-CHRZANOWSKI</b>																
1408-3	Misc and safety supplies (\$7k/mo.)	23MAY07A	31JUL08	31JUL08	0	LOE	149.04		41etc =06\$K							
1408-6	VPI clean manifold contract	23MAY07A	31JUL08	31JUL08	0	80	2,484.00		41etc =02\$K							
1408-8	Cutting hardware for flange bolts	23MAY07A	31JUL08	31JUL08	0	LOE	273.24		41etc =.5\$K							
1408-7	Misc tech shop support	23MAY07A	31JUL08	31JUL08	0	80	10,108.16	EMT/TB	etc =128hr							
<b>Job: 1451 - Mod Coil Winding-CHRZANOWSKI</b>																
<b>Station 1 Post VPI</b>																
P2-171C	Final Clamps & Warm Test (Station1) B6	02JUN08A	23JUL08	23JUL08	0	5	22,806.54	EM/TB	etc =272hr	EMT/TB	etc					
P1-171C	Final Clamps & Warm Test (Station1) A6	24JUL08	29AUG08	20AUG08	-7		24,006.88	EM/TB	etc =272hr	EMT/TB	e					
<b>LOE Oversight &amp; Supervision</b>																
145XSPRV-3	Winding Engineering oversight and supervision	01MAY07A	30SEP08	30SEP08	0	LOE	31,832.46	LANGISH	etc =275hr							
145XSPRV-A	Winding Engineering oversight and supervision	01NOV07A	29AUG08	29AUG08	0	LOE	56,904.69	CHRZANOWSKI	etc =241hr	MEIGHA						
<b>Job: 1459 - Mod Coil Fabr.Punch List-CHRZANOWSKI</b>																
<b>Punchlist Tech shop/RESA</b>																
PLTS-B5	Grinding -B5	01MAY08A	30SEP08	29AUG08	-21	0	9,476.40	EM/TB	etc =120hr							
PLTS-A6	Grinding -A6	01MAY08A	30SEP08	29AUG08	-21	20	3,095.62	EM/TB	etc =39hr							
PLTS-B6	Grinding -B6	01MAY08A	30SEP08	29AUG08	-21	0	9,476.40	EM/TB	etc =120hr							
PLTS-C6	Grinding & Drill Holes -C6	01MAY08A	30SEP08	29AUG08	-21	23	14,593.66	EM/TB	etc =185hr							
<b>Punchlist- Coil Technicians</b>																
PLCT-A6	Insul,measure,TC,SG other punch list-A6	01OCT07A	29AUG08	29AUG08	0	36	10,411.40	EM/TB	etc =132hr							
PLCT-B6	Insul,measure,TC,SG other punch list-B6	01OCT07A	29AUG08	29AUG08	0	36	10,411.40	EM/TB	etc =132hr							
<b>Cole</b>																
<b>Job: 1416 - Mod Coil Type AB Fnl Dsn-COLE</b>																
<b>Analysis and closeout documentation</b>																
1416-601	Prepare EM and structural analysis of leads	31JAN08A	18AUG08	30JUN08	-34	70	9,966.00	williamson	etc =66h							
1416-650	Prepare cooling analysis of lead area	01JUL08	29AUG08	30JUN08	-43		3,020.00	freudenberg	etc =160hr							

Run Date: 14 AUG 08 12:39

 FORECAST SCHEDULE  
 x target  
 Progress Bar  
 Critical Activity

080A

NCSX  
MIE CLOSEOUT PLAN  
July 30 status

Sheet 1 of 6

Activity ID	Activity Description	Forecast Start	Forecast Finish	BASELINE FINISH	Sched Slip (work days)	% cmlpt	ETC	FY08												FY09												FY10												
<b>ECN Modifications</b>																																												
1416-810	Process completed ECN's 5397,5379	28JUL08*	30JUL08			0	0.00																																					
<b>Job: 1421 - Mod Coil Interface Design-COLE</b>																																												
<b>Inboard Interface-CC</b>																																												
1421-3155	Resolve C-C shim FDR comments	01JUL08*	18AUG08	30JUN08		-34	80	3,624.00	COLE												etc =120hr ;																							
<b>Job: 1901 - Stellarator Core Mngt&amp;Integr-COLE</b>																																												
<b>191 - Stellarator Core Management &amp; Oversight</b>																																												
1901-08	WBS 191 FY08	01OCT07A	29SEP08	29SEP08		0	LOE	24,323.08	COLE												etc =121hr ; NELSON																							
1901-9000	Update drawing tree	01OCT07A	29SEP08	29SEP08		0	LOE	24,160.00	lovett= 160																																			
<b>192 - Stellarator Core Integr &amp; Global Analysis</b>																																												
1902-08	WBS 192 FY08	01OCT07A	29SEP08	29SEP08		0	LOE	57,388.46	COLE												etc =121 m&s =20 travel=												MCGINNIS etc =182											
<b>Job: 1806 - FP Assembly specs and drawings-COLE</b>																																												
<b>Station 3-Modular Coil to VVSA Assembly</b>																																												
1803-301	Station 3 Assembly Specification	02JUL07A	01AUG08	30JUN08		-23	98	7,248.00	COLE												etc =24hr ;																							
1803-305	Station 3 Assembly Drawings	02JUL07A	01AUG08	30JUN08		-23	98	483.20	COLE												etc =16hr ;																							
<b>Dahlgren</b>																																												
<b>Job: 1501 - Coil Structures Design-DAHLGREN</b>																																												
1501-533F	Integrated Stress Analysis	01OCT07A	06AUG08	30JUN08		-26	95	6,021.40	DAHLGREN												etc =154hr ; FAN=etc=40																							
1501-537	FDR Prep	01JUL08	06AUG08	30JUN08		-26		12,370.68	DAHLGREN												etc =38hr ; RUSHINSKI																							
1501-541	Coil Support Structures - FDR		06AUG08	30JUN08		-26		0.00																																				
<b>Ellis</b>																																												
<b>Job: 8205 - Dimensional Control Coordin-ELLIS</b>																																												
<b>Station 3-Modular Coil to VVSA Assembly</b>																																												
METFY08R	Support FPA Station 2	01FEB08A	30SEP08	30SEP08		0	LOE	11,196.98	ELLIS												etc =45hr ; SMITH etc =45hr																							
STAT3 PREP	Station 3 preparations	30JUN08A	02SEP08	02SEP08		0	70	4,250.40	ELLIS												etc =80hr ;																							
<b>Harris</b>																																												
<b>Job: 8102 - NCSX MIE Management ORNL-HARRIS</b>																																												
810.105XX	Project Management Office ORNL FY08 (LOE)	01FEB08A	29SEP08	29SEP08		0	LOE	75,467.11	ORNL35												etc =07\$ ;												HILLIS etc =70 ; HARRIS etc =176 ; MMORRIS etc =176 ; HILLIS etc =45 ; HARRIS etc =110											
810.105Z	Project Management Office ORNL FY09 (LOE)	01OCT08*	31MAR09	31MAR09		0	LOE	35,930.73																																				
<b>Heitzenroeder</b>																																												
<b>Job: 8202 - Engr Mgmt &amp; Sys Eng Sprt-HEITZENROED</b>																																												
8205DC	document control & admin support	01FEB08A	31MAR09	31MAR09		0	LOE	21,307.22	SUCH etc =142hr ; TYRELL etc =21																																			
8205FY08.2	Engr mgt & systems engr FY08	01FEB08A	30SEP08	30SEP08		0	LOE	136,471.75	HEITZENROED etc =445hr ; SIMMONS etc =89hr ; DUDEK etc =89hr ; VONHALLE etc =89hr ; HEITZENROED etc =315hr ; REIERSEN etc =126hr ; VONHALLE etc =126hr ; SIMMONS etc =00 ; DUDEK etc =333																																			
8205FY09	Engr mgt & systems engr FY09	01OCT08*	31MAR09	31MAR09		0	LOE	157,899.44																																				





Activity ID	Activity Description	Forecast Start	Forecast Finish	BASELINE FINISH	Sched Slip (work days)	% cmplt	ETC	FY08			FY09			FY10		
8220-251	Measuring Equipment to MU Shop	01OCT08*	07OCT08	07OCT08	0		1,337.12				EM//TB	etc =16hr ;				
8220-255	Inventory parts,material, tools to new location	01OCT08*	28OCT08	28OCT08	0		6,685.60				EM//TB	etc =80hr ;				
8220-409	Crates,cabinets,parts shelves f/TFTRTC to NCTCB	23JUL08A	14OCT08	14OCT08	0	5	9,375.89				EM//TB	etc =124hr ;				
8220-415	Coil winding station to NCTC	13AUG08	26AUG08	26AUG08	0		5,054.08				EM//TB	etc =64hr ;				
8220-419	MC bolts (incl crate) to NCTCB	23JUL08A	14OCT08	15SEP08	-21	5	2,084.11				41etc =00\$	EM//TB	etc =20hr			
8220-427	Assemble 4 remaining MC 3 packs	03SEP08	07OCT08	08SEP08	-21		25,564.80				EM//TB	etc =320hr ;				
8220-431	Transport MC 3 packs (6) to NCTC	08OCT08	21OCT08	22SEP08	-21		5,609.68				EM//TB	etc =64hr ; 41etc =00\$				
8220-501	Autoclave- Safe all AC power	01AUG08*	07AUG08	05AUG08	-2		3,762.80				LANGELLA	etc =24hr ; EM//TB	etc			
8220-505	Autoclave-Removal and store Dsite pad & NCTCB	01OCT08*	23DEC08	23DEC08	0		154,843.44				LANGELLA	etc =400hr ; EM//				
8220-901	VV Diagnostic parts incl fab crates to NCTCB	09SEP08*	15SEP08	15SEP08	0		1,669.86				41etc =0.2\$	EM//TB	etc =18hr			
8220-903	Move tool crib from C-site back to D-Site	09SEP08*	15SEP08	15SEP08	0		9,476.40				EM//TB	etc =120hr ;				
8220-605	VV Spool piece crates to NCTCB	01AUG08*	04AUG08	02JUL08	-22		473.82				EM//TB	etc = 6				
8220-423	VVSA's (incl port extension crates) to NCTC	13AUG08	26AUG08	26AUG08	0		7,176.24				41etc =01\$	EM//TB	etc =72hr ;			
8220-609	Yellow wedge stands to NCTC	01OCT08*	02OCT08	02OCT08	0		334.28				EM//TB	etc = 4				
8220-613	Wedge cover plates to NCTC	01OCT08*	02OCT08	02OCT08	0		334.28				EM//TB	etc = 4				
8220-617	5 ton lift beam to RESA	01OCT08*	02OCT08	02OCT08	0		334.28				EM//TB	etc = 4				
8220-621	14 ton lift beam to RESA	01OCT08*	02OCT08	02OCT08	0		167.14				EM//TB	etc = 2				
8220-625	Remove coil winding rooms & dispose	02JUN08A	02SEP08	01OCT08	21	60	27,686.40				EM//TB	etc = 480 Langella etc = 24				
8220-633	Equipment in MU machine shop-Electrical to RESA	02SEP08*	29SEP08	29SEP08	0		11,536.00				EM//TB	etc = 80Langella etc = 40				
8220-641	Equipment in MU machine shop-Mechanical to RESA	02SEP08*	15SEP08	15SEP08	0		12,635.20				EM//TB	etc = 160				
8220-653	Cryo pump skid- Mechanical to NCTCB	01AUG08*	26AUG08	16JUL08	-29		3,790.56				EM//TB	etc = 48				
8220-657	Cryostat-disposal	27AUG08	10SEP08	16JUL08	-39		3,790.56				EM//TB	etc = 48				
8220-661	Interlocked cryo room-leave in place	01AUG08*	01AUG08	02JUN08	-43		0.00									
8220-665	Spherical bearings (Dahlgren) to NCTCB	02JUL08*	03JUL08	03JUL08	0		78.97				EM//TB	etc = 1				
8220-669	Prototype castings to NCTC	13AUG08	14AUG08	14AUG08	0		631.76				EM//TB	etc = 8				
8220-673	Prototype VV cross sections-Scrap	22SEP08*	23SEP08	03JUL08	-56		157.94				EM//TB	etc = 2				
8220-677	TF coil fabrication fixtures to NCTC-VPI fixture	13AUG08	14AUG08	14AUG08	0		315.88				EM//TB	etc = 4				
8220-681	TF coil fabrication fixtures to NCTC-Mandrel	13AUG08	14AUG08	14AUG08	0		315.88				EM//TB	etc = 4				
8220-685	TF coil fabrication fixtures to NCTC-Misc fixtur	13AUG08	14AUG08	14AUG08	0		315.88				EM//TB	etc = 4				

**Rej**

**Job: 8101 - Project Management &Control-REJ**

810.900	Project Management Office PPPL FY08 (LOE)	01OCT07A	30SEP08	30SEP08	0	LOE	153,091.69				NEILSON	etc =414hr ; STRYKOWS			
810.9005A	Project Management Office PPPL fy08 etc	02JUN08A	30SEP08	30SEP08	0	LOE	94,580.00				B//CB	etc =680hr ; 35etc =12\$			
810.901	Project Management Office PPPL FY09 (SA LOE)	01OCT08*	31MAR09	31MAR09	0	LOE	290,785.02				41etc =03\$	DEPUTYPC	etc =95		
											DON REJ1	etc =126\$			
											NEILSON	etc =335hr ;			
											Hampton	etc =484hr ;			
											41etc =05\$				
											DON REJ1	etc =100\$			
											SIMMONS	etc =61			
											STRYKOWSKY	etc =417			
											35etc =17\$				

**Job: 8221 -Documentation Closeout-HEITZENROEDER**

**Prepare Closeout report**

8221-608	Chapter & Appendices writers assigned		28JUL08*		0		0.00								
8221-610	Writer guidance prepared & communicated		28JUL08*		0		0.00								
8221-612	Chapter outlines finalized		29AUG08*		0		0.00								
8221-614	Chapter Draftes complete		30SEP08*		0		0.00								
8221-616	Chapter Draft reviews complete		15OCT08*		0		0.00								
8221-618	Chapters Complete		17NOV08*		0		0.00								
8221-636	Executive summary complete		05DEC08*		0		0.00								
8221-639	Draft Report complete		05JAN09*		0		0.00								
8221-642	Report Reviews Complete		02FEB09*		0		0.00								
8221-646	DOE Concurrence		02MAR09*		0		0.00								
8221-649	Final Report Issued		31MAR09*		0		0.00								

Activity ID	Activity Description	Forecast Start	Forecast Finish	BASELINE FINISH	Sched Slip (work days)	% cmplt	ETC	FY08			FY09			FY10			
8221-655	Submit NEPA form		18JUL08*			0	0.00										
<b>Strykowski</b>																	
<b>Job: 8998 - Allocations-STRYKOWSKY</b>																	
99.08	PPPL Allocations FY08	LOE	01OCT07A	29SEP08	29SEP08	0	LOE	106,859.48									
99.09C	PPPL Allocations FY09	LOE	01OCT08*	31MAR09	31MAR09	0	LOE	59,465.00									
<b>Viola</b>																	
<b>Job: 1802 - FP Assy Oversight&amp;Support-VIOLA</b>																	
<b>Oversight and Supervision</b>																	
1802ORN02	ORNL Title III field period assy station 2/3		02JUN08A	30SEP08	30SEP08	0	LOE	10,436.58									
R1802-003	Metrology Engr Super FY08		01OCT07A	30SEP08	30SEP08	0	LOE	33,974.62									
R1802-007	FPA Management FY08		01OCT07A	30SEP08	30SEP08	0	LOE	64,563.00									
R1802-010	Drexel co-op student support		02JUN08A	31JUL08	30JUN08	-22	LOE	1,290.30									
R1802-015	HP Coverage in the TFTR TC LOE FY08		01OCT07A	30SEP08	30SEP08	0	LOE	40,024.41									
R1802-016	HP Coverage in the TFTR TC LOE FY09		01OCT08*	23DEC08	23DEC08	0	LOE	36,276.45									
1802MISC	Misc materials,tools, GSA vehicle,rigging		01FEB08A	30SEP08	30SEP08	0	LOE	42,029.28									
<b>Station 3 procedures,JHA,ACC,Training,Prep</b>																	
R1802-320	Update FPA cost estimate for FPA station 2&3		11SEP08	17SEP08	20OCT08	23		0.00									
<b>Job: 1810 - Field Period AssyStation 1,2,3 VIOLA</b>																	
<b>General Assy Support</b>																	
R1810-003	LOE Crane support, fixture setupfor FY08		01OCT07A	30SEP08	30SEP08	0	LOE	41,868.31									
R1810-025	Crane & Rigging inspections		01FEB08A	30SEP08	30SEP08	0	LOE	2,969.27									
R1810-007	LOE Field Supervision for FY08		01OCT07A	30SEP08	30SEP08	0	LOE	59,509.70									
R1810-2001	Misc Hardware and hardware rework (1/2 fte loe)		01FEB08A	30SEP08	30SEP08	0	LOE	17,815.63									
S21-4.02	Perform routine metrology set-up and checks (loe)		01FEB08A	30SEP08	30SEP08	0	LOE	45,942.88									
<b>Setup</b>																	
R1810-2034	Misc Tool and Hardware		02JUN08A	30SEP08	30SEP08	0	LOE	14,022.18									
<b>Pre-Measuring and fitup checks</b>																	
<b>Pre measurement of MCHP A2,B2,C2 flanges</b>																	
2-2-2.99	Drill Stycast fill holes C2		01JUL08*	03JUL08	03JUL08	0		9,476.40									
<b>Station 2 MC subassy A1B1C1</b>																	
<b>Stycast shim bags &amp; final measurements</b>																	
2-1-8.01	Fill all wing bladders & cure		16JUL08A	31JUL08	01AUG08	1	70	1,137.17									
2-1-11.05	Perform Electrical Megger test on each coil		01AUG08*	04AUG08	15AUG08	9		3,790.56									
2-1-11.08	Remove from stand & measure weight of completed		23JUL08A	05AUG08	20AUG08	11	80	758.11									
S21-11.07M	Complete 1st MCHP Assy (Sta 2)			05AUG08	22AUG08	13		0.00									
<b>Station 2 MC subassy A2B2C2</b>																	
<b>AB-C MC Assembly</b>																	
2-2-7.13	Measure position of all monuments		31JUL08*	31JUL08	10JUL08	-15		2,792.88									
2-2-7.14	Measure shim puck height		01AUG08	01AUG08	11JUL08	-15		1,579.40									
2-2-7.15	remove puck locating rings & install all nose s		04AUG08	04AUG08	14JUL08	-15		4,738.20									
2-2-7.16	"Lightly" tack weld nose flex shims		05AUG08	05AUG08	15JUL08	-15		789.70									
2-2-7.17	remove "C" coil & place it on a separate fixtur		06AUG08	06AUG08	16JUL08	-15		3,158.80									
2-2-7.18	Recheck part alignment & weld all Type-B flex s		07AUG08	07AUG08	17JUL08	-15		5,585.76									
2-2-7.19	After welding "B" coil nose shims recheck align		08AUG08	08AUG08	18JUL08	-15		1,861.92									
2-2-7.20	Back office assessment of part after weld		11AUG08	11AUG08	21JUL08	-15		3,723.84									
2-2-7.21	Measure "C" fiducials		11AUG08	11AUG08	21JUL08	-15		1,861.92									
2-2-7.22	Weld all Type-C (A-flange) flex shims plasma sid		12AUG08	12AUG08	22JUL08	-15		3,158.80									
2-2-7.23	After welding determine metrology acceptance		13AUG08	13AUG08	23JUL08	-15		1,861.92									
2-2-7.24	Back office assessment		14AUG08	14AUG08	24JUL08	-15		3,723.84									
2-2-7.25	Remove shims for alignment mating coil		15AUG08	14AUG08	24JUL08	-15		0.00									
2-2-7.07	Place unfilled shim bags in wing areas		15AUG08	15AUG08	25JUL08	-15		1,579.40									



Activity ID	Activity Description	Forecast Start	Forecast Finish	BASELINE FINISH	Sched Slip (work days)	% cmlpt	ETC	FY08 FY09 FY10											
2-2-7.26	Lower mating "C" coil into position.	18AUG08	18AUG08	28JUL08	-15		3,158.80		EM//TB		etc =40hr ;								
2-2-7.261	alignment "C" coil tooling balls	19AUG08	19AUG08	29JUL08	-15		1,861.92		EM//TB		etc =00hr ;	ZMET		etc =					
2-2-7.27	position coil accurately in x, y, & z directio	20AUG08	20AUG08	30JUL08	-15		1,579.40		EM//TB		etc =20hr ;								
2-2-7.28	Install shims;studs,, & "wiggle"	21AUG08	21AUG08	31JUL08	-15		2,369.10		EM//TB		etc =30hr ;								
2-2-7.29	Torque50% of final value.	22AUG08	22AUG08	01AUG08	-15		789.70		EM//TB		etc =10hr ;								
2-2-7.30	Measure position of all monuments	25AUG08	25AUG08	04AUG08	-15		2,792.88		ZMET		etc =24 ;								
2-2-7.31	Adjust shims locally. Re-torque all studs50%.	26AUG08	26AUG08	05AUG08	-15		3,158.80		EM//TB		etc =40hr ;								
2-2-7.32	Install bushing. Replace nut & tighten back50%	27AUG08	27AUG08	06AUG08	-15		4,738.20		EM//TB		etc =60hr ;								
2-2-7.33	After super bolt tightening, measure position	28AUG08	28AUG08	07AUG08	-15		2,792.88		EM//TB		etc =00hr ;	ZMET		etc					
2-2-7.34	Tighten all bolts to final torque.	29AUG08	29AUG08	08AUG08	-15		1,579.40		EM//TB		etc =20hr ;								
2-2-7.35	After tightening hardware, meas position of monu	02SEP08	02SEP08	11AUG08	-15		2,792.88		ZMET		etc =24 ;	EM//TB		etc =					
2-2-7.36	Weld B / C nose region solenoid side	03SEP08	03SEP08	12AUG08	-15		4,738.20		EM//TB		etc =60hr ;								
2-2-7.37	Measure positions of all monuments	04SEP08	04SEP08	13AUG08	-15		1,861.92		EM//TB		etc =00hr ;	ZMET		etc					
2-2-7.38	Back office of above results & INSTALL wing supp	05SEP08	05SEP08	14AUG08	-15		3,723.84		EM//TB		etc =00hr ;	ZMET		etc					
2-2-7.39	Fill all lose bushings with Stycast 2850FT	08SEP08	08SEP08	15AUG08	-15		3,158.80		EM//TB		etc =40hr ;								
<b>Stycast shim bags &amp; final measurements</b>																			
2-2-8.01	Fill all wing bladders & cure	09SEP08	10SEP08	19AUG08	-15		3,158.80		EM//TB		etc =40hr ;								
2-2-8.02	Inject stycast in all shim spaces	11SEP08	12SEP08	21AUG08	-15		3,158.80		EM//TB		etc =40hr ;								
2-2-10.0	Complete local service & interface details	15SEP08	12SEP08	21AUG08	-15		0.00		EM//TB		etc =00hr ;								
2-2-11.01	Measure tooling balls on all coils.	15SEP08	16SEP08	25AUG08	-15		3,723.84		EM//TB		etc =00hr ;	ZMET		etc					
2-2-11.02	Install or identify three primary fiducials	17SEP08	18SEP08	27AUG08	-15		3,723.84		EM//TB		etc =00hr ;	ZMET		etc					
2-2-11.03	Scan "B" flange Type-C coil & interfacing base	19SEP08	23SEP08	02SEP08	-15		5,585.76		EM//TB		etc =00hr ;	ZMET		etc					
2-2-11.04	Measure bolt length on all tension fasteners	24SEP08	24SEP08	03SEP08	-15		1,579.40		EM//TB		etc =20hr ;								
2-2-11.05	Perform Electrical Megger test on each coil	25SEP08	26SEP08	05SEP08	-15		3,158.80		EM//TB		etc =40hr ;								
2-2-11.06	Mark part for identification	29SEP08	26SEP08	05SEP08	-15		0.00		EM//TB		etc =00hr ;								
2-2-11.07	Install lift support beams	29SEP08	30SEP08	09SEP08	-15		6,317.60		EM//TB		etc =80hr ;								
2-2-11.08	Remove from stand & measure weight of completed	01OCT08	01OCT08	10SEP08	-15		3,342.80		EM//TB		etc =40hr ;								
2-2-11.09	Move to holding area.	02OCT08	03OCT08	12SEP08	-15		6,685.60		EM//TB		etc =80hr ;								
<b>Station 3 Setup/Preparations/General</b>																			
<b>Misc Prep activities</b>																			
R1810-3113	Procure wire rope slings & 6 17ton shackles	01JUL08A	01AUG08	12JUN08	-35	50	18,845.20				41etc =05\$	EM//TB		etc =160hr ;					
<b>Station 3-Assemble Mod Coils and VVSA-FP#1</b>																			
<b>Set-up and Prep</b>																			
3-1-1.01	transfer CAD models	31JUL08*	08AUG08	10JUN08	-42		13,033.44		ZMET		etc =112 ;								
<b>Install Laser Screen</b>																			
3-1-6.03	Turn each lasers on & measure each laser source	11AUG08*	11AUG08	10SEP08	21		4,129.58		EM//TB		etc =24hr ;	ZMET		etc =					
3-1-6.04	Print path on milar paper	12AUG08	11AUG08	10SEP08	21		0.00		EM//TB		etc =00hr ;								
3-1-6NEW	Dry-run MCHP thru laser screen path without VVSA	12AUG08	15AUG08	16SEP08	21		10,108.16		EM//TB		etc =128hr ;								
<b>Install Vacuum Vessel</b>																			
3-1-7.03	Install VVSA to base support and make connection	18AUG08	18AUG08	19SEP08	23		1,895.28		EM//TB		etc =24hr ;								
3-1-7.04	take tooling ball readings and secure VVSA	19AUG08	20AUG08	23SEP08	23		3,790.56		EM//TB		etc =48hr ;								
3-1-7.05	Scan VV surface and compare data	21AUG08	25AUG08	26SEP08	23		6,702.91		ZMET		etc =58 ;	EM//TB		etc =					
<b>Trial fit MCHP over VV</b>																			
3-1-8.01	Install any bumper protection components on the	26AUG08	26AUG08	29SEP08	23		947.64		EM//TB		etc =12hr ;								
3-1-8.03	Install MCHP lift fixture, disengage leveler	27AUG08	28AUG08	01OCT08	23		3,790.56		EM//TB		etc =48hr ;								
3-1-8.05	Move right MCHP over the VV	29AUG08	03SEP08	06OCT08	23		18,074.59		EM//TB		etc =144hr ;	ZMET		etc					
3-1-8.05M	MCHP test fit over VVSA Complete		03SEP08	06OCT08	23		0.00												
3-1-6.05	Disengage the right MCHP & position on floor	04SEP08	04SEP08	07OCT08	23		1,895.28		EM//TB		etc =24hr ;								



Job #: CRCD Credit Card Default

Cost Center: 9450 Work Pkg: \*\*\*\*

PO/Req # EC PO Date PO Amount Outstanding Vendor

Person in Charge: RSTRYKOW Strykowski, Ronald

Requested by: rstrykowski

							Total		0		0		
*****							*****						
Exp	Approved	Curr Mth	YTD	Reqs &			Exp		Straight		Overtime		
Cls	Estimate	Expend	Costs	Encumb	Balance	Name	HOD	PDG Cls	Cur	Cum	Cur	Cum	
43	CREDIT CARD EXPENDIT	0	0	2000	0	-2000							
64	MHX BURDEN	0	0	440	0	-440							
69	G&A	0	0	44	0	-44							
	Total	0	0	2484	0	-2484							

Job #: 1204 VV Sys Procurements (non VVSA)

Cost Center: 9450 Work Pkg: 1\*\*\*

PO/Req # EC PO Date PO Amount Outstanding Vendor

Person in Charge: MVIOLA Viola, Michael

Requested by: rstrykowski

						Total	0		0					
*****														
Exp	Approved	Curr Mth	YTD	Reqs &			Exp	Straight		Overtime				
Cls	Estimate	Expend	Costs	Encumb	Balance	Name	HOD	PDG	Cls	Cur	Cum	Cur	Cum	
23	FAB OPS & MAINT DIV	0	0	12926	0	-12926	Bartzak	EMT*	TB	2321	0.0	0.0	0.0	0.0
25	ELECTRICAL DIV LABOR	0	0	17588	0	-17588	Ciebiera	EME*	SB	2321	0.0	0.0	0.0	0.0
31	TECH CENTER OVERTIME	0	0	4460	0	-4460	Delany	EMT*	SB	2321	0.0	0.0	0.0	0.0
37	STOCKROOM WITHDRAWAL	0	0	292	0	-292	Delany	EMT*	SB	3123	0.0	0.0	0.0	0.0
41	MATERIALS & SERVICES	95000	0	82629	5600	6770	Dodson	EME*	EM	2321	0.0	0.0	0.0	0.0
43	CREDIT CARD EXPENDIT	0	0	4661	0	-4661	Franckowiak	EMT*	TB	2321	0.0	0.0	0.0	0.0
53	TECH CENTER BURDEN	0	0	3227	0	-3227	Franckowiak	EMT*	TB	3123	0.0	0.0	0.0	0.0
62	ONSITE OVERHEAD BURD	0	0	17764	0	-17764	Gentile	EME*	EM	2321	0.0	4.3	0.0	0.0
64	MHX BURDEN	20900	0	19268	1232	399	Gernhardt	EED*	SM	2521	0.0	44.8	0.0	0.0
69	G&A	2090	0	7523	123	-5556	Horner	EMT*	TB	2321	0.0	0.0	0.0	0.0
							Horner	EMT*	TB	3123	0.0	0.0	0.0	0.0
							Jurczynski	EMC*	SB	2321	0.0	14.0	0.0	0.0
							Keilbach	EMC*	EC1	2723	0.0	0.0	0.0	0.0
							Labik	EME*	EM	2321	0.0	48.5	0.0	0.0
							Meighan	EMC*	SM	2321	0.0	95.3	0.0	0.0
							Patterson	EEH*	SB	2521	0.0	24.0	0.0	0.0
							Reese	EED*	TB	2521	0.0	292.2	0.0	0.0
							Reese	EED*	TB	3125	0.0	0.0	0.0	72.7
							Simmonds	EMT*	TB	3123	0.0	0.0	0.0	3.0
							Smith	EMT*	SB	2321	0.0	0.0	0.0	0.0
							Smith	EMT*	SB1	2321	0.0	0.0	0.0	0.0
							Trafalski	EMT*	TB	2321	0.0	0.0	0.0	0.0
							Trafalski	EMT*	TB	3123	0.0	0.0	0.0	0.0
							Vaccaro	EMT*	TB	2321	0.0	10.0	0.0	0.0
							Vaccaro	EMT*	TB	3123	0.0	0.0	0.0	4.0
							Zimmer	EMT*	TB	2321	0.0	7.3	0.0	0.0
							Zimmer	EMT*	TB	3123	0.0	0.0	0.0	2.6
Total						117990	0	170344	6955	-59309				

Job #: 1302 PF Coil Design

Cost Center: 9450 Work Pkg: 1\*\*\*

PO/Req # EC PO Date PO Amount Outstanding Vendor

Person in Charge: MKALISH Kalish, Michael

Requested by: rstrykowski

							Total	0		0				
*****														
Exp	Approved	Curr Mth	YTD	Reqs &			Exp	Straight		Overtime				
Cls	Estimate	Expend	Costs	Encumb	Balance	Name	HOD	PDG	Cls	Cur	Cum	Cur	Cum	
26	MECHANICAL DIV LABOR	81069	0	32249	0	48819	Dahlgren	EAA*	EM	2621	0.0	60.6	0.0	0.0
31	TECH CENTER OVERTIME	0	0	3860	0	-3860	Dahlgren	EAA*	EM1	2621	0.0	0.0	0.0	0.0
53	TECH CENTER BURDEN	8917	0	3952	0	4964	Kalish	EAD*	EM	2621	0.0	112.6	0.0	0.0
62	ONSITE OVERHEAD BURD	41843	0	18629	0	23214	Kalish	EAD*	EM1	2621	0.0	17.3	0.0	0.0
69	G&A	13183	0	5869	0	7313	Morris	EADD	SB	2621	0.0	10.0	0.0	0.0
							Paul	EADD	SB	2621	0.0	202.8	0.0	0.0
							Paul	EADD	SB	3126	0.0	0.0	0.0	49.1
							Rushinski	EADD	DM	2621	0.0	0.0	0.0	0.0
							Rushinski	EADD	EM	2621	0.0	0.0	0.0	0.0
Total		145013	0	64561	0	80452								

Job #: 1352 PF Coil Fabrication

Cost Center: 9450 Work Pkg: 1\*\*\*

Person in Charge: MKALISH Kalish, Michael

Requested by: rstrykowski

PO/Req #	EC	PO Date	PO Amount	Outstanding Vendor
406148	41	3/14/2008	280	280

						Total	280			280				
*****						*****								
Exp	Approved	Curr Mth	YTD	Reqs &			Exp			Straight		Overtime		
Cls	Estimate	Expend	Costs	Encumb	Balance	Name	HOD	PDG	Cls	Cur	Cum	Cur	Cum	
23	FAB OPS & MAINT DIV	15820	0	1868	0	13951	Chrzanowski	EAD*	EM	2621	0.0	138.6	0.0	0.0
26	MECHANICAL DIV LABOR	22450	0	21517	0	932	Chrzanowski	EAD*	EM1	2621	0.0	64.9	0.0	0.0
35	TRAVEL	5000	1530	2186	0	2813	Dahlgren	EAA*	EM	2621	0.0	17.3	0.0	0.0
41	MATERIALS & SERVICES	250000	77091	107098	250000	-107098	Meighan	EMC*	SM	2321	0.0	25.9	0.0	0.0
48	PORTION OF SC > \$250	578000	0	0	0	578000								
53	TECH CENTER BURDEN	4447	0	2600	0	1846								
61	TRAVEL SERVICES BURD	375	114	163	0	211								
62	ONSITE OVERHEAD BURD	19863	0	12083	0	7779								
64	MHX BURDEN	55000	16960	23561	55000	-23561								
69	G&A	12295	1860	6398	5500	397								
Total		963252	97556	177479	310500	475272								



Job #: 1354 Trim Coil and I&C

Cost Center: 9450 Work Pkg: 1\*\*\*

PO/Req # EC PO Date PO Amount Outstanding Vendor

Person in Charge: MKALISH Kalish, Michael

Requested by: rstrykowski

						Total	0		0					
*****														
Exp	Approved	Curr Mth	YTD	Reqs &			Exp	Straight		Overtime				
Cls	Estimate	Expend	Costs	Encumb	Balance	Name	HOD	PDG	Cls	Cur	Cum	Cur	Cum	
23	FAB OPS & MAINT DIV	5786	0	1915	0	3871	Cogswell	EAD*	ES	2726	22.0	22.0	0.0	0.0
25	ELECTRICAL DIV LABOR	0	0	481	0	-481	Cruickshank	EADD	ES	2726	0.0	21.5	0.0	0.0
26	MECHANICAL DIV LABOR	143253	0	97771	0	45481	Horner	EMT*	TB	2321	0.0	8.0	0.0	0.0
27	TECH CENTER SCL	0	88	25125	0	-25125	Jurczynski	EMT*	SB	2321	0.0	24.8	0.0	0.0
31	TECH CENTER OVERTIME	0	0	101	0	-101	Jurczynski	EMT*	SB	3123	0.0	0.0	0.0	1.1
35	TRAVEL	4000	0	0	0	4000	Kalish	EAD*	EM	2621	0.0	370.4	0.0	0.0
41	MATERIALS & SERVICES	578000	0	2584	0	575415	Kalish	EAD*	EM1	2621	0.0	259.9	0.0	0.0
43	CREDIT CARD EXPENDIT	0	235	235	0	-235	Neumeyer	EED*	EM	2521	0.0	5.1	0.0	0.0
48	PORTION OF SC > \$250	9000	0	0	0	9000	Rushinski	EADD	DM	2621	0.0	571.9	0.0	0.0
53	TECH CENTER BURDEN	16481	0	11036	0	5444	Sands	EMT*	TB	2321	0.0	1.6	0.0	0.0
61	TRAVEL SERVICES BURD	300	0	0	0	300	Sands	EMT*	TB	3123	0.0	0.0	0.0	0.3
62	ONSITE OVERHEAD BURD	76967	40	63440	0	13526	Upcavage	EADD	ES	2726	0.0	409.5	0.0	23.0
64	MHX BURDEN	127160	51	620	0	126539								
69	G&A	37394	18	20049	0	17345								
Total		998343	433	223362	0	774981								

Job #: 1361 TF Coil Fabrication

Cost Center: 9450 Work Pkg: 1\*\*\*

Person in Charge: JCHRZANO Chrzanowski, James

PO/Req #	EC	PO Date	PO Amount	Outstanding	Vendor
S006639	48	5/1/2006	609941	136158	EVERSON TESLA

Requested by: rstrykowski

						Total	609941			136158				
*****														
Exp	Approved	Curr Mth	YTD	Reqs &				Exp	Straight		Overtime			
Cls	Estimate	Expend	Costs	Encumb	Balance	Name	HOD	PDG	Cls	Cur	Cum	Cur	Cum	
23	FAB OPS & MAINT DIV	2044	1978	27781	0	-25736	Bartzak	EMT*	TB	2321	3.0	6.6	0.0	0.0
26	MECHANICAL DIV LABOR	53998	3044	36967	0	17031	Bartzak	EMT*	TB	3123	0.0	0.0	0.0	0.3
31	TECH CENTER OVERTIME	0	62	442	0	-442	Chrzanowski	EAD*	EM1	2621	6.4	6.4	0.0	0.0
35	TRAVEL	3000	0	1659	0	1340	Clark	EMT*	TB	2321	0.0	0.0	0.0	0.0
41	MATERIALS & SERVICES	6000	0	9963	0	-3963	Delany	EMT*	SB	2321	0.0	24.0	0.0	0.0
43	CREDIT CARD EXPENDIT	0	0	485	0	-485	Fernandez	EMT*	TB	2321	0.0	32.6	0.0	0.0
48	PORTION OF SC > \$250	633000	35482	473783	136158	23059	Fernandez	EMT*	TB	3123	0.0	0.0	0.0	0.3
53	TECH CENTER BURDEN	6195	588	7585	0	-1390	Horner	EMT*	TB	2321	3.0	3.0	0.0	0.0
61	TRAVEL SERVICES BURD	225	0	124	0	100	Jurczynski	EMC*	SB	2321	0.0	4.0	0.0	0.0
62	ONSITE OVERHEAD BURD	28941	2638	33841	0	-4900	Jurczynski	EMC*	SB	3123	0.0	0.0	0.0	0.0
64	MHX BURDEN	1320	0	2298	0	-978	Kalish	EAD*	EM	2621	0.0	277.3	0.0	0.0
69	G&A	9572	831	11070	0	-1497	Kalish	EAD*	EM1	2621	25.9	95.3	0.0	0.0
							Keilbach	EMC*	EC	2723	0.0	0.0	0.0	0.0
							Keilbach	EMC*	EC1	2723	0.0	0.0	0.0	0.0
							Meighan	EMC*	SM	2321	17.3	268.6	0.0	0.0
							Morris	EADD	SB	2621	0.0	0.0	0.0	0.0
							Priniski	EME*	EM	2321	0.0	29.4	0.0	0.0
							Rushinski	EADD	DM	2621	0.0	0.0	0.0	0.0
							Rushinski	EADD	EM	2621	0.0	0.0	0.0	0.0
							Sands	EMT*	TB	2321	0.0	8.0	0.0	0.0
							Simmonds	EMT*	TB	2321	0.8	21.1	0.0	0.0
							Simmonds	EMT*	TB	3123	0.0	0.0	0.1	3.8
							Smith	EME*	EM	2321	0.0	1.9	0.0	0.0
							Tucker	EMC*	TB	2321	10.0	23.3	0.0	0.0
							Tucker	EMC*	TB	3123	0.0	0.0	1.0	3.6
							Zimmer	EMT*	TB	2321	0.0	0.0	0.0	0.0
							Zimmer	EMT*	TB	3123	0.0	0.0	0.0	0.0
Total		744297	44626	606004	136158	2135								

Job #: 1408 Mod Coil Winding Supplies

Cost Center: 9450 Work Pkg: 1\*\*\*

PO/Req # EC PO Date PO Amount Outstanding Vendor

Person in Charge: JCHRZANO Chrzanowski, James

Requested by: rstrykowski

						Total	0		0					
*****														
Exp	Approved	Curr Mth	YTD	Reqs &			Exp	Straight		Overtime				
Cls	Estimate	Expend	Costs	Encumb	Balance	Name	HOD	PDG	Cls	Cur	Cum	Cur	Cum	
23	FAB OPS & MAINT DIV	17837	3393	22557	0	-4720	Bartzak	EMT*	TB	2321	4.0	4.0	0.0	0.0
31	TECH CENTER OVERTIME	0	0	44	0	-44	Bartzak	EMT*	TB	3123	0.0	0.0	0.0	0.0
37	STOCKROOM WITHDRAWAL	0	4	9420	0	-9420	Bartzak	EMT*	TB1	2321	0.0	0.0	0.0	0.0
41	MATERIALS & SERVICES	120000	57	102287	87	17624	Bartzak	EMT*	TB1	3123	0.0	0.0	0.0	0.0
43	CREDIT CARD EXPENDIT	0	397	32380	0	-32380	Beyer	EEH*	TB	2521	0.0	0.0	0.0	0.0
53	TECH CENTER BURDEN	2229	424	2824	0	-594	Beyer	EEH*	TB	3125	0.0	0.0	0.0	0.0
62	ONSITE OVERHEAD BURD	9331	1775	11823	0	-2491	Beyer	EEH*	TB1	2521	0.0	0.0	0.0	0.0
64	MHX BURDEN	26400	101	31699	19	-5319	Beyer	EEH*	TB1	3125	0.0	0.0	0.0	0.0
69	G&A	5579	569	6894	1	-1316	Bush	EEH*	TB1	2521	0.0	0.0	0.0	0.0
							Bush	EEH*	TB1	3125	0.0	0.0	0.0	0.0
							Carson	EEH*	SB1	2521	0.0	0.0	0.0	0.0
							Clark	EMT*	TB	2321	10.0	49.0	0.0	0.0
							Clark	EMT*	TB	3123	0.0	0.0	0.0	0.0
							Delany	EMT*	SB	2321	0.0	21.0	0.0	0.0
							Delany	EMT*	SB	3123	0.0	0.0	0.0	0.0
							Delany	EMT*	SB1	2321	0.0	0.0	0.0	0.0
							Delany	EMT*	SB1	3123	0.0	0.0	0.0	0.0
							Delany	EMT*	SM1	2321	0.0	0.0	0.0	0.0
							DiMattia	EME*	TB	2321	0.0	0.0	0.0	0.0
							DiMattia	EME*	TB	3123	0.0	0.0	0.0	0.0
							Fernandez	EMT*	TB	2321	13.0	67.1	0.0	0.0
							Fernandez	EMT*	TB	3123	0.0	0.0	0.0	0.8
							Franckowiak	EMT*	TB	2321	6.0	22.0	0.0	0.0
							Franckowiak	EMT*	TB	3123	0.0	0.0	0.0	0.0
							Hause	EMC*	TB	2321	0.0	0.0	0.0	0.0
							Horner	EMT*	TB	2321	0.0	8.0	0.0	0.0
							Horner	EMT*	TB	3123	0.0	0.0	0.0	0.0
							Jones	EADD	SB	2621	0.0	0.0	0.0	0.0
							Jurczynski	EMC*	SB	2321	0.0	0.0	0.0	0.0
							Jurczynski	EMC*	SB1	2321	0.0	0.0	0.0	0.0
							Jurczynski	EMC*	SB1	3123	0.0	0.0	0.0	0.0
							Kearns	EME*	TB	2321	18.0	62.0	0.0	0.0
							Kearns	EME*	TB	3123	0.0	0.0	0.0	0.0
							Keilbach	EMC*	EC	2723	0.0	0.0	0.0	0.0

Keilbach	EMC*	EC1	2723	0.0	0.0	0.0	0.0
Lane	EMT*	TB	2321	0.0	0.0	0.0	0.0
Lane	EMT*	TB	3123	0.0	0.0	0.0	0.0
Meighan	EMC*	SM	2321	0.0	0.0	0.0	0.0
Moser	EMT*	TB	2321	0.0	0.0	0.0	0.0
Paul	EADD	SB	2621	0.0	0.0	0.0	0.0
Paul	EADD	SM1	2621	0.0	0.0	0.0	0.0
Perry	EMC*	EM	2321	0.0	0.0	0.0	0.0
Perry	EMC*	EM1	2321	0.0	0.0	0.0	0.0
Sands	EMT*	TB	2321	10.0	48.0	0.0	0.0
Sands	EMT*	TB	3123	0.0	0.0	0.0	0.0
Simmonds	EMT*	TB	2321	13.0	43.0	0.0	0.0
Simmonds	EMT*	TB	3123	0.0	0.0	0.0	0.0
Smith	EMT*	SB	2321	0.0	35.0	0.0	0.0
Smith	EMT*	SB	3123	0.0	0.0	0.0	0.0
Smith	EMT*	SB1	2321	0.0	0.0	0.0	0.0
Smith	EMT*	SB1	3123	0.0	0.0	0.0	0.0
Smith	EMT*	SM1	2321	0.0	0.0	0.0	0.0
Trafalski	EMT*	TB	2321	4.0	138.0	0.0	0.0
Trafalski	EMT*	TB	3123	0.0	0.0	0.0	0.0
Tucker	EMC*	TB	2321	0.0	0.0	0.0	0.0
Tucker	EMC*	TB	3123	0.0	0.0	0.0	0.0
Vaccaro	EMT*	TB	2321	0.0	0.0	0.0	0.0
Vaccaro	EMT*	TB	3123	0.0	0.0	0.0	0.0
Vinson	EMC*	TB	2321	0.0	0.0	0.0	0.0
Vinson	EMC*	TB	3123	0.0	0.0	0.0	0.0
Zimmer	EMT*	TB	2321	0.0	0.0	0.0	0.0
Zimmer	EMT*	TB	3123	0.0	0.0	0.0	0.0

Total                    181378            6722    219934            109    -38664

Job #: 1412 Complete Winding Facilities

Cost Center: 9450 Work Pkg: 1\*\*\*

PO/Req # EC PO Date PO Amount Outstanding Vendor

Person in Charge: JCHRZANO Chrzanowski, James

Requested by: rstrykowski

						Total	0		0				
*****													
Exp	Approved	Curr Mth	YTD	Reqs &			Exp	Straight		Overtime			
Cls	Estimate	Expend	Costs	Encumb	Balance	Name	HOD	PDG	Cls	Cur	Cum	Cur	Cum
23 FAB OPS & MAINT DIV	0	0	1131	0	-1131	Anderson	EMC*	TB	2321	0.0	0.0	0.0	0.0
53 TECH CENTER BURDEN	0	0	141	0	-141	Anderson	EMC*	TB	3123	0.0	0.0	0.0	0.0
62 ONSITE OVERHEAD BURD	0	0	591	0	-591	Bartzak	EMT*	TB	2321	0.0	0.0	0.0	0.0
69 G&A	0	0	186	0	-186	Bartzak	EMT*	TB	3123	0.0	0.0	0.0	0.0
						Bush	EEH*	TB	2521	0.0	0.0	0.0	0.0
						Bush	EEH*	TB	3125	0.0	0.0	0.0	0.0
						Carson	EEH*	SM	2521	0.0	0.0	0.0	0.0
						Chrzanowski	EAD*	EM	2621	0.0	0.0	0.0	0.0
						Ciebiera	EME*	SM	2321	0.0	0.0	0.0	0.0
						Clark	EMT*	TB	2321	0.0	26.0	0.0	0.0
						Clark	EMT*	TB	3123	0.0	0.0	0.0	0.0
						Delany	EMT*	SB1	2319	0.0	0.0	0.0	0.0
						Delany	EMT*	SM	2321	0.0	0.0	0.0	0.0
						Delany	EMT*	SM1	2321	0.0	0.0	0.0	0.0
						Fernandez	EMT*	TB	2321	0.0	0.0	0.0	0.0
						Franckowiak	EMT*	TB	2321	0.0	0.0	0.0	0.0
						Gentile	EME*	EM	2321	0.0	0.0	0.0	0.0
						Gilani	EMT*	TB	2321	0.0	0.0	0.0	0.0
						Gilsenan	EEH*	TB	2521	0.0	0.0	0.0	0.0
						Gilsenan	EEH*	TB	3125	0.0	0.0	0.0	0.0
						Hause	EMC*	TB	2321	0.0	0.0	0.0	0.0
						Hause	EMC*	TB	3123	0.0	0.0	0.0	0.0
						Horner	EMT*	TB	2321	0.0	0.0	0.0	0.0
						Horner	EMT*	TB	3123	0.0	0.0	0.0	0.0
						Jones	EADD	SM	2621	0.0	0.0	0.0	0.0
						Kearns	EME*	TB	2321	0.0	0.0	0.0	0.0
						Kearns	EME*	TB	3123	0.0	0.0	0.0	0.0
						Keilbach	EMC*	EC	2723	0.0	0.0	0.0	0.0
						Keilbach	EMC*	EC1	2723	0.0	0.0	0.0	0.0
						Kemp	EMT*	SM	2321	0.0	0.0	0.0	0.0
						Lane	EMT*	TB	2321	0.0	0.0	0.0	0.0
						Meighan	EMC*	SM	2321	0.0	0.0	0.0	0.0
						Meighan	EMC*	SM1	2321	0.0	0.0	0.0	0.0
						Morris	EADD	SM	2621	0.0	0.0	0.0	0.0

Mount	EMT*	SM	2321	0.0	0.0	0.0	0.0
Paul	EADD	SM	2621	0.0	0.0	0.0	0.0
Sands	EMT*	TB	2321	0.0	0.0	0.0	0.0
Simmonds	EMT*	TB	2321	0.0	0.0	0.0	0.0
Simmonds	EMT*	TB	3123	0.0	0.0	0.0	0.0
Smith	EMT*	SM	2321	0.0	0.0	0.0	0.0
Smith	EMT*	SM1	2321	0.0	0.0	0.0	0.0
Snead	EMC*	TB	2321	0.0	0.0	0.0	0.0
Steer	EMT*	TB	2321	0.0	0.0	0.0	0.0
Terlitz	EMC*	TB	2321	0.0	0.0	0.0	0.0
Trafalski	EMT*	TB	2321	0.0	0.0	0.0	0.0
Trafalski	EMT*	TB	3123	0.0	0.0	0.0	0.0
Tucker	EMC*	TB	2321	0.0	0.0	0.0	0.0
Tucker	EMC*	TB	3123	0.0	0.0	0.0	0.0
Yager	EME*	SM	2321	0.0	0.0	0.0	0.0
Zimmer	EMT*	TB	2321	0.0	0.0	0.0	0.0
Zimmer	EMT*	TB	3123	0.0	0.0	0.0	0.0

Total	0	0	2050	0	-2050		
-------	---	---	------	---	-------	--	--



Job #: 1416 Mod Coil Final Design Type A& B Coil

Cost Center: 9450 Work Pkg: 1\*\*\*

PO/Req # EC PO Date PO Amount Outstanding Vendor

Person in Charge: DWILLIAMSON

Requested by: rstrykowski

						Total	0		0					
*****														
Exp	Approved	Curr Mth	YTD	Reqs &			Exp	Straight		Overtime				
Cls	Estimate	Expend	Costs	Encumb	Balance	Name	HOD	PDG	Cls	Cur	Cum	Cur	Cum	
26	MECHANICAL DIV LABOR	22944	0	0	0	22944	Clark	EMT*	TB	2321	0.0	0.0	0.0	0.0
53	TECH CENTER BURDEN	2523	0	0	0	2523	Clark	EMT*	TB	3123	0.0	0.0	0.0	0.0
62	ONSITE OVERHEAD BURD	11842	0	0	0	11842	Rushinski	EADD	EM	2621	0.0	0.0	0.0	0.0
69	G&A	3731	0	0	0	3731	Sands	EMT*	TB	2321	0.0	0.0	0.0	0.0
							Sands	EMT*	TB	3123	0.0	0.0	0.0	0.0
Total		41042	0	0	0	41042								

Job #: 1421 Mod Coil Interface Design and Procurement

Cost Center: 9450 Work Pkg: 1\*\*\*

PO/Req # EC PO Date PO Amount Outstanding Vendor

Person in Charge: DWILLIAMSON

Requested by: rstrykowski

						Total			0			0		
*****														
Exp	Approved	Curr Mth	YTD	Reqs &				Exp	Straight		Overtime			
Cls	Estimate	Expend	Costs	Encumb	Balance	Name	HOD	PDG	Cls	Cur	Cum	Cur	Cum	
23	FAB OPS & MAINT DIV	56263	0	145341	0	-89078	Anderson	EMC*	TB	2321	0.0	0.0	0.0	0.0
25	ELECTRICAL DIV LABOR	0	0	3496	0	-3496	Anderson	EMC*	TB	3123	0.0	0.0	0.0	0.0
26	MECHANICAL DIV LABOR	0	0	9428	0	-9428	Bartzak	EMT*	TB	2321	0.0	44.3	0.0	0.0
31	TECH CENTER OVERTIME	0	0	5188	0	-5188	Bartzak	EMT*	TB	3123	0.0	0.0	0.0	9.6
35	TRAVEL	1000	0	-264	0	1264	Beyer	EEH*	TB	2521	0.0	81.3	0.0	0.0
37	STOCKROOM WITHDRAWAL	0	0	785	0	-785	Beyer	EEH*	TB	3125	0.0	0.0	0.0	35.1
39	OTHER EXPENSE	0	0	123	0	-123	Beyer	EEH*	TB1	2521	0.0	0.0	0.0	0.0
41	MATERIALS & SERVICES	4000	0	33631	0	-29631	Beyer	EEH*	TB1	3125	0.0	0.0	0.0	0.0
43	CREDIT CARD EXPENDIT	0	0	5569	0	-5569	Ciebiera	EME*	SB	2321	0.0	0.0	0.0	0.0
53	TECH CENTER BURDEN	7032	0	19976	0	-12943	Clark	EMT*	TB	2321	0.0	0.0	0.0	0.0
61	TRAVEL SERVICES BURD	75	0	-19	0	94	Delany	EMT*	SB	2321	0.0	69.0	0.0	0.0
62	ONSITE OVERHEAD BURD	29432	0	85353	0	-55920	Dodson	EME*	EM	2321	0.0	0.0	0.0	0.0
64	MHX BURDEN	880	0	8796	0	-7916	Fernandez	EMT*	TB	2321	0.0	25.0	0.0	0.0
69	G&A	9468	0	27742	0	-18273	Fernandez	EMT*	TB	3123	0.0	0.0	0.0	0.0
							Franckowiak	EMT*	TB	2321	0.0	113.6	0.0	0.0
							Franckowiak	EMT*	TB	3123	0.0	0.0	0.0	1.3
							Gentile	EME*	EM	2321	0.0	0.0	0.0	0.0
							Horner	EMT*	TB	2321	0.0	169.9	0.0	0.0
							Horner	EMT*	TB	3123	0.0	0.0	0.0	23.0
							Jurczynski	EMC*	SB	2321	0.0	337.7	0.0	0.0
							Jurczynski	EMC*	SB	3123	0.0	0.0	0.0	5.2
							Jurczynski	EMT*	SB	2321	0.0	63.7	0.0	0.0
							Jurczynski	EMT*	SB	3123	0.0	0.0	0.0	6.2
							Kearns	EME*	TB	2321	0.0	0.0	0.0	0.0
							Kearns	EME*	TB	3123	0.0	0.0	0.0	0.0
							Kozub	EMC*	EM	2321	0.0	225.3	0.0	0.0
							Langish	EME*	EM	2321	0.0	0.0	0.0	0.0
							Meighan	EMC*	SM	2321	0.0	0.0	0.0	0.0
							Morris	EADD	SB	2621	0.0	0.0	0.0	0.0
							Parsells	EM**	EH2	2324	0.0	473.0	0.0	0.0
							Perry	EMC*	EM	2321	0.0	77.9	0.0	0.0
							Sands	EMT*	TB	2321	0.0	20.4	0.0	0.0
							Sands	EMT*	TB	3123	0.0	0.0	0.0	2.5
							Simmonds	EMT*	TB	2321	0.0	55.5	0.0	0.0

Simmonds	EMT*	TB	3123	0.0	0.0	0.0	4.4
Smith	EMC*	TB	2321	0.0	0.0	0.0	0.0
Smith	EMC*	TB	3123	0.0	0.0	0.0	0.0
Smith	EMT*	SB	2321	0.0	67.0	0.0	0.0
Trafalski	EMT*	TB	2321	0.0	16.0	0.0	0.0
Tucker	EMC*	TB	2321	0.0	0.0	0.0	0.0
Tucker	EMC*	TB	3123	0.0	0.0	0.0	0.0
Zatz	EAA*	EM	2621	0.0	95.3	0.0	0.0
Zatz	SQ**	EM	1121	0.0	0.0	0.0	0.0

Total	108152	0	345149	0	-236997
-------	--------	---	--------	---	---------

Job #: 1429 Mod Coil Interface R&D

Cost Center: 9450 Work Pkg: 1\*\*\*

PO/Req # EC PO Date PO Amount Outstanding Vendor

Person in Charge: GGETTELF Gettelfinger, Geoffrey

Requested by: rstrykowski

						Total	0		0					
*****														
Exp	Approved	Curr Mth	YTD	Reqs &			Exp	Straight		Overtime				
Cls	Estimate	Expend	Costs	Encumb	Balance	Name	HOD	PDG	Cls	Cur	Cum	Cur	Cum	
23	FAB OPS & MAINT DIV	16757	0	10555	0	6202	Bartzak	EMT*	TB	2321	0.0	0.0	0.0	0.0
31	TECH CENTER OVERTIME	0	0	1435	0	-1435	Clark	EMT*	TB	2321	0.0	0.0	0.0	0.0
43	CREDIT CARD EXPENDIT	0	0	2604	0	-2604	Clark	EMT*	TB	3123	0.0	0.0	0.0	0.0
53	TECH CENTER BURDEN	2094	0	1470	0	624	Delany	EMT*	SB	2321	0.0	0.0	0.0	0.0
62	ONSITE OVERHEAD BURD	8766	0	6259	0	2506	Franckowiak	EMT*	TB	2321	0.0	2.0	0.0	0.0
64	MHX BURDEN	0	0	573	0	-573	Franckowiak	EMT*	TB	3123	0.0	0.0	0.0	0.0
69	G&A	2761	0	2029	0	732	Gettelfinger	EME*	EM	2321	0.0	0.0	0.0	0.0
							Gibilisco	EEH*	SB	2521	0.0	0.0	0.0	0.0
							Horner	EMT*	TB	2321	0.0	28.6	0.0	0.0
							Horner	EMT*	TB	3123	0.0	0.0	0.0	1.3
							Jurczynski	EMC*	SB	2321	0.0	24.0	0.0	0.0
							Jurczynski	EMC*	SB	3123	0.0	0.0	0.0	0.0
							Jurczynski	EMT*	SB	2321	0.0	124.7	0.0	0.0
							Jurczynski	EMT*	SB	3123	0.0	0.0	0.0	15.2
							Kozub	EMC*	EM	2321	0.0	0.0	0.0	0.0
							Morris	EADD	SB	2621	0.0	0.0	0.0	0.0
							Smith	EMT*	SB	2321	0.0	0.0	0.0	0.0
							Smith	EMT*	SB	3123	0.0	0.0	0.0	0.0
							Steer	EMT*	TB	2321	0.0	0.0	0.0	0.0
							Steer	EMT*	TB	3123	0.0	0.0	0.0	0.0
							Trafalski	EMT*	TB	2321	0.0	0.0	0.0	0.0
							Trafalski	EMT*	TB	3123	0.0	0.0	0.0	0.0
							Vaccaro	EMT*	TB	2321	0.0	6.6	0.0	0.0
							Vaccaro	EMT*	TB	3123	0.0	0.0	0.0	1.3
							Zimmer	EMT*	TB	2321	0.0	0.0	0.0	0.0
Total						30379	0	24927	0	5452				

Job #: 1431 Mod Coil Interface Hardware Procurements

Cost Center: 9450 Work Pkg: 1\*\*\*

Person in Charge: LDUDEK Dudek, Lawrence

Requested by: rstrykowski

PO/Req #	EC	PO Date	PO Amount	Outstanding	Vendor
PE007330	41	4/12/2007	5	5	BITEC

						Total	5			5				
*****														
Exp	Approved	Curr Mth	YTD	Reqs &			Exp	Straight		Overtime				
Cls	Estimate	Expend	Costs	Encumb	Balance	Name	HOD	PDG	Cls	Cur	Cum	Cur	Cum	
23	FAB OPS & MAINT DIV	78138	0	30555	0	47583	Bartzak	EMT*	TB	2321	0.0	27.6	0.0	0.0
25	ELECTRICAL DIV LABOR	0	0	3436	0	-3436	Bartzak	EMT*	TB	3123	0.0	0.0	0.0	0.3
31	TECH CENTER OVERTIME	0	0	3554	0	-3554	Beyer	EEH*	TB	2521	0.0	44.8	0.0	0.0
37	STOCKROOM WITHDRAWAL	0	0	166	0	-166	Beyer	EEH*	TB	3125	0.0	0.0	0.0	17.2
39	OTHER EXPENSE	0	0	45	0	-45	Franckowiak	EMT*	TB	2321	0.0	25.6	0.0	0.0
41	MATERIALS & SERVICES	447000	0	282159	38005	126835	Franckowiak	EMT*	TB	3123	0.0	0.0	0.0	3.8
43	CREDIT CARD EXPENDIT	0	0	9746	0	-9746	Horner	EMT*	TB	2321	0.0	225.0	0.0	0.0
53	TECH CENTER BURDEN	9767	0	4416	0	5351	Horner	EMT*	TB	3123	0.0	0.0	0.0	5.0
62	ONSITE OVERHEAD BURD	40876	0	19534	0	21342	Jurczynski	EMC*	SB	2321	0.0	117.1	0.0	0.0
64	MHX BURDEN	98340	0	64256	8361	25722	Jurczynski	EMC*	SB	3123	0.0	0.0	0.0	12.8
69	G&A	22712	0	12579	836	9296	Jurczynski	EMT*	SB	2321	0.0	53.9	0.0	0.0
							Jurczynski	EMT*	SB	3123	0.0	0.0	0.0	3.0
							Langish	EM**	EM	2321	0.0	8.6	0.0	0.0
							Patterson	EEH*	SB	2521	0.0	24.0	0.0	0.0
							Perry	EMC*	EM	2321	0.0	34.6	0.0	0.0
							Vaccaro	EMT*	TB	2321	0.0	103.3	0.0	0.0
							Vaccaro	EMT*	TB	3123	0.0	0.0	0.0	12.6
Total		696834	0	430452	47202	219179								

Job #: 1451 Mod Coil Winding

Cost Center: 9450 Work Pkg: 1\*\*\*

Person in Charge: JCHRZANO Chrzanowski, James

PO/Req #	EC	PO Date	PO Amount	Outstanding	Vendor
S005575	41	3/26/2007	3800	3800	PERMADUR INDUSTRIES INC

Requested by: rstrykowski

						Total	3800			3800				
*****						*****								
Exp	Approved	Curr Mth	YTD	Reqs &			Exp	Straight	Overtime					
Cls	Estimate	Expend	Costs	Encumb	Balance	Name	HOD	PDG	Cls	Cur	Cum	Cur	Cum	
23	FAB OPS & MAINT DIV	663817	36707	590908	0	72908	Anderson	EMC*	TB	2321	109.3	1302.9	0.0	0.0
25	ELECTRICAL DIV LABOR	41260	0	32504	0	8756	Anderson	EMC*	TB	3123	0.0	0.0	26.6	272.3
26	MECHANICAL DIV LABOR	156754	2638	114205	0	42549	Bartzak	EMT*	TB	2321	0.0	4.0	0.0	0.0
31	TECH CENTER OVERTIME	0	4108	81557	0	-81557	Bartzak	EMT*	TB	3123	0.0	0.0	0.0	0.0
35	TRAVEL	0	0	1091	0	-1091	Benchhoff	EEH*	TB	2521	0.0	310.9	0.0	0.0
41	MATERIALS & SERVICES	0	0	269	3800	-4069	Benchhoff	EEH*	TB	3125	0.0	0.0	0.0	17.0
43	CREDIT CARD EXPENDIT	0	0	548	0	-548	Benchhoff	EEH*	TB1	2521	0.0	0.0	0.0	0.0
53	TECH CENTER BURDEN	102902	5310	97102	0	5799	Benchhoff	EEH*	TB1	3125	0.0	0.0	0.0	0.0
61	TRAVEL SERVICES BURD	0	0	81	0	-81	Beyer	EEH*	TB	2521	0.0	5.3	0.0	0.0
62	ONSITE OVERHEAD BURD	448601	22675	426069	0	22532	Beyer	EEH*	TB	3125	0.0	0.0	0.0	2.6
64	MX BURDEN	0	0	179	836	-1015	Beyer	EEH*	TB1	2521	0.0	0.0	0.0	0.0
69	G&A	141333	7143	134370	83	6879	Beyer	EEH*	TB1	3125	0.0	0.0	0.0	0.0
							Chrzanowski	EAD*	EM	2621	0.0	463.6	0.0	0.0
							Chrzanowski	EAD*	EM1	2621	28.1	322.8	0.0	0.0
							Clark	EMT*	TB	2321	0.0	0.0	0.0	0.0
							Clark	EMT*	TB	3123	0.0	0.0	0.0	0.0
							Cylinder	EME*	SM	2321	0.0	0.0	0.0	0.0
							Delany	EMT*	SB	2321	0.0	33.0	0.0	0.0
							Delany	EMT*	SB	3123	0.0	0.0	0.0	0.0
							Delany	EMT*	SB1	2321	0.0	0.0	0.0	0.0
							Delany	EMT*	SB1	3123	0.0	0.0	0.0	0.0
							Desandro	EMC*	TB	2321	0.0	0.0	0.0	0.0
							Desandro	EMC*	TB	3123	0.0	0.0	0.0	0.0
							DiMattia	EME*	TB	2321	35.0	959.0	0.0	0.0
							DiMattia	EME*	TB	3123	0.0	0.0	0.0	45.9
							Dodson	EME*	EH	2324	0.0	0.0	0.0	0.0
							Fernandez	EMT*	TB	2321	0.0	59.0	0.0	0.0
							Fernandez	EMT*	TB	3123	0.0	0.0	0.0	0.0
							Franckowiak	EMT*	TB	2321	0.0	0.0	0.0	0.0
							Franckowiak	EMT*	TB	3123	0.0	0.0	0.0	0.0
							Gilani	EMT*	TB	2321	0.0	0.0	0.0	0.0
							Gilsenan	EEH*	TB	2521	0.0	440.0	0.0	0.0
							Gilsenan	EEH*	TB	3125	0.0	0.0	0.0	0.0
							Gilsenan	EEH*	TB1	2521	0.0	0.0	0.0	0.0



Gilsenan	EEH*	TB1	3125	0.0	0.0	0.0	0.0
Gilton	EEH*	TB1	2521	0.0	0.0	0.0	0.0
Gilton	EEH*	TB1	3125	0.0	0.0	0.0	0.0
Hause	EMC*	TB	2321	24.0	857.6	0.0	0.0
Hause	EMC*	TB	3123	0.0	0.0	6.0	114.3
Horner	EMC*	TB	2321	0.0	1047.6	0.0	0.0
Horner	EMC*	TB	3123	0.0	0.0	0.0	71.3
Hughes	EMC*	TB	2321	128.0	1400.0	0.0	0.0
Hughes	EMC*	TB	3123	0.0	0.0	0.0	132.0
Hush	EMC*	TB	2321	0.0	0.0	0.0	0.0
Hush	EMC*	TB	3123	0.0	0.0	0.0	0.0
Jakober	EMC*	TB	2321	128.0	1155.1	0.0	0.0
Jakober	EMC*	TB	3123	0.0	0.0	29.0	225.8
Jones	EADD	SB	2621	0.0	0.0	0.0	0.0
Jones	EADD	SB	3126	0.0	0.0	0.0	0.0
Jurczynski	EMC*	SB	2321	0.0	0.0	0.0	0.0
Karlik	EMC*	TB	2321	0.0	0.0	0.0	0.0
Karlik	EMC*	TB	3123	0.0	0.0	0.0	0.0
Kearns	EME*	TB	2321	72.0	1187.2	0.0	0.0
Kearns	EME*	TB	3123	0.0	0.0	0.0	169.7
Lane	EMT*	TB	2321	0.0	0.0	0.0	0.0
Lane	EMT*	TB	3123	0.0	0.0	0.0	0.0
Meighan	EMC*	SM	2321	60.6	828.7	0.0	0.0
Meighan	EMC*	SM1	2321	0.0	0.0	0.0	0.0
Miller	EMC*	TB	2321	0.0	0.0	0.0	0.0
Miller	EMC*	TB	3123	0.0	0.0	0.0	0.0
Moser	EMT*	TB	2321	0.0	0.0	0.0	0.0
Moser	EMT*	TB	3123	0.0	0.0	0.0	0.0
Perry	EMC*	EM	2321	0.0	0.0	0.0	0.0
Priniski	EME*	EM1	2321	0.0	0.0	0.0	0.0
Raftopoulos	EAD*	EM	2621	0.0	262.1	0.0	0.0
Raftopoulos	EAD*	EM1	2621	0.0	129.9	0.0	0.0
Sands	EMT*	TB	2321	0.0	0.0	0.0	0.0
Simmonds	EMT*	TB	2321	0.0	23.1	0.0	0.0
Simmonds	EMT*	TB	3123	0.0	0.0	0.0	1.8
Smith	EMC*	TB	2321	119.2	1329.5	0.0	0.0
Smith	EMC*	TB	3123	0.0	0.0	0.7	129.4
Smith	EMT*	SB	2321	0.0	0.0	0.0	0.0
Smith	EMT*	SM1	2321	0.0	0.0	0.0	0.0
Steer	EMT*	TB	2321	0.0	0.0	0.0	0.0
Stevens	EMC*	TB	2321	0.0	953.6	0.0	0.0
Stevens	EMC*	TB	3123	0.0	0.0	0.0	77.3
Terlitz	EMC*	TB	2321	0.0	0.0	0.0	0.0
Terlitz	EMC*	TB	3123	0.0	0.0	0.0	0.0
Trafalski	EMT*	TB	2321	0.0	0.0	0.0	0.0
Trafalski	EMT*	TB	3123	0.0	0.0	0.0	0.0
Tucker	EMC*	TB	2321	127.8	1110.4	0.0	0.0
Tucker	EMC*	TB	3123	0.0	0.0	13.7	184.1

Vaccaro	EMT*	TB	2321	0.0	12.0	0.0	0.0
Vaccaro	EMT*	TB	3123	0.0	0.0	0.0	0.0
Vinson	EMC*	TB	2321	0.0	0.0	0.0	0.0
Vinson	EMC*	TB	3123	0.0	0.0	0.0	0.0
Voorhees	EMC*	TB	2321	0.0	755.9	0.0	0.0
Voorhees	EMC*	TB	3123	0.0	0.0	0.0	45.0
Zimmer	EMT*	TB	2321	0.0	0.0	0.0	0.0
Zimmer	EMT*	TB	3123	0.0	0.0	0.0	0.0

Total	1554670	78583	1478889	4719	71061
-------	---------	-------	---------	------	-------

Job #: 1459 MCWF unplanned re-work

Cost Center: 9450 Work Pkg: 1\*\*\*

Person in Charge: JCHRZANO Chrzanowski, James

PO/Req #	EC	PO Date	PO Amount	Outstanding	Vendor
S005440	41	7/24/2008	13000	3095	EASTERN LIFT TRUCK CO I

Requested by: rstrykowski

						Total	13000			3095				
*****						*****						*****		
Exp	Approved	Curr Mth	YTD	Reqs &			Exp	Straight	Overtime					
Cls	Estimate	Expend	Costs	Encumb	Balance	Name	HOD	PDG	Cls	Cur	Cum	Cur	Cum	
23	FAB OPS & MAINT DIV	184295	6785	116563	0	67732	Anderson	EMC*	TB	2321	0.0	66.0	0.0	0.0
25	ELECTRICAL DIV LABOR	37091	0	2825	0	34266	Anderson	EMC*	TB	3123	0.0	0.0	0.0	6.0
26	MECHANICAL DIV LABOR	0	0	253	0	-253	Bartzak	EMT*	TB	2321	2.0	13.5	0.0	0.0
31	TECH CENTER OVERTIME	0	0	5566	0	-5566	Bartzak	EMT*	TB	3123	0.0	0.0	0.0	1.4
37	STOCKROOM WITHDRAWAL	0	48	1343	0	-1343	Benchhoff	EEH*	TB	2521	0.0	0.0	0.0	0.0
39	OTHER EXPENSE	0	243	1443	0	-1443	Benchhoff	EEH*	TB	3125	0.0	0.0	0.0	0.0
41	MATERIALS & SERVICES	0	954	24309	3434	-27744	Benchhoff	EEH*	TB1	2521	0.0	0.0	0.0	0.0
43	CREDIT CARD EXPENDIT	0	60	16761	0	-16761	Benchhoff	EEH*	TB1	3125	0.0	0.0	0.0	0.0
48	PORTION OF SC > \$250	0	-563	0	0	0	Beyer	EEH*	TB	2521	0.0	65.7	0.0	0.0
53	TECH CENTER BURDEN	25447	848	15366	0	10081	Beyer	EEH*	TB	3125	0.0	0.0	0.0	16.2
62	ONSITE OVERHEAD BURD	114778	3662	66038	0	48739	Bush	EEH*	TB1	2521	0.0	0.0	0.0	0.0
64	MHX BURDEN	0	234	9331	755	-10086	Bush	EEH*	TB1	3125	0.0	0.0	0.0	0.0
69	G&A	36161	1177	21738	75	14346	Clark	EMT*	TB	2321	2.0	16.0	0.0	0.0
							Clark	EMT*	TB	3123	0.0	0.0	0.0	0.0
							Delany	EMT*	SB	2321	0.0	89.0	0.0	0.0
							Delany	EMT*	SB	3123	0.0	0.0	0.0	3.0
							Delany	EMT*	SB1	2321	0.0	0.0	0.0	0.0
							Delany	EMT*	SB1	3123	0.0	0.0	0.0	0.0
							DiMattia	EME*	TB	2321	0.0	0.0	0.0	0.0
							DiMattia	EME*	TB	3123	0.0	0.0	0.0	0.0
							Fernandez	EMT*	TB	2321	30.0	437.0	0.0	0.0
							Fernandez	EMT*	TB	3123	0.0	0.0	0.0	6.9
							Franckowiak	EMT*	TB	2321	0.0	51.9	0.0	0.0
							Franckowiak	EMT*	TB	3123	0.0	0.0	0.0	4.5
							Gilani	EMC*	TB	2321	0.0	2.6	0.0	0.0
							Gilani	EMC*	TB	3123	0.0	0.0	0.0	1.3
							Gilani	EMT*	TB	2321	0.0	0.0	0.0	0.0
							Gilani	EMT*	TB	3123	0.0	0.0	0.0	0.0
							Gilsenan	EEH*	TB1	2521	0.0	0.0	0.0	0.0
							Gilsenan	EEH*	TB1	3125	0.0	0.0	0.0	0.0
							Hause	EMC*	TB	2321	0.0	0.0	0.0	0.0
							Hause	EMC*	TB	3123	0.0	0.0	0.0	0.0
							Horner	EMT*	TB	2321	0.0	0.0	0.0	0.0
							Horner	EMT*	TB	3123	0.0	0.0	0.0	0.0

Hughes	EMC*	TB	2321	0.0	0.0	0.0	0.0
Hughes	EMC*	TB	3123	0.0	0.0	0.0	0.0
Hush	EMC*	TB	2321	0.0	0.0	0.0	0.0
Hush	EMC*	TB	3123	0.0	0.0	0.0	0.0
Jakober	EMC*	TB	2321	0.0	5.8	0.0	0.0
Jakober	EMC*	TB	3123	0.0	0.0	0.0	2.1
Jones	EADD	SB	2621	0.0	4.0	0.0	0.0
Jurczynski	EMC*	SB	2321	0.0	8.0	0.0	0.0
Jurczynski	EMC*	SB1	2321	0.0	0.0	0.0	0.0
Jurczynski	EMC*	SB1	3123	0.0	0.0	0.0	0.0
Karlik	EMC*	TB	2321	0.0	0.0	0.0	0.0
Karlik	EMC*	TB	3123	0.0	0.0	0.0	0.0
Kearns	EME*	TB	2321	0.0	16.6	0.0	0.0
Kearns	EME*	TB	3123	0.0	0.0	0.0	1.3
Lane	EMT*	TB	2321	0.0	13.1	0.0	0.0
Lane	EMT*	TB	3123	0.0	0.0	0.0	2.8
Langish	EM**	EM	2321	38.9	290.3	0.0	0.0
Langish	EME*	EM	2321	0.0	231.8	0.0	0.0
Morris	EADD	SB	2621	0.0	0.0	0.0	0.0
Moser	EMT*	TB	2321	0.0	0.0	0.0	0.0
Moser	EMT*	TB	3123	0.0	0.0	0.0	0.0
Perry	EMC*	EM	2321	0.0	23.8	0.0	0.0
Perry	EMC*	EM1	2321	0.0	0.0	0.0	0.0
Sands	EMT*	TB	2321	2.0	28.0	0.0	0.0
Sands	EMT*	TB	3123	0.0	0.0	0.0	0.0
Simmonds	EMT*	TB	2321	6.0	49.7	0.0	0.0
Simmonds	EMT*	TB	3123	0.0	0.0	0.0	6.2
Smith	EMC*	TB	2321	0.0	3.0	0.0	0.0
Smith	EMC*	TB	3123	0.0	0.0	0.0	0.0
Smith	EMT*	SB	2321	0.0	8.0	0.0	0.0
Steer	EMT*	TB	2321	0.0	0.0	0.0	0.0
Steer	EMT*	TB	3123	0.0	0.0	0.0	0.0
Stevens	EMC*	TB	2321	0.0	0.0	0.0	0.0
Stevens	EMC*	TB	3123	0.0	0.0	0.0	0.0
Terlitz	EMC*	TB	2321	0.0	0.0	0.0	0.0
Terlitz	EMC*	TB	3123	0.0	0.0	0.0	0.0
Trafalski	EMT*	TB	2321	0.0	16.0	0.0	0.0
Tucker	EMC*	TB	2321	0.0	98.9	0.0	0.0
Tucker	EMC*	TB	3123	0.0	0.0	0.0	19.0
Vaccaro	EMT*	TB	2321	38.0	623.3	0.0	0.0
Vaccaro	EMT*	TB	3123	0.0	0.0	0.0	29.6
Vinson	EMC*	TB	2321	0.0	0.0	0.0	0.0
Vinson	EMC*	TB	3123	0.0	0.0	0.0	0.0
Voorhees	EMC*	TB	2321	0.0	0.0	0.0	0.0
Voorhees	EMC*	TB	3123	0.0	0.0	0.0	0.0
Zimmer	EMT*	TB	2321	0.0	28.9	0.0	0.0
Zimmer	EMT*	TB	3123	0.0	0.0	0.0	0.0

Total

397774

13451

281542

4265

111967

Job #: 1501 Structures Design

Cost Center: 9450 Work Pkg: 1\*\*\*

PO/Req # EC PO Date PO Amount Outstanding Vendor

Person in Charge: MKALISH Kalish, Michael

Requested by: rstrykowski

						Total	0		0					
*****														
Exp	Approved	Curr Mth	YTD	Reqs &			Exp	Straight		Overtime				
Cls	Estimate	Expend	Costs	Encumb	Balance	Name	HOD	PDG	Cls	Cur	Cum	Cur	Cum	
23	FAB OPS & MAINT DIV	0	0	826	0	-826	Avasarala	EA**	EM1	2621	164.6	254.7	0.0	0.0
26	MECHANICAL DIV LABOR	24453	47081	142197	0	-117743	Cruickshank	EADD	AS	2726	0.0	100.0	0.0	0.0
27	TECH CENTER SCL	0	0	11808	0	-11808	Cruickshank	EADD	ES	2726	0.0	137.0	0.0	0.0
53	TECH CENTER BURDEN	2689	5178	15745	0	-13055	Dahlgren	EAA*	EM	2621	0.0	277.3	0.0	0.0
62	ONSITE OVERHEAD BURD	12621	24301	79318	0	-66697	Dahlgren	EAA*	EM1	2621	151.6	398.6	0.0	0.0
69	G&A	3976	7656	24989	0	-21013	Fan	EAA*	EM1	2621	138.6	230.7	0.0	0.0
							Heitzenroeder	EA**	EM	2621	0.0	0.0	0.0	0.0
							Heitzenroeder	EA**	EM1	2619	0.0	0.0	0.0	0.0
							Heitzenroeder	EA**	EM1	2621	0.0	0.0	0.0	0.0
							Kalish	EAD*	EM1	2621	0.0	0.0	0.0	0.0
							Perry	EMC*	EM	2321	0.0	0.0	0.0	0.0
							Rushinski	EADD	DM	2621	69.3	654.3	0.0	0.0
							Rushinski	EADD	EM	2621	0.0	-108.3	0.0	0.0
							Rushinski	EADD	EM1	2621	0.0	0.0	0.0	0.0
							Simmonds	EMT*	TB	2321	0.0	19.0	0.0	0.0
Total						43741	84217	274886	0	-231144				



Job #: 1601 Coil Services Design/Procurement

Cost Center: 9450 Work Pkg: 1\*\*\*

PO/Req # EC PO Date PO Amount Outstanding Vendor

Person in Charge: FDAHLGRE Dahlgren, Fred

Requested by: rstrykowsky

							Total	0		0			
*****							*****						
Exp	Approved	Curr Mth	YTD	Reqs &			Exp	Straight		Overtime			
Cls	Estimate	Expend	Costs	Encumb	Balance	Name	HOD	PDG	Cls	Cur	Cum	Cur	Cum
23	FAB OPS & MAINT DIV	17119	0	0	0	17119	Gettelfinger	EME*	EM1 2321	0.0	0.0	0.0	0.0
41	MATERIALS & SERVICES	23000	0	0	0	23000							
53	TECH CENTER BURDEN	2139	0	0	0	2139							
62	ONSITE OVERHEAD BURD	8955	0	0	0	8955							
64	MHX BURDEN	5060	0	0	0	5060							
69	G&A	3327	0	0	0	3327							
	Total	59601	0	0	0	59601							

Job #: 1701 Cryostat & Base Suprt Struct Design

Cost Center: 9450 Work Pkg: 1\*\*\*

PO/Req # EC PO Date PO Amount Outstanding Vendor

Person in Charge: LDUDEK Dudek, Lawrence

Requested by: rstrykowski

						Total	0		0					
*****														
Exp	Approved	Curr Mth	YTD	Reqs &			Exp	Straight		Overtime				
Cls	Estimate	Expend	Costs	Encumb	Balance	Name	HOD	PDG	Cls	Cur	Cum	Cur	Cum	
23	FAB OPS & MAINT DIV	0	0	4177	0	-4177	Clark	EMT*	TB	2321	0.0	23.0	0.0	0.0
26	MECHANICAL DIV LABOR	0	0	39025	0	-39025	Clark	EMT*	TB	3123	0.0	0.0	0.0	0.0
31	TECH CENTER OVERTIME	0	0	645	0	-645	Dahlgren	EAA*	EM	2621	0.0	8.6	0.0	0.0
35	TRAVEL	0	0	1190	0	-1190	Dahlgren	EAA*	EM1	2621	0.0	0.0	0.0	0.0
39	OTHER EXPENSE	0	0	115	0	-115	Fan	EAA*	EM	2621	0.0	0.0	0.0	0.0
41	MATERIALS & SERVICES	0	0	0	0	0	Fan	EAA*	EM1	2621	0.0	0.0	0.0	0.0
43	CREDIT CARD EXPENDIT	0	0	2656	0	-2656	Garzotto	EAD*	TH	2624	0.0	168.0	0.0	0.0
53	TECH CENTER BURDEN	0	0	4882	0	-4882	Gettelfinger	EME*	EM	2321	0.0	0.0	0.0	0.0
61	TRAVEL SERVICES BURD	0	0	89	0	-89	Gettelfinger	EME*	EM1	2321	0.0	0.0	0.0	0.0
62	ONSITE OVERHEAD BURD	0	0	22714	0	-22714	Karlik	EMC*	TB	2321	0.0	38.0	0.0	0.0
64	MHX BURDEN	0	0	584	0	-584	Karlik	EMC*	TB	3123	0.0	0.0	0.0	11.9
69	G&A	0	0	7342	0	-7342	Messineo	EADD	SB	2621	0.0	0.0	0.0	0.0
							Messineo	EADD	SM	2621	0.0	0.0	0.0	0.0
							Messineo	EADD	SM1	2621	0.0	0.0	0.0	0.0
							Paul	EADD	SM	2621	0.0	0.0	0.0	0.0
							Raftopoulos	EAD*	EM	2621	0.0	95.3	0.0	0.0
							Raftopoulos	EAD*	EM1	2621	0.0	225.3	0.0	0.0
							Rushinski	EADD	EM	2621	0.0	0.0	0.0	0.0
							Rushinski	EADD	EM1	2621	0.0	0.0	0.0	0.0
							Sands	EMT*	TB	2321	0.0	21.0	0.0	0.0
							Simmonds	EMT*	TB	2321	0.0	14.0	0.0	0.0
Total		0	0	83425	0	-83425								

Job #: 1550 Structures Procurement

Cost Center: 9450 Work Pkg: 1\*\*\*

PO/Req # EC PO Date PO Amount Outstanding Vendor

Person in Charge: FDAHLGRE Dahlgren, Fred

Requested by: rstrykowski

						Total	0		0					
*****														
Exp	Approved	Curr Mth	YTD	Reqs &			Exp	Straight		Overtime				
Cls	Estimate	Expend	Costs	Encumb	Balance	Name	HOD	PDG	Cls	Cur	Cum	Cur	Cum	
26	MECHANICAL DIV LABOR	4450	0	0	0	4450	Vinson	EMC*	TB	2321	0.0	0.0	0.0	0.0
41	MATERIALS & SERVICES	250000	0	13809	0	236190	Vinson	EMC*	TB	3123	0.0	0.0	0.0	0.0
48	PORTION OF SC > \$250	202000	0	0	0	202000								
53	TECH CENTER BURDEN	489	0	0	0	489								
62	ONSITE OVERHEAD BURD	2297	0	0	0	2297								
64	MHX BURDEN	55000	0	3038	0	51961								
69	G&A	6223	0	303	0	5919								
	Total	520460	0	17151	0	503309								

Job #: 1702 NCSX Base Support Struct Design

Cost Center: 9450 Work Pkg: 1\*\*\*

PO/Req # EC PO Date PO Amount Outstanding Vendor

Person in Charge: FDAHLGRE Dahlgren, Fred

Requested by: rstrykowski

						Total	0		0					
*****														
Exp	Approved	Curr Mth	YTD	Reqs &			Exp	Straight		Overtime				
Cls	Estimate	Expend	Costs	Encumb	Balance	Name	HOD	PDG	Cls	Cur	Cum	Cur	Cum	
26	MECHANICAL DIV LABOR	65562	0	90712	0	-25149	Cruickshank	EADD	AS	2726	0.0	88.0	0.0	0.0
27	TECH CENTER SCL	0	-11773	13014	0	-13014	Cruickshank	EADD	ES	2726	0.0	169.5	0.0	0.0
31	TECH CENTER OVERTIME	0	0	793	0	-793	Dahlgren	EAA*	EM	2621	0.0	379.1	0.0	0.0
43	CREDIT CARD EXPENDIT	0	0	59	0	-59	Dahlgren	EAA*	EM1	2621	0.0	242.6	0.0	0.0
53	TECH CENTER BURDEN	7211	0	10061	0	-2849	Fan	EAA*	EM1	2621	0.0	43.3	0.0	0.0
62	ONSITE OVERHEAD BURD	33839	-5474	53280	0	-19440	Morris	EADD	SB	2621	0.0	142.9	0.0	0.0
64	MHX BURDEN	0	0	13	0	-13	Morris	EADD	SB	3126	0.0	0.0	0.0	10.1
69	G&A	10661	-1724	16787	0	-6126	Rushinski	EADD	DM	2621	0.0	112.6	0.0	0.0
							Rushinski	EADD	EM	2621	0.0	108.3	0.0	0.0
Total		117275	-18972	184723	0	-67448								

Job #: 1752 Base Support Structure Procurement

Cost Center: 9450 Work Pkg: 1\*\*\*

PO/Req # EC PO Date PO Amount Outstanding Vendor

Person in Charge: FDAHLGRE Dahlgren, Fred

Requested by: rstrykowski

						Total	0			0			
*****						*****							
Exp	Approved	Curr Mth	YTD	Reqs &			Exp	Straight	Overtime				
Cls	Estimate	Expend	Costs	Encumb	Balance	Name	HOD	PDG	Cls	Cur	Cum	Cur	Cum
26	MECHANICAL DIV LABOR	1681	0	0	0	1681							
41	MATERIALS & SERVICES	35000	0	0	0	35000							
53	TECH CENTER BURDEN	184	0	0	0	184							
62	ONSITE OVERHEAD BURD	867	0	0	0	867							
64	MHX BURDEN	7700	0	0	0	7700							
69	G&A	1043	0	0	0	1043							
	Total	46477	0	0	0	46477							

Job #: 1802 FP ASSY OVERSIGHT& Support

Cost Center: 9450 Work Pkg: 1\*\*\*

PO/Req # EC PO Date PO Amount Outstanding Vendor

Person in Charge: MVIOLA Viola, Michael

S005575 41 3/26/2007 868 868 PERMADUR INDUSTRIES INC

Requested by: rstrykowski

						Total	868			868				
*****						*****						*****		
Exp	Approved	Curr Mth	YTD	Reqs &			Exp	Straight		Overtime				
Cls	Estimate	Expend	Costs	Encumb	Balance	Name	HOD	PDG	Cls	Cur	Cum	Cur	Cum	
13	HEALTH PHYS LABOR &	59834	6694	41043	0	18790	Bartzak	EMT*	TB	2321	0.0	0.0	0.0	0.0
17	SUBCONTRACT LABOR	0	0	36251	0	-36251	Bernardo	SFOH	TB1	1121	0.0	0.0	0.0	0.0
23	FAB OPS & MAINT DIV	146248	13769	180922	0	-34673	Bernardo	SFOH	TB1	3021	0.0	0.0	0.0	0.0
26	MECHANICAL DIV LABOR	85349	0	15428	0	69921	Chrzanowski	EAD*	EM	2621	0.0	0.0	0.0	0.0
32	H/P OT & BENEFITS	0	436	4852	0	-4852	Clark	EMT*	TB	2321	0.0	0.0	0.0	0.0
35	TRAVEL	0	0	11114	0	-11114	Edwards	EEH*	SM	2521	0.0	0.0	0.0	0.0
39	OTHER EXPENSE	0	30	2566	0	-2566	Fernandez	EMT*	TB	2321	0.0	0.0	0.0	0.0
41	MATERIALS & SERVICES	0	0	0	868	-868	Gilani	EMT*	TB	2321	0.0	0.0	0.0	0.0
43	CREDIT CARD EXPENDIT	0	0	259	0	-259	Hitchner	DP**	TB	1321	15.0	146.4	0.0	0.0
53	TECH CENTER BURDEN	27669	1721	24312	0	3357	Hitchner	DP**	TB	3221	0.0	0.0	0.0	29.0
55	HEALTH PHYSICS BURDE	37097	4421	28455	0	8641	Hitchner	SH**	TB	1321	0.0	6.7	0.0	0.0
61	TRAVEL SERVICES BURD	0	0	833	0	-833	Hitchner	SH**	TB	3221	0.0	0.0	0.0	1.2
62	ONSITE OVERHEAD BURD	165632	12588	155232	0	10400	Kozub	EMC*	EM1	2321	0.0	0.0	0.0	0.0
64	MHX BURDEN	0	0	57	190	-248	Lane	EMT*	TB	2321	0.0	0.0	0.0	0.0
69	G&A	52183	3966	50106	19	2057	Langella	EMC*	SM	2321	0.0	0.0	0.0	0.0
							Langish	EME*	EM	2321	0.0	0.0	0.0	0.0
							McDonough	SFOH	TB1	1121	0.0	0.0	0.0	0.0
							McDonough	SFOH	TB1	3021	0.0	0.0	0.0	0.0
							Palko	DP**	TC	1721	0.0	571.0	0.0	0.0
							Palko	SH**	TC	1721	0.0	90.0	0.0	0.0
							Planeta	DP**	TC	1721	0.0	29.9	0.0	0.0
							Planeta	SH**	TC	1721	0.0	1.0	0.0	0.0
							Priniski	EME*	EM	2321	86.6	820.0	0.0	0.0
							Raftopoulos	EAD*	EM	2621	0.0	155.9	0.0	0.0
							Raftopoulos	EAD*	EM1	2621	0.0	0.0	0.0	0.0
							Sands	EMT*	TB	2321	0.0	0.0	0.0	0.0
							Snead	EMC*	TB1	2321	0.0	0.0	0.0	0.0
							Snead	EMC*	TB1	3123	0.0	0.0	0.0	0.0
							Steer	EMT*	TB	2321	0.0	0.0	0.0	0.0
							Szaro	DP**	TB	1321	127.8	548.1	0.0	0.0
							Szaro	DP**	TB	3221	0.0	0.0	6.6	20.6
							Szaro	SH**	TB	1321	0.0	103.1	0.0	0.0
							Szaro	SH**	TB	3221	0.0	0.0	0.0	9.8
							Tilson	DP**	TB	1321	2.0	83.7	0.0	0.0

Tilson	DP**	TB	3221	0.0	0.0	0.9	22.7
Tilson	SH**	TB	1321	0.0	0.0	0.0	0.0
Tilson	SH**	TB	3221	0.0	0.0	0.0	0.0
Viola	EMC*	EM	2321	75.8	1315.1	0.0	0.0
Viola	EMC*	EM1	2321	0.0	0.0	0.0	0.0

Total			574015	43626	551436	1078	21501
-------	--	--	--------	-------	--------	------	-------

Job #: 1803 FP Assy Tooling/Constuctability

Cost Center: 9450 Work Pkg: 1\*\*\*

PO/Req # EC PO Date PO Amount Outstanding Vendor

Person in Charge: M COLE

Requested by: rstrykowski

						Total	0		0					
*****														
Exp	Approved	Curr Mth	YTD	Reqs &			Exp	Straight		Overtime				
Cls	Estimate	Expend	Costs	Encumb	Balance	Name	HOD	PDG	Cls	Cur	Cum	Cur	Cum	
23	FAB OPS & MAINT DIV	0	1468	76994	0	-76994	Avasarala	EA**	EM1	2621	0.0	337.9	0.0	0.0
25	ELECTRICAL DIV LABOR	0	0	876	0	-876	Bartzak	EMT*	TB	2321	0.0	44.8	0.0	0.0
26	MECHANICAL DIV LABOR	99135	15818	154424	0	-55288	Bartzak	EMT*	TB	3123	0.0	0.0	0.0	8.1
27	TECH CENTER SCL	0	0	10832	0	-10832	Beyer	EEH*	TB	2521	0.0	20.4	0.0	0.0
31	TECH CENTER OVERTIME	0	0	4384	0	-4384	Beyer	EEH*	TB	3125	0.0	0.0	0.0	5.6
37	STOCKROOM WITHDRAWAL	0	0	57	0	-57	Brown	EAD*	EM	2621	0.0	258.2	0.0	0.0
39	OTHER EXPENSE	0	30	115	0	-115	Brown	EAD*	EM1	2621	77.9	180.2	0.0	0.0
41	MATERIALS & SERVICES	145000	0	33614	2837	108547	Bush	EEH*	TB	2521	0.0	0.0	0.0	0.0
43	CREDIT CARD EXPENDIT	0	1774	5172	0	-5172	Bush	EEH*	TB	3125	0.0	0.0	0.0	0.0
53	TECH CENTER BURDEN	10904	1923	27128	0	-16223	Bush	EEH*	TB1	2521	0.0	0.0	0.0	0.0
62	ONSITE OVERHEAD BURD	51168	8946	127762	0	-76593	Bush	EEH*	TB1	3125	0.0	0.0	0.0	0.0
64	MHX BURDEN	31900	390	8545	624	22729	Clark	EMT*	TB	2321	0.0	84.9	0.0	0.0
69	G&A	19310	2857	41106	62	-21857	Clark	EMT*	TB	3123	0.0	0.0	0.0	11.0
							Dahlgren	EAA*	EM	2621	0.0	0.0	0.0	0.0
							Dahlgren	EAA*	EM1	2621	0.0	0.0	0.0	0.0
							Delany	EMT*	SB	2321	0.0	40.0	0.0	0.0
							Delany	EMT*	SB1	2321	0.0	0.0	0.0	0.0
							Delany	EMT*	SB1	3123	0.0	0.0	0.0	0.0
							Delany	EMT*	SM1	2321	0.0	0.0	0.0	0.0
							Edwards	EEH*	SM	2521	0.0	0.0	0.0	0.0
							Fan	EAA*	EM	2621	0.0	125.6	0.0	0.0
							Fernandez	EMT*	TB	2321	0.0	0.0	0.0	0.0
							Fernandez	EMT*	TB	3123	0.0	0.0	0.0	0.0
							Gettelfinger	EME*	EM1	2321	0.0	0.0	0.0	0.0
							Gilani	EMC*	TB	2321	0.0	18.6	0.0	0.0
							Gilani	EMC*	TB	3123	0.0	0.0	0.0	1.3
							Horner	EMT*	TB	2321	0.0	62.0	0.0	0.0
							Horner	EMT*	TB	3123	0.0	0.0	0.0	6.0
							Jurczynski	EMT*	SB	2321	0.0	46.8	0.0	0.0
							Jurczynski	EMT*	SB	3123	0.0	0.0	0.0	2.6
							Karlik	EMC*	TB	2321	0.0	6.0	0.0	0.0
							Karlik	EMC*	TB	3123	0.0	0.0	0.0	2.0
							Keilbach	EMC*	EC1	2723	0.0	0.0	0.0	0.0
							Lane	EMC*	TB	2321	0.0	8.0	0.0	0.0



Lane	EMT*	TB	2321	0.0	0.0	0.0	0.0
Lane	EMT*	TB	3123	0.0	0.0	0.0	0.0
Morris	EADD	SB	2621	64.0	999.6	0.0	0.0
Morris	EADD	SB	3126	0.0	0.0	0.0	17.3
Morris	EADD	SM	2621	0.0	0.0	0.0	0.0
Morris	EADD	SM1	2621	0.0	0.0	0.0	0.0
Nelson	EADD	SB	2621	0.0	2.0	0.0	0.0
Paul	EADD	SB	2621	0.0	0.0	0.0	0.0
Paul	EADD	SM	2621	0.0	0.0	0.0	0.0
Paul	EADD	SM1	2621	0.0	0.0	0.0	0.0
Perry	EMC*	EM1	2321	0.0	0.0	0.0	0.0
Rushinski	EADD	DM	2621	69.3	69.3	0.0	0.0
Rushinski	EADD	EM	2621	0.0	0.0	0.0	0.0
Sands	EMT*	TB	2321	0.0	57.5	0.0	0.0
Sands	EMT*	TB	3123	0.0	0.0	0.0	7.4
Simmonds	EMT*	TB	2321	0.0	6.0	0.0	0.0
Simmonds	EMT*	TB	3123	0.0	0.0	0.0	1.9
Smith	EME*	EM	2321	17.3	684.5	0.0	0.0
Smith	EMT*	SB	2321	0.0	0.0	0.0	0.0
Smith	EMT*	SB1	2321	0.0	0.0	0.0	0.0
Smith	EMT*	SB1	3123	0.0	0.0	0.0	0.0
Trafalski	EMT*	TB	2321	0.0	0.0	0.0	0.0
Trafalski	EMT*	TB	3123	0.0	0.0	0.0	0.0
Upcavage	EADD	ES	2726	0.0	209.5	0.0	0.0
Vaccaro	EMT*	TB	2321	0.0	22.9	0.0	0.0
Vaccaro	EMT*	TB	3123	0.0	0.0	0.0	5.0
Zimmer	EMT*	TB	2321	0.0	5.5	0.0	0.0
Zimmer	EMT*	TB	3123	0.0	0.0	0.0	0.4

Total                    357420       33210       491015       3524       -137120

Job #: 1805 FP Assy Hardware & Fixtures

Cost Center: 9450 Work Pkg: 1\*\*\*

PO/Req # EC PO Date PO Amount Outstanding Vendor

Person in Charge: LDUDEK Dudek, Lawrence

Requested by: rstrykowski

						Total			0			0		
*****														
Exp	Approved	Curr Mth	YTD	Reqs &			Exp	Straight		Overtime				
Cls	Estimate	Expend	Costs	Encumb	Balance	Name	HOD	PDG	Cls	Cur	Cum	Cur	Cum	
23	FAB OPS & MAINT DIV	0	0	1675	0	-1675	Delany	EMT*	SB	2321	0.0	0.0	0.0	0.0
31	TECH CENTER OVERTIME	0	0	458	0	-458	Fernandez	EMT*	TB	2321	0.0	0.0	0.0	0.0
41	MATERIALS & SERVICES	0	0	74807	0	-74807	Franckowiak	EMT*	TB	2321	0.0	38.5	0.0	0.0
53	TECH CENTER BURDEN	0	0	257	0	-257	Franckowiak	EMT*	TB	3123	0.0	0.0	0.0	8.5
62	ONSITE OVERHEAD BURD	0	0	1111	0	-1111	Simmonds	EMT*	TB	2321	0.0	0.0	0.0	0.0
64	MHX BURDEN	0	0	16457	0	-16457	Simmonds	EMT*	TB	3123	0.0	0.0	0.0	0.0
69	G&A	0	0	1996	0	-1996								
Total		0	0	96763	0	-96763								

Job #: 1808 TF/Mod Coil Sub-Assembly

Cost Center: 9450 Work Pkg: 1\*\*\*

PO/Req # EC PO Date PO Amount Outstanding Vendor

Person in Charge: MVIOLA Viola, Michael

Requested by: rstrykowski

							Total	0		0			
*****													
Exp	Approved	Curr Mth	YTD	Reqs &			Exp	Straight		Overtime			
Cls	Estimate	Expend	Costs	Encumb	Balance	Name	HOD	PDG	Cls	Cur	Cum	Cur	Cum
23	FAB OPS & MAINT DIV	0	0	2436	0	-2436	Clark	EMT*	TB 2321	0.0	36.0	0.0	0.0
53	TECH CENTER BURDEN	0	0	304	0	-304	Sands	EMT*	TB 2321	0.0	20.0	0.0	0.0
62	ONSITE OVERHEAD BURD	0	0	1274	0	-1274	Trafalski	EMT*	TB 2321	0.0	0.0	0.0	0.0
69	G&A	0	0	401	0	-401							
	Total	0	0	4417	0	-4417							

Cost Center: 9450 Work Pkg: 1\*\*\*

Person in Charge: MVIOLA Viola, Michael

Requested by: rstrykowski

PO/Req #	EC	PO Date	PO Amount	Outstanding	Vendor
PE008106	41	5/16/2008	26927	26927	BORO SUPPLY COMPANY, IN
S007808	41	5/16/2008	19568	19568	EDISON WELDING INSTITUT
S008025	41	7/25/2008	21000	15818	WILLIAM ENGLAND

Total 67495 62313

\*\*\*\*\*

Exp Cls	Approved Estimate	Curr Mth Expend	YTD Costs	Reqs & Encumb	Balance	Name	HOD	PDG	Exp Cls	Straight Cur	Overtime Cur	Cum	
23 FAB OPS & MAINT DIV	1020403	68159	594638	0	425764	Anderson	EMC*	TB	2321	0.0	1.4	0.0	0.0
25 ELECTRICAL DIV LABOR	135296	28281	271423	0	-136127	Anderson	EMC*	TB	3123	0.0	0.0	0.0	0.0
26 MECHANICAL DIV LABOR	0	1330	11908	0	-11908	Bartzak	EMT*	TB	2321	52.0	604.1	0.0	0.0
27 TECH CENTER SCL	0	14000	45362	0	-45362	Bartzak	EMT*	TB	3123	0.0	0.0	0.0	34.3
31 TECH CENTER OVERTIME	0	1458	100710	0	-100710	Beyer	EEH*	TB	2521	128.0	826.4	0.0	0.0
35 TRAVEL	0	5016	8735	0	-8735	Beyer	EEH*	TB	3125	0.0	0.0	13.9	229.3
37 STOCKROOM WITHDRAWAL	0	381	3372	0	-3372	Beyer	EEH*	TB1	2521	0.0	0.0	0.0	0.0
39 OTHER EXPENSE	0	82	196	0	-196	Beyer	EEH*	TB1	3125	0.0	0.0	0.0	0.0
41 MATERIALS & SERVICES	212000	15168	272900	64712	-125613	Biondi	EMC*	TH	2324	152.0	242.5	0.0	0.0
43 CREDIT CARD EXPENDIT	0	1523	76485	0	-76485	Bush	EEH*	TB	2521	0.0	0.0	0.0	0.0
53 TECH CENTER BURDEN	136344	10657	103856	0	32487	Bush	EEH*	TB	3125	0.0	0.0	0.0	0.0
61 TRAVEL SERVICES BURD	0	376	655	0	-655	Bush	EEH*	TB1	2521	0.0	0.0	0.0	0.0
62 ONSITE OVERHEAD BURD	600800	57645	524565	0	76234	Bush	EEH*	TB1	3125	0.0	0.0	0.0	0.0
64 MHX BURDEN	46640	3756	77606	14236	-45203	Byczkowski	EMC*	TB	2321	0.0	61.5	0.0	0.0
69 G&A	193948	19076	173966	1423	18558	Byczkowski	EMC*	TB	3123	0.0	0.0	0.0	8.4
						Carisdeo	EEH*	TB	2521	126.6	1308.5	0.0	0.0
						Carisdeo	EEH*	TB	3125	0.0	0.0	6.4	394.1
						Carisdeo	EEH*	TB1	2521	0.0	0.0	0.0	0.0
						Carisdeo	EEH*	TB1	3125	0.0	0.0	0.0	0.0
						Carson	EEH*	SB	2521	0.0	0.0	0.0	0.0
						Castano	EEH*	TB1	2521	0.0	0.0	0.0	0.0
						Ciebiera	EME*	SB	2321	0.0	0.0	0.0	0.0
						Clark	EMT*	TB	2321	18.0	94.2	0.0	0.0
						Clark	EMT*	TB	3123	0.0	0.0	0.0	2.8
						Czeizinger	EMC*	TB	2321	0.0	7.7	0.0	0.0
						Czeizinger	EMC*	TB	3123	0.0	0.0	0.0	0.2
						Delany	EMT*	SB	2321	0.0	206.0	0.0	0.0
						Delany	EMT*	SB	3123	0.0	0.0	0.0	0.0
						Delany	EMT*	SB1	2321	0.0	0.0	0.0	0.0
						Delany	EMT*	SM1	2321	0.0	0.0	0.0	0.0
						Denault	EM**	EM	2321	112.6	112.6	0.0	0.0
						Desandro	EMC*	TB	2321	0.0	11.5	0.0	0.0
						Desandro	EMC*	TB	3123	0.0	0.0	0.0	1.4
						DiMattia	EME*	TB	2321	0.0	52.0	0.0	0.0

Dodson	EME*	EM	2321	151.6	1176.0	0.0	0.0
Drew	EMC*	EC	2723	0.0	44.0	0.0	0.0
Duco	EEH*	TB	2521	103.0	1408.0	0.0	0.0
Duco	EEH*	TB	3125	0.0	0.0	0.0	200.5
Duco	EEH*	TB1	2521	0.0	0.0	0.0	0.0
Duco	EEH*	TB1	3125	0.0	0.0	0.0	0.0
Edwards	EEH*	SM	2521	164.6	1434.3	0.0	0.0
England	EM**	EC	2723	140.0	399.0	0.0	0.0
Fernandez	EMT*	TB	2321	69.0	567.1	0.0	0.0
Fernandez	EMT*	TB	3123	0.0	0.0	0.0	6.8
Franckowiak	EMT*	TB	2321	0.0	110.6	0.0	0.0
Franckowiak	EMT*	TB	3123	0.0	0.0	0.0	10.3
Gibilisco	EEH*	SB	2521	0.0	23.8	0.0	0.0
Gibilisco	EEH*	SB	3125	0.0	0.0	0.0	0.1
Gilani	EMC*	TB	2321	0.0	59.1	0.0	0.0
Gilani	EMC*	TB	3123	0.0	0.0	0.0	10.8
Gilton	EEH*	TB	2521	0.0	0.0	0.0	0.0
Gilton	EEH*	TB	3125	0.0	0.0	0.0	0.0
Gilton	EEH*	TB1	2521	0.0	0.0	0.0	0.0
Gilton	EEH*	TB1	3125	0.0	0.0	0.0	0.0
Hause	EMC*	TB	2321	80.0	466.0	0.0	0.0
Hause	EMC*	TB	3123	0.0	0.0	0.0	93.0
Horner	EMC*	TB	2321	44.0	84.0	0.0	0.0
Horner	EMT*	TB	2321	90.5	352.5	0.0	0.0
Horner	EMT*	TB	3123	0.0	0.0	0.0	0.0
Hush	EMC*	TB	2321	0.0	1241.5	0.0	0.0
Hush	EMC*	TB	3123	0.0	0.0	0.0	145.5
Hynes	EEH*	SB	2521	0.0	14.8	0.0	0.0
Hynes	EEH*	SB	3125	0.0	0.0	0.0	6.1
Jones	EADD	SB	2621	0.0	16.0	0.0	0.0
Jurczynski	EMC*	SB	2321	0.0	10.0	0.0	0.0
Jurczynski	EMC*	SB	3123	0.0	0.0	0.0	2.0
Jurczynski	EMT*	SB	2321	0.0	148.7	0.0	0.0
Jurczynski	EMT*	SB	3123	0.0	0.0	0.0	1.2
Karlik	EMC*	TB	2321	112.4	1344.4	0.0	0.0
Karlik	EMC*	TB	3123	0.0	0.0	0.5	291.5
Kearns	EME*	TB	2321	14.0	70.7	0.0	0.0
Kearns	EME*	TB	3123	0.0	0.0	0.0	7.2
Keilbach	EMC*	EC	2723	0.0	0.0	0.0	0.0
Lane	EMC*	TB	2321	0.0	9.5	0.0	0.0
Lane	EMC*	TB	3123	0.0	0.0	0.0	2.4
Lane	EMT*	TB	2321	0.0	38.2	0.0	0.0
Lane	EMT*	TB	3123	0.0	0.0	0.0	1.7
Langish	EM**	EM	2321	8.6	82.3	0.0	0.0
Langish	EME*	EM	2321	0.0	4.3	0.0	0.0
McIntyre	EEH*	TB1	2521	0.0	0.0	0.0	0.0
McIntyre	EEH*	TB1	3125	0.0	0.0	0.0	0.0
Palmer	EEH*	TB1	2521	0.0	0.0	0.0	0.0

Palmer	EEH*	TB1	3125	0.0	0.0	0.0	0.0
Parsells	EM**	EH2	2324	0.0	0.0	0.0	0.0
Patterson	EEH*	SB	2521	0.0	14.0	0.0	0.0
Perry	EMC*	EM	2321	0.0	25.9	0.0	0.0
Perry	EMC*	EM1	2321	0.0	0.0	0.0	0.0
Raftopoulos	EAD*	EM	2621	0.0	0.0	0.0	0.0
Rossi	EEH*	SB	2521	0.0	0.0	0.0	0.0
Rossi	EEH*	SB	3125	0.0	0.0	0.0	0.0
Sabo	EEH*	TB1	2521	0.0	0.0	0.0	0.0
Sabo	EEH*	TB1	3125	0.0	0.0	0.0	0.0
Sands	EMT*	TB	2321	18.0	107.3	0.0	0.0
Sands	EMT*	TB	3123	0.0	0.0	0.0	0.6
Sands	EM**	EMU	2321	0.0	875.3	0.0	0.0
Simmonds	EMT*	TB	2321	89.8	607.6	0.0	0.0
Simmonds	EMT*	TB	3123	0.0	0.0	4.2	42.3
Smith	EMC*	TB	2321	32.7	64.7	0.0	0.0
Smith	EMC*	TB	3123	0.0	0.0	0.2	0.2
Smith	EME*	EM	2321	39.8	424.7	0.0	0.0
Smith	EMT*	SB	2321	0.0	29.0	0.0	0.0
Steer	EMC*	TB	2321	0.0	68.0	0.0	0.0
Steer	EMC*	TB	3123	0.0	0.0	0.0	10.9
Steer	EMT*	TB	2321	0.0	0.0	0.0	0.0
Stevens	EMC*	TB	2321	136.0	449.3	0.0	0.0
Stevens	EMC*	TB	3123	0.0	0.0	0.5	24.1
Trafalski	EMT*	TB	2321	0.0	51.4	0.0	0.0
Trafalski	EMT*	TB	3123	0.0	0.0	0.0	5.5
Tucker	EMC*	TB	2321	0.0	2.9	0.0	0.0
Tucker	EMC*	TB	3123	0.0	0.0	0.0	0.0
Upcavage	EADD	ES	2726	0.0	20.5	0.0	0.0
Vaccaro	EMT*	TB	2321	44.5	425.6	0.0	0.0
Vaccaro	EMT*	TB	3123	0.0	0.0	0.0	77.3
Van Kirk	EADD	SB	2621	21.0	172.0	0.0	0.0
Voorhees	EMC*	TB	2321	0.0	352.0	0.0	0.0
Voorhees	EMC*	TB	3123	0.0	0.0	0.0	151.0
Voorhees	EMT*	TB	2321	96.0	320.0	0.0	0.0
Voorhees	EMT*	TB	3123	0.0	0.0	1.5	72.0
Wisowaty	EEH*	TB	2521	0.0	79.0	0.0	0.0
Wisowaty	EEH*	TB1	2521	0.0	0.0	0.0	0.0
Zimmer	EMT*	TB	2321	0.0	181.0	0.0	0.0
Zimmer	EMT*	TB	3123	0.0	0.0	0.0	14.9

Total 2345432 226914 2266387 80373 -1328

Job #: 1815 NCSX Field Period Assy Station 5

Cost Center: 9450 Work Pkg: 1\*\*\*

PO/Req # EC PO Date PO Amount Outstanding Vendor

Person in Charge: MVIOLA Viola, Michael

Requested by: rstrykowski

							Total		0		0		
*****							*****						
Exp	Approved	Curr Mth	YTD	Reqs &			Exp		Straight		Overtime		
Cls	Estimate	Expend	Costs	Encumb	Balance	Name	HOD	PDG Cls	Cur	Cum	Cur	Cum	
23	FAB OPS & MAINT DIV	38982	0	0	0	38982							
41	MATERIALS & SERVICES	116000	0	0	0	116000							
53	TECH CENTER BURDEN	4872	0	0	0	4872							
62	ONSITE OVERHEAD BURD	20392	0	0	0	20392							
64	MHX BURDEN	25520	0	0	0	25520							
69	G&A	8976	0	0	0	8976							
	Total	214744	0	0	0	214744							

Job #: 3101 Magnetic Diagnostics

Cost Center: 9450 Work Pkg: 3\*\*\*

PO/Req # EC PO Date PO Amount Outstanding Vendor

Person in Charge: DJOHNSON Johnson, David

Requested by: rstrykowski

						Total	0		0					
*****														
Exp	Approved	Curr Mth	YTD	Reqs &			Exp	Straight		Overtime				
Cls	Estimate	Expend	Costs	Encumb	Balance	Name	HOD	PDG	Cls	Cur	Cum	Cur	Cum	
22	COMPUTER SYS DIV LAB	0	0	17103	0	-17103	Bartzak	EMT*	TB	2321	0.0	0.0	0.0	0.0
23	FAB OPS & MAINT DIV	41600	3775	60710	0	-19110	Brown	EAD*	EM	2621	0.0	0.0	0.0	0.0
25	ELECTRICAL DIV LABOR	0	0	3424	0	-3424	Bush	EEH*	TB1	2521	0.0	0.0	0.0	0.0
26	MECHANICAL DIV LABOR	9564	0	0	0	9564	Bush	EEH*	TB1	3125	0.0	0.0	0.0	0.0
31	TECH CENTER OVERTIME	0	0	773	0	-773	Carson	EEH*	SB	2521	0.0	10.0	0.0	0.0
35	TRAVEL	0	0	107	0	-107	Castano	EEH*	TB	2521	0.0	9.0	0.0	0.0
37	STOCKROOM WITHDRAWAL	0	0	303	0	-303	Castano	EEH*	TB	3125	0.0	0.0	0.0	1.0
41	MATERIALS & SERVICES	29000	0	0	0	29000	Clark	EMT*	TB	2321	0.0	0.0	0.0	0.0
43	CREDIT CARD EXPENDIT	0	1889	7358	0	-7358	Clark	EMT*	TB	3123	0.0	0.0	0.0	0.0
53	TECH CENTER BURDEN	6252	471	9517	0	-3265	Delany	EMT*	SB	2321	0.0	0.0	0.0	0.0
61	TRAVEL SERVICES BURD	0	0	8	0	-8	Franckowiak	EMT*	TB	2321	0.0	0.0	0.0	0.0
62	ONSITE OVERHEAD BURD	26699	1974	42561	0	-15862	Franckowiak	EMT*	TB	3123	0.0	0.0	0.0	0.0
64	MHX BURDEN	6380	415	1685	0	4694	Gibilisco	EEH*	SB	2521	0.0	0.0	0.0	0.0
69	G&A	9049	663	13589	0	-4539	Guttadora	EME*	SB	2321	24.0	741.0	0.0	0.0
							Guttadora	EME*	SB1	2321	0.0	0.0	0.0	0.0
							Guttadora	EME*	SB1	3123	0.0	0.0	0.0	0.0
							Guttadora	EME*	SM1	2321	0.0	0.0	0.0	0.0
							Holoman	EME*	SB	2321	0.0	35.0	0.0	0.0
							Holoman	EME*	SB	3123	0.0	0.0	0.0	0.0
							Horner	EMC*	TB	2321	0.0	96.0	0.0	0.0
							Horner	EMC*	TB	3123	0.0	0.0	0.0	5.0
							Horner	EMT*	TB	2321	0.0	0.0	0.0	0.0
							Horner	EMT*	TB	3123	0.0	0.0	0.0	0.0
							Jurczynski	EMC*	SB	2321	0.0	0.0	0.0	0.0
							Jurczynski	EMC*	SB1	2321	0.0	0.0	0.0	0.0
							Jurczynski	EMC*	SM	2321	0.0	0.0	0.0	0.0
							Jurczynski	EMC*	SM1	2321	0.0	0.0	0.0	0.0
							Keilbach	EMC*	EC1	2723	0.0	0.0	0.0	0.0
							Labik	EME*	EM	2321	25.9	55.4	0.0	0.0
							Labik	EME*	EM1	2321	0.0	0.0	0.0	0.0
							LaBrie	EME*	SB	2321	0.0	1.0	0.0	0.0
							LaBrie	EME*	SB1	2321	0.0	0.0	0.0	0.0
							LaBrie	EME*	SM1	2321	0.0	0.0	0.0	0.0
							Lawson	EED*	EM	2521	0.0	25.9	0.0	0.0



Marsala	EED*	EM	2521	0.0	0.0	0.0	0.0
Moser	EME*	TB	2321	0.0	18.0	0.0	0.0
Rushinski	EADD	EM	2621	0.0	0.0	0.0	0.0
Sands	EMT*	TB	2321	0.0	0.0	0.0	0.0
Sichta	ECH*	EM1	2221	0.0	17.3	0.0	0.0
Simmonds	EMT*	TB	2321	3.0	10.8	0.0	0.0
Simmonds	EMT*	TB	3123	0.0	0.0	0.0	0.1
Smith	EMT*	SB	2321	0.0	8.0	0.0	0.0
Tchilinguirian	ECS*	EM1	2221	0.0	215.7	0.0	0.0
Trafalski	EMT*	TB	2321	0.0	78.8	0.0	0.0
Trafalski	EMT*	TB	3123	0.0	0.0	0.0	8.2
Vaccaro	EMT*	TB	2321	0.0	0.0	0.0	0.0
Vaccaro	EMT*	TB	3123	0.0	0.0	0.0	0.0
Zimmer	EMT*	TB	2321	0.0	0.0	0.0	0.0

Total	128546	9190	157142	0	-28596		
-------	--------	------	--------	---	--------	--	--

Job #: 3901 Diagnostics Syst Integration

Cost Center: 9450 Work Pkg: 3\*\*\*

PO/Req # EC PO Date PO Amount Outstanding Vendor

Person in Charge: DJOHNSON Johnson, David

Requested by: rstrykowski

							Total	0		0			
*****													
Exp	Approved	Curr Mth	YTD	Reqs &			Exp	Straight		Overtime			
Cls	Estimate	Expend	Costs	Encumb	Balance	Name	HOD	PDG	Cls	Cur	Cum	Cur	Cum
12	RESEARCH LABOR & BEN	16264	3259	32795	0	-16531	Johnson	R***	RM 1221	0.0	0.0	0.0	0.0
52	RESEARCH BURDEN	1138	228	2295	0	-1157	Johnson	R***	RM3 1221	0.0	0.0	0.0	0.0
62	ONSITE OVERHEAD BURD	8092	1621	16317	0	-8225	Johnson	R***	RM6 1221	0.0	0.0	0.0	0.0
69	G&A	2549	510	5140	0	-2591	Johnson	R***	RM9 1221	0.0	0.0	0.0	0.0
							Kaita	R***	RM 1221	34.6	34.6	0.0	0.0
							Stratton	R***	RM 1221	0.0	314.1	0.0	0.0
							Stratton	R***	RM2 1221	0.0	0.0	0.0	0.0
							Takahashi	R***	RM2 1221	0.0	0.0	0.0	0.0
Total		28045	5619	56550	0	-28504							

Job #: 4301 DC Systems

Cost Center: 9450 Work Pkg: 4\*\*\*

PO/Req # EC PO Date PO Amount Outstanding Vendor

Person in Charge: RAKI Ramakrishnan, Subrahmanya

Requested by: rstrykowsky

						Total	0		0					
*****														
Exp	Approved	Curr Mth	YTD	Reqs &			Exp	Straight		Overtime				
Cls	Estimate	Expend	Costs	Encumb	Balance	Name	HOD	PDG	Cls	Cur	Cum	Cur	Cum	
12	RESEARCH LABOR & BEN	0	3259	3259	0	-3259	Baker	EEP*	EM	2521	0.0	0.0	0.0	0.0
25	ELECTRICAL DIV LABOR	4146	802	11318	0	-7171	Bunting	EME*	TB	2321	0.0	0.0	0.0	0.0
26	MECHANICAL DIV LABOR	0	0	2913	0	-2913	Carnevale	SFSM	EM	1121	0.0	0.0	0.0	0.0
41	MATERIALS & SERVICES	2000	0	0	0	2000	Desai	EEP*	EM	2521	0.0	57.1	0.0	0.0
52	RESEARCH BURDEN	0	228	228	0	-228	Hatcher	EED*	EM	2521	0.0	4.3	0.0	0.0
53	TECH CENTER BURDEN	269	52	1056	0	-786	Jones	EADD	SB	2621	0.0	0.0	0.0	0.0
62	ONSITE OVERHEAD BURD	2053	2019	8730	0	-6677	Jones	EADD	SM	2621	0.0	0.0	0.0	0.0
64	MHX BURDEN	440	0	0	0	440	Jones	EADD	SM1	2621	0.0	0.0	0.0	0.0
69	G&A	690	636	2750	0	-2059	Kaita	R***	RM	1221	34.6	34.6	0.0	0.0
							McBride	EEP*	SM	2521	0.0	0.0	0.0	0.0
							Nelson	EADD	SB	2621	0.0	4.0	0.0	0.0
							Nelson	EADD	SM	2621	0.0	0.0	0.0	0.0
							Nelson	EADD	SM1	2621	0.0	0.0	0.0	0.0
							Parsells	EMC*	EM	2321	0.0	0.0	0.0	0.0
							Parsells	EMC*	EM1	2321	0.0	0.0	0.0	0.0
							Ramakrishnan	EED*	EM	2521	8.6	60.6	0.0	0.0
							Ramakrishnan	EED*	EM1	2521	0.0	0.0	0.0	0.0
							Reese	EMT*	TB	2321	0.0	0.0	0.0	0.0
							Reese	EMT*	TB	3123	0.0	0.0	0.0	0.0
							Tureikas	EEP*	TB	2521	0.0	0.0	0.0	0.0
							Van Kirk	EADD	SB	2621	0.0	42.0	0.0	0.0
							Van Kirk	EADD	SM	2621	0.0	0.0	0.0	0.0
							Van Kirk	EADD	SM1	2621	0.0	0.0	0.0	0.0
Total		9600	6997	30256	0	-20655								

Job #: 4401 Control & Protection

Cost Center: 9450 Work Pkg: 4\*\*\*

PO/Req # EC PO Date PO Amount Outstanding Vendor

Person in Charge: RAKI Ramakrishnan, Subrahmanya

Requested by: rstrykowsky

						Total			0			0		
*****														
Exp	Approved	Curr Mth	YTD	Reqs &				Exp	Straight		Overtime			
Cls	Estimate	Expend	Costs	Encumb	Balance	Name	HOD	PDG	Cls	Cur	Cum	Cur	Cum	
25	ELECTRICAL DIV LABOR	0	2408	6822	0	-6822	Gibilisco	EEH*	SB	2521	0.0	0.0	0.0	0.0
53	TECH CENTER BURDEN	0	156	443	0	-443	Gibilisco	EEH*	SM	2521	0.0	0.0	0.0	0.0
62	ONSITE OVERHEAD BURD	0	1192	3378	0	-3378	Lawson	EED*	EM	2521	0.0	0.0	0.0	0.0
69	G&A	0	375	1064	0	-1064	Marsala	EED*	EM	2521	0.0	0.0	0.0	0.0
							Marsala	EED*	EM1	2521	0.0	0.0	0.0	0.0
							Ramakrishnan	EED*	EM	2521	25.9	73.6	0.0	0.0
							Savage	EED*	TH	2524	0.0	0.0	0.0	0.0
Total		0	4132	11709	0	-11709								



Job #: 6201 Cryogenic Systems

Cost Center: 9450 Work Pkg: 6\*\*\*

Person in Charge: SRAFTOPO Raftopoulos, Steve

Requested by: rstrykowski

PO/Req #	EC	PO Date	PO Amount	Outstanding	Vendor
S008097	41	7/8/2008	136500	101265	BAGLEY ASSOCIATES

						Total	136500	101265					
*****													
Exp	Approved	Curr Mth	YTD	Reqs &			Exp	Straight	Overtime				
Cls	Estimate	Expend	Costs	Encumb	Balance	Name	HOD	PDG	Cls	Cur	Cum	Cur	Cum
41	MATERIALS & SERVICES	0	9855	35235	101265	-136500							
64	MHX BURDEN	0	2168	7751	22278	-30030							
69	G&A	0	216	775	2227	-3003							
	Total	0	12239	43761	125771	-169533							



Job #: 8101 Project Management & Control

Cost Center: 9450 Work Pkg: 8\*\*\*

PO/Req # EC PO Date PO Amount Outstanding Vendor

Person in Charge: HNEILSON Neilson, George

S007348 41 4/17/2008 23500 6812 CHRISTOPHER O. GRUBER

Requested by: rstrykowski

						Total	23500			6812				
*****														
Exp	Approved	Curr Mth	YTD	Reqs &				Exp	Straight	Overtime				
Cls	Estimate	Expend	Costs	Encumb	Balance	Name	HOD	PDG	Cls	Cur	Cum	Cur	Cum	
11	DIRECT LABOR & BENEF	49107	1841	30700	0	18407	Carson	EEH*	SM	2521	0.0	0.0	0.0	0.0
12	RESEARCH LABOR & BEN	81135	9777	79321	0	1814	Gennuso	EEH*	SM	2521	0.0	0.0	0.0	0.0
14	PF&A DIVISION LABOR	196886	7696	176179	0	20706	Gennuso	EEP*	SM	2521	0.0	0.0	0.0	0.0
17	SUBCONTRACT LABOR	0	0	4000	0	-4000	Hampton	B***	CB	1121	60.0	998.0	0.0	0.0
26	MECHANICAL DIV LABOR	0	2074	26254	0	-26254	Hampton	B***	CB	3021	0.0	0.0	0.0	69.7
30	DIRECT OVERTIME & BE	0	0	3330	0	-3330	Heitzenroeder	EA**	EM	2621	0.0	0.0	0.0	0.0
31	TECH CENTER OVERTIME	0	0	169	0	-169	Heitzenroeder	EA**	EM1	2621	0.0	0.0	0.0	0.0
35	TRAVEL	10000	4383	16535	0	-6535	Meighan	DI**	CH	1124	0.0	4.0	0.0	0.0
37	STOCKROOM WITHDRAWAL	0	0	53	0	-53	Nassar	B***	AC	1721	0.0	40.0	0.0	0.0
38	CREDIT CARD EXPENDIT	0	0	-885	0	885	Nassar	B***	AH	1424	0.0	40.0	0.0	0.0
39	OTHER EXPENSE	0	120	2775	0	-2775	Nassar	FC**	AH	1424	0.0	602.0	0.0	0.0
41	MATERIALS & SERVICES	10000	0	20248	6812	-17060	Neilson	D***	RM3	1121	0.0	0.0	0.0	0.0
43	CREDIT CARD EXPENDIT	0	0	1621	0	-1621	Neilson	R***	RM	1221	103.9	843.6	0.0	0.0
52	RESEARCH BURDEN	5679	684	5552	0	127	Neilson	R***	RM3	1221	0.0	0.0	0.0	0.0
53	TECH CENTER BURDEN	0	228	2905	0	-2905	Neilson	R***	RM6	1221	0.0	0.0	0.0	0.0
61	TRAVEL SERVICES BURD	750	328	1173	0	-423	Neilson	R***	RM9	1221	0.0	0.0	0.0	0.0
62	ONSITE OVERHEAD BURD	154756	10426	154003	0	752	Neumeyer	EED*	EM	2521	0.0	0.0	0.0	0.0
64	MHX BURDEN	2200	0	4823	1498	-4121	Neumeyer	EED*	EM1	2521	0.0	0.0	0.0	0.0
69	G&A	50051	3756	50684	149	-782	Schmidt	R***	RM	1221	0.0	0.0	0.0	0.0
81	COST TRANSFERS	300000	0	66024	0	233975	Schmidt	R***	RM3	1221	0.0	0.0	0.0	0.0
							Schmidt	R***	RM6	1221	0.0	0.0	0.0	0.0
							Simmons	EA**	EM	2621	0.0	69.3	0.0	0.0
							Simmons	EA**	EM1	2621	0.0	77.9	0.0	0.0
							Simmons	EAA*	EM	2621	0.0	0.0	0.0	0.0
							Simmons	EAA*	EM1	2621	0.0	0.0	0.0	0.0
							Simmons	FC**	EM	1421	0.0	0.0	0.0	0.0
							Strykowski	FC**	AM	1421	90.9	1345.4	0.0	0.0
							Strykowski	FC**	AM1	1421	0.0	0.0	0.0	0.0
							Tyrrell	EA**	CB	2621	61.0	355.4	0.0	0.0
							Tyrrell	EA**	CB	3126	0.0	0.0	0.0	4.0
							Zarnstorff	R***	RM2	1221	0.0	0.0	0.0	0.0
							Zatz	EAA*	EM	2621	0.0	0.0	0.0	0.0
Total		860567	41318	645472	8461	206634								





Job #: 8202 Engr Mgmt & Sys Eng Support

Cost Center: 9450 Work Pkg: 8\*\*\*

Person in Charge: REIERSEN Reiersen, Wayne

PO/Req #	EC	PO Date	PO Amount	Outstanding	Vendor
S007904	41	3/3/2008	1650	460	CRYOGENIC MATERIALS INC

Requested by: rstrykowski

						Total	1650			460				
*****						*****								
Exp	Approved	Curr Mth	YTD	Reqs &			Exp	Straight		Overtime				
Cls	Estimate	Expend	Costs	Encumb	Balance	Name	HOD	PDG	Cls	Cur	Cum	Cur	Cum	
23	FAB OPS & MAINT DIV	127014	5874	80925	0	46088	Blanchard	EME*	EM	2321	0.0	0.0	0.0	0.0
25	ELECTRICAL DIV LABOR	37831	1317	20226	0	17605	Blanchard	EME*	EM1	2321	0.0	0.0	0.0	0.0
26	MECHANICAL DIV LABOR	174160	8930	195774	0	-21613	Dudek	EM**	EM	2321	69.3	955.0	0.0	0.0
35	TRAVEL	5000	1291	2569	0	2430	Dudek	EM**	EM1	2321	0.0	0.0	0.0	0.0
37	STOCKROOM WITHDRAWAL	0	0	57	0	-57	Gennuso	EEH*	SM	2521	0.0	0.0	0.0	0.0
39	OTHER EXPENSE	0	0	15	0	-15	Gentile	EME*	EM	2321	0.0	0.0	0.0	0.0
41	MATERIALS & SERVICES	0	-431	1608	460	-2068	Gentile	EME*	EM1	2321	0.0	0.0	0.0	0.0
43	CREDIT CARD EXPENDIT	0	0	199	0	-199	Gernhardt	EED*	SM	2521	0.0	0.0	0.0	0.0
53	TECH CENTER BURDEN	37493	1802	32965	0	4527	Gettelfinger	EME*	EM	2321	0.0	0.0	0.0	0.0
61	TRAVEL SERVICES BURD	375	96	192	0	182	Gettelfinger	EME*	EM1	2321	0.0	0.0	0.0	0.0
62	ONSITE OVERHEAD BURD	175072	8335	153406	0	21665	Hatcher	EED*	EM	2521	0.0	0.0	0.0	0.0
64	MHX BURDEN	0	-94	410	101	-511	Heitzenroeder	EA**	EM	2621	0.0	686.8	0.0	0.0
69	G&A	55694	2755	48648	10	7036	Heitzenroeder	EA**	EM1	2621	86.6	476.6	0.0	0.0
							Neumeyer	EED*	EM	2521	0.0	20.7	0.0	0.0
							Pappas	EA**	TH	2624	0.0	0.0	0.0	0.0
							Pappas	EA**	TH	3127	0.0	0.0	0.0	0.0
							Perry	EMC*	EM	2321	0.0	0.0	0.0	0.0
							Raftopoulos	EAD*	EM1	2621	8.6	8.6	0.0	0.0
							Reiersen	EA**	EM	2621	0.0	0.0	0.0	0.0
							Reiersen	EAA*	EM	2621	0.0	0.0	0.0	0.0
							Reiersen	EAA*	EM1	2621	0.0	0.0	0.0	0.0
							Rushinski	EADD	EM	2621	0.0	0.0	0.0	0.0
							Simmons	EA**	EM	2621	0.0	578.4	0.0	0.0
							Simmons	EA**	EM1	2621	0.0	268.6	0.0	0.0
							Simmons	EAA*	EM	2621	0.0	0.0	0.0	0.0
							Simmons	EAA*	EM1	2621	0.0	0.0	0.0	0.0
							Simmons	FC**	EM	1421	0.0	0.0	0.0	0.0
							Such	EE**	AM	2521	25.9	329.3	0.0	0.0
							von Halle	EE**	EM	2521	0.0	17.3	0.0	0.0
Total						612642	29879	536999	571	75071				

Job #: 8203 Design Integration

Cost Center: 9450 Work Pkg: 8\*\*\*

PO/Req # EC PO Date PO Amount Outstanding Vendor

Person in Charge: BROWN

Requested by: rstrykowski

						Total	0		0					
*****														
Exp	Approved	Curr Mth	YTD	Reqs &			Exp	Straight		Overtime				
Cls	Estimate	Expend	Costs	Encumb	Balance	Name	HOD	PDG	Cls	Cur	Cum	Cur	Cum	
26	MECHANICAL DIV LABOR	195133	4056	103589	0	91543	Brown	EAD*	EM	2621	0.0	618.1	0.0	0.0
27	TECH CENTER SCL	0	0	6156	0	-6156	Brown	EAD*	EM1	2621	21.6	370.0	0.0	0.0
53	TECH CENTER BURDEN	21464	446	11394	0	10069	Messineo	EADD	SB	2621	0.0	0.0	0.0	0.0
62	ONSITE OVERHEAD BURD	100718	2093	56330	0	44387	Messineo	EADD	SM	2621	0.0	0.0	0.0	0.0
69	G&A	31731	659	17747	0	13984	Messineo	EADD	SM1	2621	0.0	0.0	0.0	0.0
							Morris	EADD	SB	2621	32.0	64.0	0.0	0.0
							Morris	EADD	SM1	2621	0.0	0.0	0.0	0.0
							Rushinski	EADD	EM	2621	0.0	0.0	0.0	0.0
							Rushinski	EADD	EM1	2621	0.0	0.0	0.0	0.0
							Steill	EADD	DS	2726	0.0	0.0	0.0	0.0
							Upcavage	EADD	ES	2726	0.0	120.0	0.0	0.0
							Zhang	EA**	EM1	2621	0.0	39.8	0.0	0.0
Total						349047	7256	195217	0	153829				

Job #: 8204 System Analysis

Cost Center: 9450 Work Pkg: 8\*\*\*

Person in Charge: ABROOKS Brooks, Arthur

Requested by: rstrykowski

PO/Req #	EC	PO Date	PO Amount	Outstanding Vendor
400653	41	10/31/2003	50000	50000

						Total	50000			50000				
*****						*****								
Exp	Approved	Curr Mth	YTD	Reqs &			Exp	Straight		Overtime				
Cls	Estimate	Expend	Costs	Encumb	Balance	Name	HOD	PDG	Cls	Cur	Cum	Cur	Cum	
12	RESEARCH LABOR & BEN	16264	0	0	0	16264	Brooks	EAA*	EM	2621	0.0	782.1	0.0	0.0
23	FAB OPS & MAINT DIV	0	0	28100	0	-28100	Brooks	EAA*	EM1	2621	125.6	454.9	0.0	0.0
26	MECHANICAL DIV LABOR	152798	13396	256202	0	-103403	Fan	EAA*	EM	2621	0.0	697.6	0.0	0.0
41	MATERIALS & SERVICES	0	0	0	50000	-50000	Fan	EAA*	EM1	2621	17.3	314.1	0.0	0.0
52	RESEARCH BURDEN	1138	0	0	0	1138	Jun	EAA*	EM	2621	0.0	0.0	0.0	0.0
53	TECH CENTER BURDEN	16807	1473	31694	0	-14887	Jun	EAA*	EM1	2621	0.0	0.0	0.0	0.0
62	ONSITE OVERHEAD BURD	86959	6914	146938	0	-59979	Smith	EME*	EM	2321	0.0	162.6	0.0	0.0
64	MHX BURDEN	0	0	0	11000	-11000	Zhang	EA**	EM1	2621	0.0	403.4	0.0	0.0
69	G&A	27396	2178	46293	1100	-19996	Zhang	EME*	EM	2321	0.0	168.9	0.0	0.0
	Zimmer						Zimmer	EMT*	TB	2321	0.0	0.0	0.0	0.0
Total		301366	23962	509230	62100	-269964								



Job #: 8210 Project Rebaseline Estimating

Cost Center: 9450 Work Pkg: 8\*\*\*

PO/Req # EC PO Date PO Amount Outstanding Vendor

Person in Charge: REIERSEN Reiersen, Wayne

Requested by: rstrykowski

						Total			0			0		
*****														
Exp	Approved	Curr Mth	YTD	Reqs &				Exp	Straight	Overtime				
Cls	Estimate	Expend	Costs	Encumb	Balance	Name	HOD	PDG	Cls	Cur	Cum	Cur	Cum	
12	RESEARCH LABOR & BEN	0	4074	4074	0	-4074	Blanchard	EME*	EM	2321	0.0	32.4	0.0	0.0
23	FAB OPS & MAINT DIV	0	0	8628	0	-8628	Dodson	EME*	EM	2321	0.0	0.0	0.0	0.0
25	ELECTRICAL DIV LABOR	0	0	1358	0	-1358	Gentile	EME*	EM	2321	0.0	69.3	0.0	0.0
26	MECHANICAL DIV LABOR	0	0	3293	0	-3293	Gernhardt	EED*	SM	2521	0.0	17.3	0.0	0.0
52	RESEARCH BURDEN	0	285	285	0	-285	Jones	EADD	SB	2621	0.0	52.0	0.0	0.0
53	TECH CENTER BURDEN	0	0	1529	0	-1529	Labik	EME*	EM	2321	0.0	0.0	0.0	0.0
62	ONSITE OVERHEAD BURD	0	2027	8913	0	-8913	Majeski	R***	RM	1221	43.3	43.3	0.0	0.0
69	G&A	0	638	2808	0	-2808	Ramakrishnan	EED*	EM	2521	0.0	0.0	0.0	0.0
							Ramakrishnan	EED*	EM1	2521	0.0	0.0	0.0	0.0
							Sichta	ECH*	EM	2221	0.0	0.0	0.0	0.0
							Sichta	ECH*	EM1	2221	0.0	0.0	0.0	0.0
							Van Kirk	EADD	SB	2621	0.0	0.0	0.0	0.0
Total		0	7024	30891	0	-30891								

Job #: 8215 Plant design

Cost Center: 9450 Work Pkg: 8\*\*\*

PO/Req # EC PO Date PO Amount Outstanding Vendor

Person in Charge: EPERRY Perry, Erik

Requested by: rstrykowski

							Total			0			0
*****													
Exp	Approved	Curr Mth	YTD	Reqs &			Exp	Straight		Overtime			
Cls	Estimate	Expend	Costs	Encumb	Balance	Name	HOD	PDG	Cls	Cur	Cum	Cur	Cum
23	FAB OPS & MAINT DIV	14021	0	1166	0	12854	Bartzak	EMT*	TB 2321	0.0	3.3	0.0	0.0
26	MECHANICAL DIV LABOR	10704	0	886	0	9818	Bartzak	EMT*	TB 3123	0.0	0.0	0.0	0.6
27	TECH CENTER SCL	0	0	1425	0	-1425	Fernandez	EMT*	TB 2321	0.0	2.0	0.0	0.0
31	TECH CENTER OVERTIME	0	0	36	0	-36	Jones	EADD	SB 2621	0.0	14.0	0.0	0.0
53	TECH CENTER BURDEN	2930	0	247	0	2683	Langella	EMC*	SM 2321	0.0	12.9	0.0	0.0
62	ONSITE OVERHEAD BURD	12860	0	1749	0	11110	Upcavage	EADD	ES 2726	0.0	27.5	0.0	0.0
69	G&A	4051	0	551	0	3500							
Total		44568	0	6062	0	38505							

Job #: 8220 NCSX Equip Disposition & Facility Restoration

Cost Center: 9450 Work Pkg: 8\*\*\*

PO/Req # EC PO Date PO Amount Outstanding Vendor

Person in Charge: EPERRY Perry, Erik

Requested by: rstrykowski

						Total	0			0				
*****						*****								
Exp	Approved	Curr Mth	YTD	Reqs &			Exp	Straight		Overtime				
Cls	Estimate	Expend	Costs	Encumb	Balance	Name	HOD	PDG	Cls	Cur	Cum	Cur	Cum	
23	FAB OPS & MAINT DIV	0	10014	12005	0	-12005	Bartzak	EMT*	TB	2321	3.0	3.0	0.0	0.0
31	TECH CENTER OVERTIME	0	24	24	0	-24	Byczkowski	EMC*	TB	2321	16.0	16.0	0.0	0.0
37	STOCKROOM WITHDRAWAL	0	100	100	0	-100	Clark	EMT*	TB	2321	12.0	18.0	0.0	0.0
41	MATERIALS & SERVICES	0	4458	4458	0	-4458	Horner	EMC*	TB	2321	36.0	36.0	0.0	0.0
53	TECH CENTER BURDEN	0	1254	1503	0	-1503	Horner	EMT*	TB	2321	3.0	3.0	0.0	0.0
62	ONSITE OVERHEAD BURD	0	5251	6292	0	-6292	Karlik	EMC*	TB	2321	35.5	35.5	0.0	0.0
64	MHX BURDEN	0	1002	1002	0	-1002	Karlik	EMC*	TB	3123	0.0	0.0	0.4	0.4
69	G&A	0	1754	2082	0	-2082	Kearns	EME*	TB	2321	14.0	14.0	0.0	0.0
							Perry	EMC*	EM	2321	25.9	43.3	0.0	0.0
							Sands	EMT*	TB	2321	44.0	50.0	0.0	0.0
							Simmonds	EMT*	TB	2321	0.0	0.0	0.0	0.0
							Steer	EMC*	TB	2321	16.0	16.0	0.0	0.0
Total		0	23860	27469	0	-27469								





Job #: 8222 NCSX Manuscripts and Papers

Cost Center: 9450 Work Pkg: 8\*\*\*

PO/Req # EC PO Date PO Amount Outstanding Vendor

Person in Charge: HNEILSON Neilson, George

Requested by: rstrykowski

							Total		0		0		
*****							*****						
Exp	Approved	Curr Mth	YTD	Reqs &			Exp		Straight		Overtime		
Cls	Estimate	Expend	Costs	Encumb	Balance	Name	HOD	PDG Cls	Cur	Cum	Cur	Cum	
35 TRAVEL	0	1254	1254	0	-1254								
61 TRAVEL SERVICES BURD	0	94	94	0	-94								
69 G&A	0	134	134	0	-134								
Total	0	1483	1483	0	-1483								

