NEXT ASS'Y:

FINAL ASS'Y:

NOTES

1. INTERPRET DRAWING PER MECHANICAL ENGINEERING DRAFTING STANDARD ES-3.1-2.
2. INTERPRET DIMENSIONS AND TOLERANCES PER ANSI Y14.5M.
3. DIMENSIONS ARE IN IN OR MM.
4. EVENLY DISTRIBUTE THE ENTIRE LENGTH OF HEAT TAPE IN A HELICAL FASHION ACROSS THE LENGTH OF THE PORT. ADJUST PITCH OF HEATER TAPE HELIX TO ENSURE FULL COVERAGE. USE .02" INCONEL FOIL TACK WELDED ACROSS TAPE TO SECURE TAPE IN PLACE.

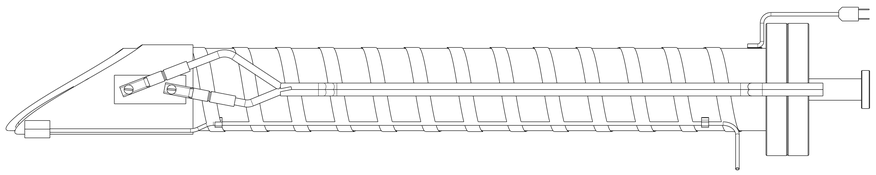

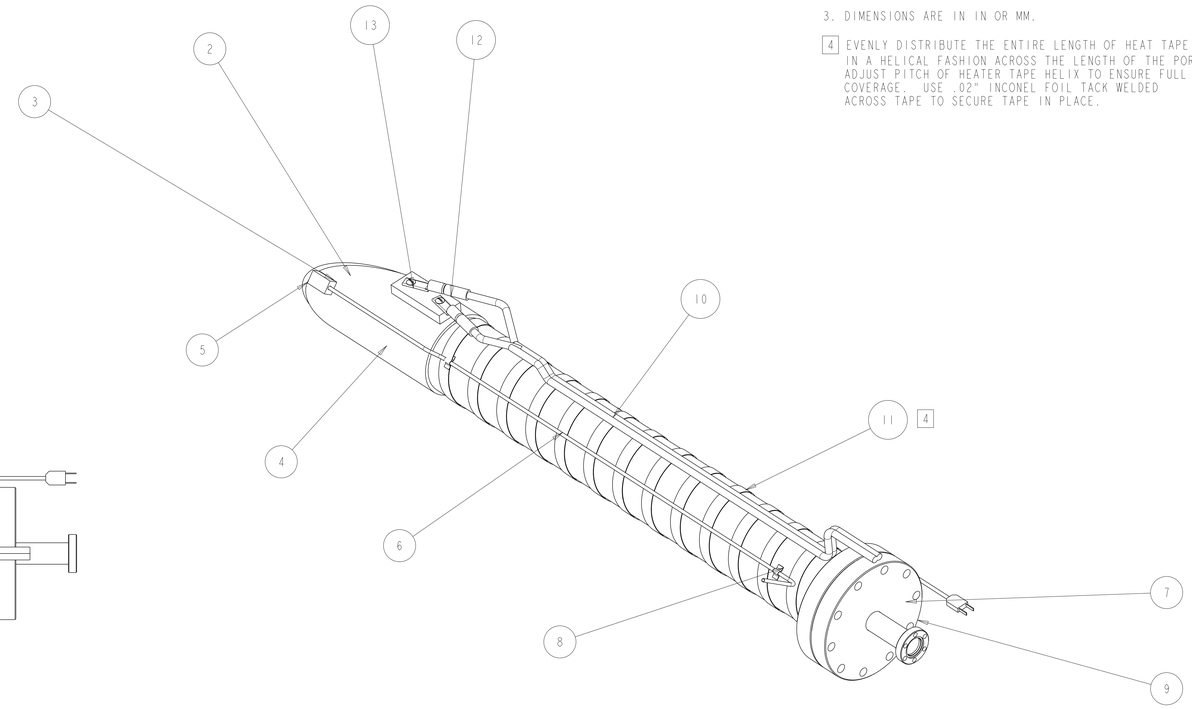

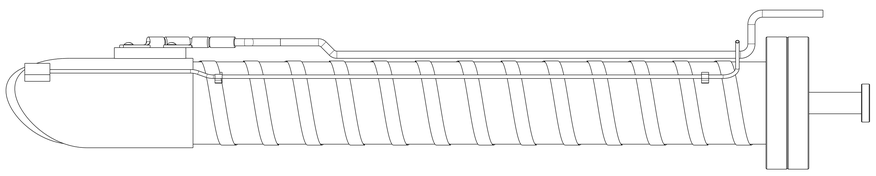

next assy	-1	CAGE CODE	PART OR IDENTIFYING NO	NOMENCLATURE OR DESCRIPTION	MATERIAL	SPECIFICATION	FIND NO
		2	SE-120-030-NO6X50-TR-HD-SCREW	#6-32 UNC X .38 LG TRUSS HEAD SCREW	--	--	13
		1	TC-TAPPING-PLT	THERMOCOUPLE MOUNT PLT.	--	--	12
		1	SE122-044-HT	HEAT TAPE	--	--	11
		1	SE122-044-TC	THERMOCOUPLE	--	--	10
		1	SE122-104_625	6 INCH COVER FLANGE	--	--	9
		2	SE120-005-12	leak Test Block	Inconel 625	--	8
		1	SE121-067	4.62 O.D. CONFLAT FLG NON-ROT. HUNTINGTON 462-000 OR EQ	304 STN STL	--	7
		1	SE121-114	Leak Test Tube Port 11	Inconel 625	--	6
		1	SE122-146	Port 11	Inconel 625	--	5
		1	SE122-145	Port 11	Inconel 625	--	4
		1	SE122-105	LEAK TEST BLOCK 2" O.D.	Inconel 625	--	3
		1	SE122-045	Port 11	Inconel 625	--	2
		1	SE122-044-HT-TC	PORT 11 ASSEMBLY WITH HEAT TAPE AND THERMOCOUPLES	--	--	1
		NEXT ASSEMBLY		PARTS LIST			

SE122-044-HT-TC

NO REPRESENTATION OR WARRANTY,EXPRESSED OR IMPLIED,IS MADE AS TO THE ACCURACY, COMPLETENESS OR USEFULNESS OF THE INFORMATION OR STATEMENTS CONTAINED IN THESE DRAWINGS, OR THAT THE USE OR DISCLOSURE OF ANY INFORMATION, APPARATUS, METHOD OR PROCESS DISCLOSED IN THESE DRAWINGS MAY NOT INFRINGE PRIVATE RIGHTS OF OTHERS. NO LIABILITY IS ASSUMED WITH RESPECT TO THE USE OF, OR FOR DAMAGES RESULTING FROM THE USE OF, ANY INFORMATION, APPARATUS, METHOD OR PROCESS DISCLOSED IN THESE DRAWINGS. DRAWINGS MADE AVAILABLE FOR INFORMATION TO BIDDER ARE NOT TO BE USED FOR OTHER PURPOSES, AND ARE TO BE RETURNED UPON REQUEST OF THE FORWARDING CONTRACTOR.

P THIS DRAWING PRODUCED ON PRO-ENGINEER

REV	DESCRIPTION	BY	DATE	CHK	DEPT	DATE	PE	REQ	DATE	ORNL	DOE	DATE
	REVISION OR ISSUE PURPOSE	REVISION APPROVAL										

SCALE NOTED

TOLERANCES UNLESS OTHERWISE SPECIFIED

FRACTIONS ±
XX DECIMALS ±.01
XXX DECIMALS ±.005
ANGLES ±0°15'
BREAK SHARP EDGES .06 MAX
FINISH 125 UNLESS OTHERWISE SPECIFIED

DES	P GORANSON	08/05
DRW	MT BROWN	08/05
CHK	:	:
SECT	:	:
DEPT	:	:
PE	:	:
CR	:	:
PJ	:	:
REQ	:	:
PPPL	DRFT	:
	:	:
		:
DRAWING APPROVALS		DATE

UT-BATTELLE

Oak Ridge National Laboratory
managed for the DEPARTMENT OF ENERGY under
U.S. GOVERNMENT contract DE-AC05-00OR22725
UT-BATTELLE, LLC. Oak Ridge, Tennessee

PROJECT NAME: NATIONAL COMPACT STELLARATOR EXPERIMENT

SMALL DIAMETER PORT EXTENSION WITH HEAT TAPE AND THERMOCOUPLE TYPICAL INSTALLATION

VERSION NO.	PLANT	BLDG	FL	SHT OF	TYPE	CLASS
proi_version	ORNL	BLDG	FLOOR	1 1	TYPE	CLASS

RELEASE LEVEL: proi_release

SE122-044-HT-TC

REV 0