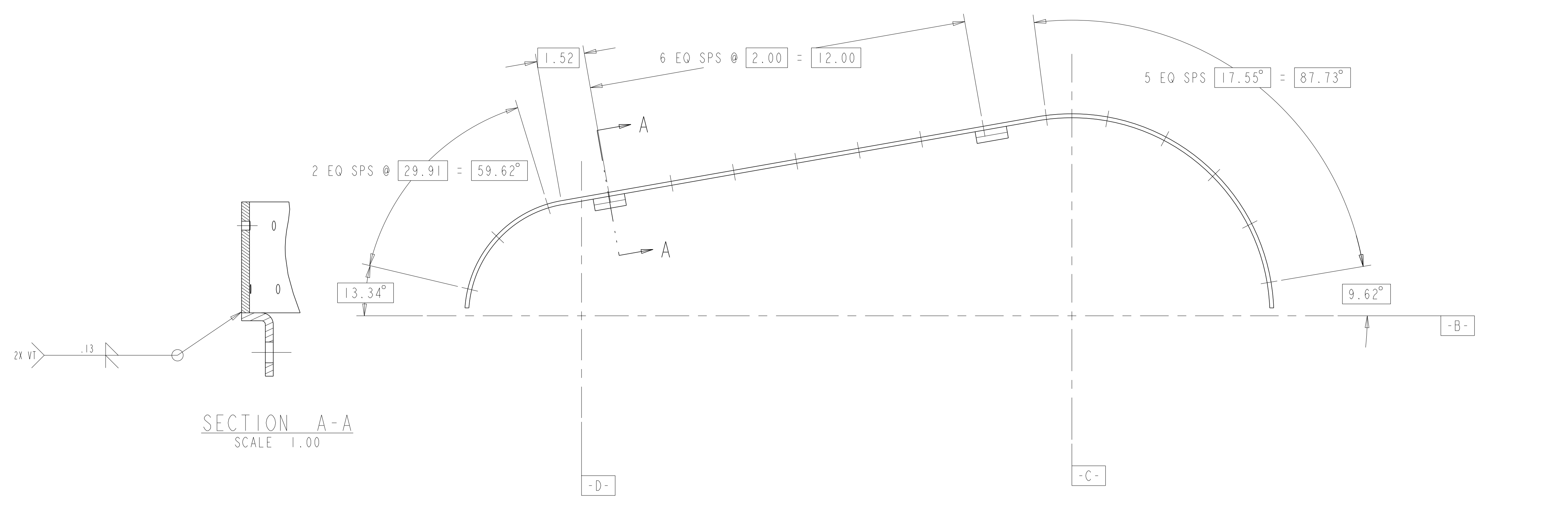
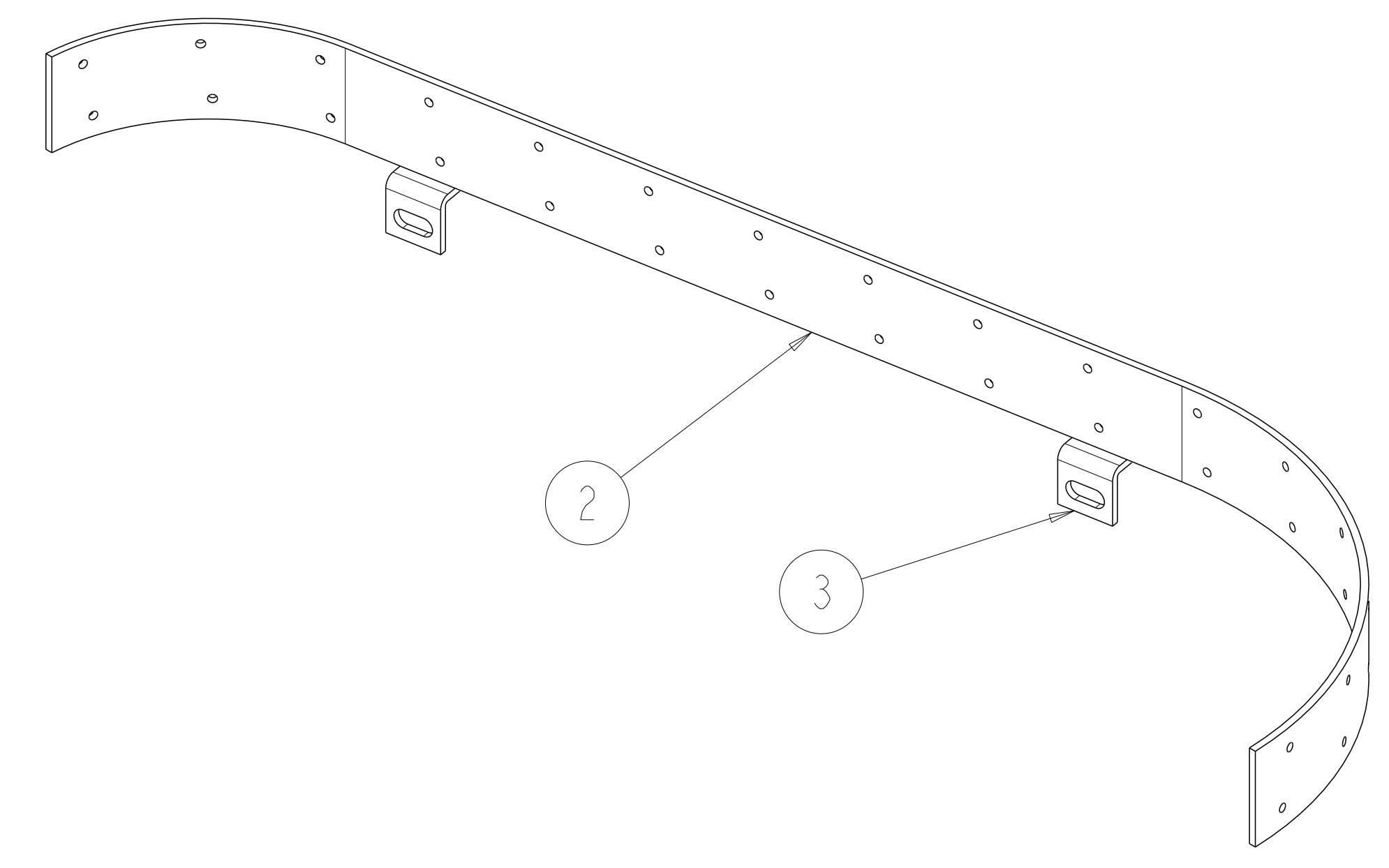


NOTES

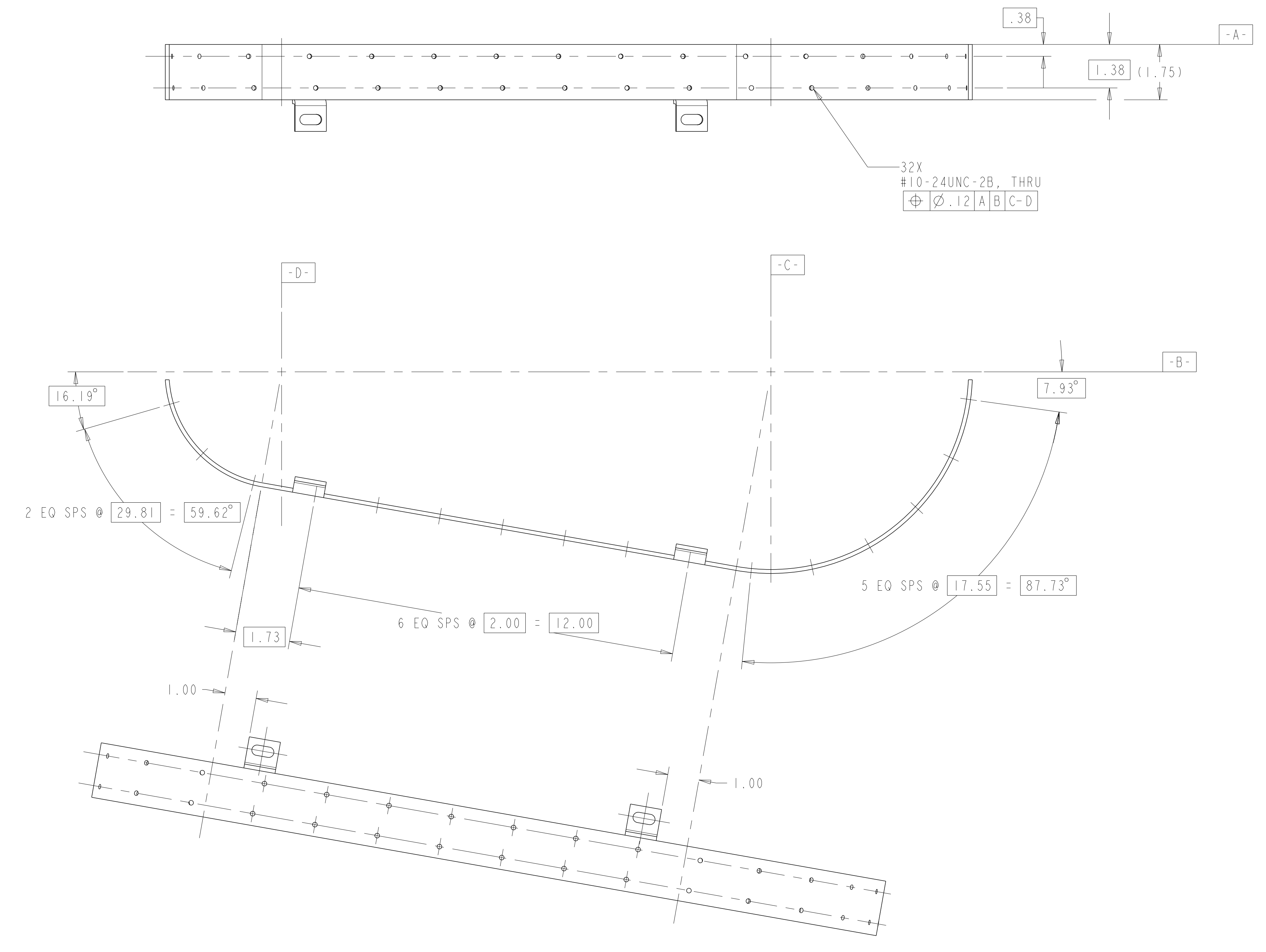
1. INTERPRET DIMENSIONS AND TOLERANCES PER ANSI Y14.5M.
2. DIMENSIONS ARE IN INCHES
3. WELDING PROCEDURES AND PERFORMANCE QUALIFICATIONS SHALL BE PERFORMED IN ACCORDANCE WITH THE REQUIREMENTS OF ASME CODE, SECTION IX. WELDS MAY BE MADE BY THE GTAW OR GMAW PROCESSES. WELDS USING SMAW PROCESS ARE NOT PERMITTED.
4. WELD INSPECTIONS SHALL BE PERFORMED BY VISUAL EXAMINATION: ALL WELDS ARE TO BE VISUALLY INSPECTED IN ACCORDANCE WITH ARTICLE 9, SECTION V OF THE ASME CODE. WELDS DESIGNATED WITH A VT IN THE REFERENCE AREA OF A WELD SYMBOL SHALL ALSO BE VISUALLY EXAMINED WITH 8X MAGNIFICATION, IN ACCORDANCE WITH ARTICLE 6, SECTION V OF THE ASME CODE. THE ACCEPTANCE CRITERIA FOR THE VISUALLY INSPECTED WELDS IS GIVEN IN AWS D1.6, PARAGRAPH 6.29.1.



SECTION A-A
SCALE: 1.00



ISOMETRIC VIEW



SCALE: .50

WELDING ENGINEER
APPROVED _____ DATE: _____

AR	2	SE123-172-2	WELD FILLER METAL			4		
	1	SE123-172-1	MOUNTING BRACKET			3		
			MOUNTING SUPPORT			2		
AR	X	-1	SUPPORT BRACKET B WELDMENT			1		
SE123-049			CAGE CODE	PART OR IDENTIFYING NO	NOMENCLATURE OR DESCRIPTION	MATERIAL	SPECIFICATION	FIND NO
					NEXT ASSEMBLY			PARTS LIST

NO REPRESENTATION OR WARRANTY, EXPRESSED OR IMPLIED, IS MADE AS TO THE ACCURACY, COMPLETENESS OR USEFULNESS OF THE INFORMATION OR STATEMENTS CONTAINED IN THESE DRAWINGS, OR THAT THE USE OR DISCLOSURE OF ANY INFORMATION, APPARATUS, METHOD OR PROCESS DISCLOSED IN THESE DRAWINGS MAY NOT INFRINGE PRIVATE RIGHTS OF OTHERS. NO LIABILITY IS ASSUMED WITH RESPECT TO THE USE OF, OR FOR DAMAGES RESULTING FROM THE USE OF, ANY INFORMATION, APPARATUS, METHOD OR PROCESS DISCLOSED IN THESE DRAWINGS. DRAWINGS MADE AVAILABLE FOR INFORMATION TO BIDDERS ARE NOT TO BE USED FOR OTHER PURPOSES, AND ARE TO BE RETURNED UPON REQUEST OF THE FORWARDING CONTRACTOR.

P THIS DRAWING PRODUCED ON PRO-ENGINEER

REV	DESCRIPTION	BY	DATE	CHK	DEPT	DATE	PE	REQ	DATE	ORNL	DOE	DATE
0	ORIGINAL ISSUE											
	REVISION OR ISSUE PURPOSE											

SCALE NOTED	DES	P. L. GORANSON	04/28/05
TOLERANCES UNLESS OTHERWISE SPECIFIED	DRW	G. H. JONES	04/28/05
FRACTIONS	CHK	S. PARSON	05/05
XX DECIMALS ±.03	SECT		
XXX DECIMALS ±.005	DEPT		
ANGLES ±0°15'	PE		
BREAK SHARP EDGES .06 MAX	CR		
FINISH .125 UNLESS OTHERWISE SPECIFIED	PJ		
	RED		
	PPPL	DRFT	

UT-BATTELLE		Oak Ridge National Laboratory managed for the DEPARTMENT OF ENERGY under U.S. GOVERNMENT CONTRACT DE-AC05-00OR22725 UT-BATTELLE, LLC, Oak Ridge, Tennessee	
PROJECT NAME			
NATIONAL COMPACT STELLARATOR EXPERIMENT			
VACUUM VESSEL HEATING/Cooling SUPPORT BRACKET B WELDMENT			
VERSION NO.	PLANT	BLOG	FL SHT OF TYPE CLASS
proj.version	X10	5700	3 1 1 B U
RELEASE LEVEL			
proj.release			
		SE123-171	
			REV 0