

---

**Customer: PRINCETON PLASMA PHYSICS LAB**

Contact: Mike Viola  
E-Mail: mviola@pppl.gov

Telephone: 609-243-3655  
Fax: 609-243-2021

**Part: /**

Drawing ID: SE121-014

Revision: 1C

Customer P.O.: S005243-F/Ln:3  
Serial No./Qty: Lot 3 / 1 Pc

Reported By: DOUG MCCORKLE  
E-Mail: dMcCorkle@MajorTool.com

Telephone: 317-636-6433  
Fax: 317-634-9420

Problem: The profile of the spacer is out of tolerance. the profile checks from -0.145 / +0.266. The area that is out of tolerance is about a 12" long area on the top flange side profile. Refer to attached graphical report.

---

**Proposed Disposition:**

SUBMITTING TO PPPL FOR REMEDIAL DISPOSITION

---

Number of additional pages: 1

---

**Customer Disposition:**     Use As Is     Rework     Repair     Scrap     Replace

**Technical Contact Approval:** \_\_\_\_\_

**Title:** \_\_\_\_\_ **Date:** \_\_\_\_\_

**Buyer Approval:** \_\_\_\_\_

**Title:** \_\_\_\_\_ **Date:** \_\_\_\_\_

**Major Tool Implemented By:** \_\_\_\_\_

**Title:** \_\_\_\_\_ **Date:** \_\_\_\_\_

# Verisurf Inspection Report

Verisurf Software, Inc  
1571 N. Harmony Circle  
Anaheim CA 92807  
714-970-1683  
www.verisurf.com

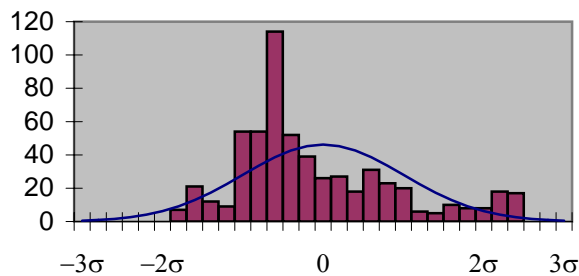
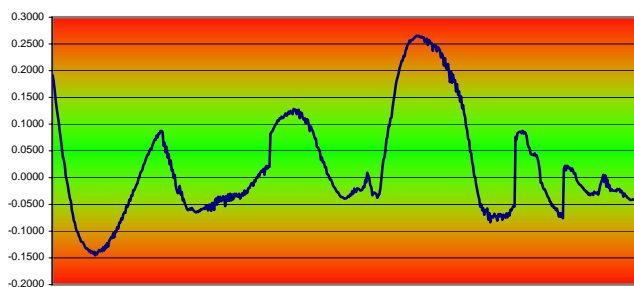
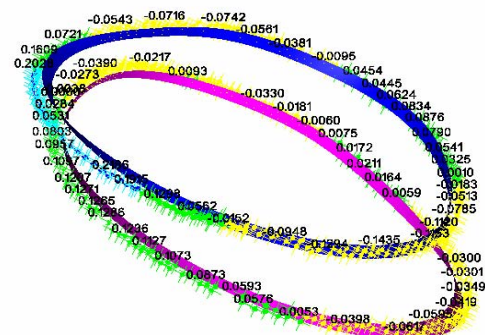
JOB NUMBER 65678-3  
PART NUMBER FIELD JOINT SPACER  
PART NAME  
INSPECTOR ROB DURHAM

DATE: 8/24/2006

STAMP: 

Probe Radius:	0.750	Total Points:	579
Upper Tol:	0.188	Number of OOT:	55
Lower Tol:	-0.188	Average Deviation:	0.01920
		Maximum Deviation:	0.26574
		Minimum Deviation:	-0.14522
Report Output:	Actual Points	Deviation Range:	0.41097

## FINAL PROFILE TOP FLANGE SIDE SURFACE



# Verisurf Inspection Report

Verisurf Software, Inc  
1571 N. Harmony Circle  
Anaheim CA 92807  
714-970-1683  
www.verisurf.com

ID	X	Y	Z	DEVIATION	OOT
Point 1	74.3754	-8.2505	-3.7408	0.1915	0.0040
Point 2	74.4898	-8.9142	-3.7307	0.1808	
Point 3	74.6133	-9.6494	-3.7974	0.1631	
Point 4	74.6713	-10.2605	-3.8184	0.1441	
Point 5	74.6825	-10.8328	-3.7590	0.1298	
Point 6	74.6872	-11.4530	-3.7430	0.1150	
Point 7	74.6644	-12.0362	-3.6890	0.1036	
Point 8	74.6333	-12.6265	-3.7241	0.0868	
Point 9	74.6372	-13.0406	-4.2003	0.0719	
Point 10	74.5412	-13.5167	-3.8913	0.0562	
Point 11	74.4562	-14.0123	-4.0186	0.0399	
Point 12	74.3700	-14.4524	-3.7212	0.0343	
Point 13	74.1895	-14.9974	-4.4913	0.0223	
Point 14	74.1490	-15.2908	-3.8729	0.0025	
Point 15	73.9951	-15.6502	-4.2685	-0.0049	
Point 16	73.9270	-16.0360	-3.7905	-0.0152	
Point 17	73.7410	-16.4457	-4.0175	-0.0274	
Point 18	73.5202	-16.9959	-4.0092	-0.0381	
Point 19	73.2231	-17.4518	-4.3866	-0.0444	
Point 20	73.0600	-18.0277	-3.9370	-0.0615	
Point 21	72.7662	-18.3608	-4.3167	-0.0683	
Point 22	72.5707	-18.8953	-3.9960	-0.0800	
Point 23	72.2707	-19.2151	-4.2873	-0.0847	
Point 24	71.9484	-19.9584	-3.9000	-0.0948	
Point 25	71.6060	-20.2179	-4.2634	-0.1003	
Point 26	71.4891	-20.7638	-3.6791	-0.1025	
Point 27	71.1058	-20.9108	-4.2173	-0.1095	
Point 28	70.8612	-21.4812	-3.8180	-0.1126	
Point 29	70.7068	-21.8976	-3.4631	-0.1196	
Point 30	70.4420	-21.7718	-4.1136	-0.1202	
Point 31	70.2401	-22.2408	-3.7521	-0.1210	
Point 32	69.9308	-22.2570	-4.2192	-0.1253	
Point 33	69.5357	-23.0823	-3.5791	-0.1294	
Point 34	69.2118	-23.0575	-4.0764	-0.1324	
Point 35	68.8683	-23.5355	-3.8305	-0.1320	
Point 36	68.5946	-23.9431	-3.5721	-0.1343	
Point 37	68.3104	-23.8032	-4.1369	-0.1377	
Point 38	68.0405	-24.3803	-3.5940	-0.1359	
Point 39	67.4409	-24.4840	-4.1184	-0.1407	
Point 40	67.2317	-24.9216	-3.6822	-0.1377	
Point 41	66.7559	-24.9964	-4.0587	-0.1417	
Point 42	66.3324	-25.4485	-3.7836	-0.1387	

# Verisurf Inspection Report

Verisurf Software, Inc  
1571 N. Harmony Circle  
Anaheim CA 92807  
714-970-1683  
www.verisurf.com

ID	X	Y	Z	DEVIATION	OOT
Point 43	66.0364	-25.2968	-4.2948	-0.1452	
Point 44	65.7029	-25.7243	-3.9342	-0.1403	
Point 45	65.1883	-25.8820	-4.1290	-0.1435	
Point 46	64.7542	-26.2888	-3.8429	-0.1383	
Point 47	63.7860	-26.7595	-3.8126	-0.1353	
Point 48	63.3143	-26.8214	-4.0329	-0.1380	
Point 49	62.8152	-27.0962	-3.9025	-0.1346	
Point 50	62.2787	-27.1414	-4.1506	-0.1377	
Point 51	61.8845	-27.5126	-3.7446	-0.1307	
Point 52	61.2188	-27.4256	-4.2424	-0.1363	
Point 53	60.9155	-27.7494	-3.8250	-0.1273	
Point 54	60.3855	-27.6875	-4.1689	-0.1318	
Point 55	59.7727	-28.0619	-3.7406	-0.1224	
Point 56	58.9290	-27.8724	-4.3734	-0.1291	
Point 57	58.6941	-28.1446	-3.9337	-0.1185	
Point 58	58.1041	-28.2478	-3.8840	-0.1153	
Point 59	57.3154	-28.3075	-3.9177	-0.1112	
Point 60	56.8495	-28.2347	-4.1257	-0.1129	
Point 61	56.3811	-28.4071	-3.8257	-0.1039	
Point 62	56.0826	-28.1564	-4.3640	-0.1120	
Point 63	55.7930	-28.4265	-3.8120	-0.1000	
Point 64	54.9926	-28.2349	-4.2130	-0.1018	
Point 65	54.7077	-28.4480	-3.7276	-0.0926	
Point 66	54.1071	-28.2088	-4.2004	-0.0956	
Point 67	53.5776	-28.3189	-3.8645	-0.0843	
Point 68	52.9299	-28.1645	-4.0843	-0.0842	
Point 69	52.2554	-28.2646	-3.6215	-0.0761	
Point 70	51.7689	-27.9593	-4.2332	-0.0785	
Point 71	51.3386	-28.0044	-3.9318	-0.0688	
Point 72	50.5359	-27.8026	-4.0849	-0.0648	
Point 73	50.0964	-27.5880	-4.4784	-0.0659	
Point 74	49.7547	-27.7366	-3.7948	-0.0533	
Point 75	49.2434	-27.5071	-4.1428	-0.0548	
Point 76	48.7047	-27.3436	-4.2614	-0.0513	
Point 77	48.3975	-27.3913	-3.8230	-0.0412	
Point 78	47.7704	-27.0855	-4.3239	-0.0432	
Point 79	47.3790	-27.0955	-3.8433	-0.0329	
Point 80	46.8831	-26.8370	-4.3101	-0.0340	
Point 81	46.5106	-26.8453	-3.7515	-0.0235	
Point 82	46.0761	-26.6393	-4.0449	-0.0231	
Point 83	45.5830	-26.4776	-4.0149	-0.0183	
Point 84	45.0751	-26.2830	-4.1056	-0.0139	

# Verisurf Inspection Report

Verisurf Software, Inc  
1571 N. Harmony Circle  
Anaheim CA 92807  
714-970-1683  
www.verisurf.com

ID	X	Y	Z	DEVIATION	OOT
Point 85	44.6053	-26.0645	-4.4644	-0.0106	
Point 86	44.2686	-26.0084	-3.9198	-0.0021	
Point 87	43.5731	-25.6997	-4.1865	0.0010	
Point 88	43.1297	-25.5383	-3.9155	0.0089	
Point 89	42.6729	-25.3280	-4.0544	0.0119	
Point 90	42.1758	-25.0963	-4.2750	0.0155	
Point 91	41.8155	-24.9375	-3.7654	0.0231	
Point 92	41.3143	-24.6879	-3.9750	0.0264	
Point 93	40.8296	-24.4431	-4.0106	0.0325	
Point 94	40.3328	-24.1670	-3.8355	0.0377	
Point 95	39.9048	-23.9611	-4.1516	0.0429	
Point 96	39.7648	-23.8246	-3.6285	0.0434	
Point 97	39.3314	-23.5937	-3.8108	0.0501	
Point 98	38.8324	-23.3262	-4.0283	0.0541	
Point 99	38.7059	-23.1617	-3.5720	0.0535	
Point 100	38.2535	-22.8994	-3.7245	0.0610	
Point 101	37.7925	-22.6063	-3.8103	0.0652	
Point 102	37.1607	-22.1935	-3.9474	0.0712	
Point 103	36.8427	-21.7971	-3.5050	0.0704	
Point 104	36.4108	-21.5736	-3.8455	0.0790	
Point 105	36.1837	-21.2290	-3.4963	0.0753	
Point 106	35.8883	-21.1591	-3.9403	0.0826	
Point 107	35.5347	-20.6651	-3.6084	0.0821	
Point 108	34.9688	-20.4126	-4.2462	0.0876	
Point 109	34.8779	-20.0946	-3.8541	0.0874	
Point 110	34.4068	-19.5744	-3.9492	0.0856	
Point 111	73.1586	-19.3810	1.2420	0.0593	
Point 112	73.0510	-19.5567	1.7915	0.0651	
Point 113	72.9902	-20.2403	1.2470	0.0472	
Point 114	72.8541	-20.5948	1.9437	0.0576	
Point 115	72.7546	-21.1358	1.3651	0.0374	
Point 116	72.6761	-21.3825	1.8117	0.0443	
Point 117	72.4915	-21.9616	1.4893	0.0248	
Point 118	72.3823	-22.3431	1.9036	0.0321	
Point 119	72.1083	-22.8456	1.1360	0.0134	
Point 120	72.1372	-22.9584	1.7345	0.0149	
Point 121	71.8613	-23.4339	1.3338	-0.0006	
Point 122	71.7186	-23.9536	1.8526	0.0053	
Point 123	71.4958	-24.1619	1.3928	-0.0150	
Point 124	71.2024	-24.6874	1.4207	-0.0232	
Point 125	70.8603	-25.0799	1.1644	-0.0292	
Point 126	70.8079	-25.4208	1.5927	-0.0267	

# Verisurf Inspection Report

Verisurf Software, Inc  
1571 N. Harmony Circle  
Anaheim CA 92807  
714-970-1683  
www.verisurf.com

ID	X	Y	Z	DEVIATION	OOT
Point 127	70.5719	-25.9628	1.8653	-0.0153	
Point 128	70.2689	-26.0966	1.4388	-0.0318	
Point 129	70.0670	-26.6108	1.7811	-0.0267	
Point 130	69.5902	-26.8517	1.3123	-0.0428	
Point 131	69.5038	-27.2370	1.6798	-0.0398	
Point 132	69.0203	-27.5082	1.3461	-0.0489	
Point 133	68.6572	-27.8796	1.3492	-0.0526	
Point 134	68.1786	-28.1883	1.1850	-0.0579	
Point 135	68.0182	-28.6280	1.5252	-0.0610	
Point 136	67.0406	-29.0550	1.1162	-0.0601	
Point 137	67.0543	-29.5372	1.6343	-0.0576	
Point 138	66.6031	-29.5364	1.2925	-0.0599	
Point 139	66.2646	-30.2735	1.7917	-0.0567	
Point 140	65.7503	-30.0496	1.2518	-0.0597	
Point 141	65.3362	-30.9746	1.8901	-0.0617	
Point 142	64.9773	-30.6648	1.4192	-0.0638	
Point 143	64.6297	-31.0313	1.5876	-0.0651	
Point 144	64.2812	-31.5193	1.8645	-0.0635	
Point 145	63.9318	-31.0251	1.2882	-0.0644	
Point 146	63.5930	-31.7341	1.7769	-0.0619	
Point 147	63.0569	-31.5823	1.4699	-0.0627	
Point 148	62.6205	-32.0421	1.7215	-0.0588	
Point 149	62.0324	-31.7674	1.3460	-0.0595	
Point 150	61.6581	-32.4119	1.7810	-0.0589	
Point 151	61.0145	-31.9977	1.3278	-0.0568	
Point 152	60.4220	-32.6775	1.7662	-0.0584	
Point 153	59.9053	-32.3922	1.4792	-0.0526	
Point 154	59.3628	-32.5365	1.5363	-0.0522	
Point 155	58.9793	-32.9729	1.8405	-0.0614	
Point 156	58.7786	-32.3770	1.3724	-0.0507	
Point 157	58.4083	-32.6986	1.5991	-0.0506	
Point 158	58.0667	-33.1442	1.9263	-0.0620	
Point 159	57.8595	-32.6590	1.5533	-0.0475	
Point 160	57.3672	-32.8094	1.6674	-0.0477	
Point 161	57.0717	-33.2126	1.9795	-0.0606	
Point 162	56.8154	-32.4983	1.4404	-0.0419	
Point 163	56.2758	-32.6789	1.6045	-0.0389	
Point 164	55.9045	-33.0321	1.9038	-0.0506	
Point 165	55.6466	-32.6354	1.6172	-0.0357	
Point 166	55.1684	-32.8741	1.8522	-0.0454	
Point 167	54.7954	-32.1600	1.3352	-0.0357	
Point 168	54.0428	-32.6299	1.8192	-0.0441	

# Verisurf Inspection Report

Verisurf Software, Inc  
1571 N. Harmony Circle  
Anaheim CA 92807  
714-970-1683  
www.verisurf.com

ID	X	Y	Z	DEVIATION	OOT
Point 169	53.5461	-32.4794	1.7880	-0.0424	
Point 170	53.3890	-31.8655	1.3194	-0.0349	
Point 171	53.0983	-32.2333	1.6786	-0.0366	
Point 172	52.5980	-32.4251	1.9501	-0.0535	
Point 173	52.2328	-31.9317	1.6326	-0.0344	
Point 174	51.4811	-31.9313	1.8423	-0.0437	
Point 175	51.2638	-31.5339	1.5679	-0.0312	
Point 176	50.7116	-31.5730	1.7904	-0.0435	
Point 177	50.3559	-30.8957	1.3061	-0.0301	
Point 178	49.8457	-31.2433	1.8245	-0.0425	
Point 179	49.4633	-30.7652	1.5423	-0.0314	
Point 180	48.8257	-30.7085	1.7891	-0.0404	
Point 181	48.4431	-30.2063	1.4841	-0.0303	
Point 182	47.9288	-30.0839	1.6486	-0.0351	
Point 183	47.5815	-29.6654	1.4062	-0.0300	
Point 184	47.0829	-29.5495	1.6133	-0.0348	
Point 185	46.6342	-29.2873	1.6430	-0.0358	
Point 186	46.3529	-28.9017	1.3843	-0.0300	
Point 187	46.0439	-28.9838	1.7737	-0.0394	
Point 188	45.4787	-28.4652	1.6226	-0.0337	
Point 189	45.0588	-28.0409	1.4470	-0.0290	
Point 190	44.5685	-27.7845	1.6724	-0.0337	
Point 191	44.1057	-27.2191	1.2835	-0.0241	
Point 192	43.7901	-27.1314	1.6816	-0.0312	
Point 193	43.4444	-26.7431	1.4536	-0.0246	
Point 194	43.0300	-26.4635	1.7204	-0.0286	
Point 195	42.5316	-25.9424	1.4822	-0.0197	
Point 196	42.1324	-25.5932	1.6098	-0.0196	
Point 197	41.7147	-25.1804	1.5540	-0.0156	
Point 198	41.3428	-24.8073	1.4636	-0.0108	
Point 199	40.9561	-24.4180	1.4966	-0.0098	
Point 200	40.6665	-24.1116	1.8671	-0.0153	
Point 201	40.2903	-23.7244	1.3971	-0.0048	
Point 202	39.9690	-23.3497	1.7213	-0.0068	
Point 203	39.5926	-22.9574	1.4305	-0.0002	
Point 204	39.2014	-22.4670	1.7175	-0.0003	
Point 205	38.7857	-22.0253	1.4197	0.0059	
Point 206	38.5666	-21.6912	1.7921	0.0035	
Point 207	38.2849	-21.4523	1.2816	0.0099	
Point 208	37.9291	-20.9934	1.3841	0.0128	
Point 209	37.5658	-20.4682	1.6656	0.0113	
Point 210	37.1881	-20.0349	1.4614	0.0164	

# Verisurf Inspection Report

Verisurf Software, Inc  
1571 N. Harmony Circle  
Anaheim CA 92807  
714-970-1683  
www.verisurf.com

ID	X	Y	Z	DEVIATION	OOT
Point 211	36.9430	-19.5808	1.9927	0.0053	
Point 212	36.6545	-19.3154	1.5322	0.0186	
Point 213	36.2854	-18.8664	1.3565	0.0220	
Point 214	36.1599	-18.5739	1.8045	0.0168	
Point 215	35.7858	-18.0970	1.6148	0.0211	
Point 216	35.4722	-17.6142	1.7130	0.0199	
Point 217	73.3170	-17.1988	1.4144	0.0822	
Point 218	73.1770	-17.0442	1.9037	0.0855	
Point 219	73.2620	-16.5784	1.5885	0.0873	
Point 220	73.1644	-16.0266	1.8064	0.0915	
Point 221	73.2728	-15.5674	1.3955	0.0959	
Point 222	73.1500	-14.9154	1.5530	0.0995	
Point 223	72.9958	-14.4825	1.7939	0.1015	
Point 224	73.0513	-13.6993	1.3376	0.1073	
Point 225	72.7493	-13.3666	1.8731	0.1059	
Point 226	72.8724	-13.0512	1.4433	0.1106	
Point 227	72.5275	-12.5223	1.8968	0.1099	
Point 228	72.6718	-12.1842	1.4009	0.1142	
Point 229	72.3926	-11.9905	1.8513	0.1112	
Point 230	72.6029	-11.5869	1.1723	0.1127	
Point 231	72.3244	-11.2782	1.5293	0.1169	
Point 232	72.1832	-10.7866	1.4641	0.1203	
Point 233	71.8846	-10.6691	1.9302	0.1157	
Point 234	71.7386	-10.1803	1.8275	0.1184	
Point 235	71.8103	-9.6468	1.2880	0.1236	
Point 236	71.3997	-9.5201	1.8954	0.1197	
Point 237	71.3128	-8.9566	1.5732	0.1250	
Point 238	70.8446	-8.4404	1.8829	0.1213	
Point 239	70.4121	-7.8370	2.0012	0.1187	
Point 240	70.3792	-7.2550	1.4976	0.1286	
Point 241	69.7682	-6.0832	1.1914	0.1265	
Point 242	69.2125	-5.7295	1.5917	0.1270	
Point 243	68.8641	-5.6173	1.9432	0.1188	
Point 244	68.7055	-5.1236	1.5959	0.1257	
Point 245	68.3879	-4.5574	1.3475	0.1271	
Point 246	67.7402	-4.4242	2.0171	0.1113	
Point 247	67.4842	-3.7727	1.5184	0.1221	
Point 248	67.1304	-3.2961	1.3226	0.1207	
Point 249	66.5954	-3.2012	1.8377	0.1115	
Point 250	66.2566	-2.3948	1.0800	0.1084	
Point 251	65.6587	-2.3317	1.6833	0.1108	
Point 252	65.2149	-2.1934	1.9707	0.1017	



# Verisurf Inspection Report

Verisurf Software, Inc  
1571 N. Harmony Circle  
Anaheim CA 92807  
714-970-1683  
www.verisurf.com

ID	X	Y	Z	DEVIATION	OOT
Point 253	65.0394	-1.6366	1.2971	0.1097	
Point 254	64.2975	-1.1812	1.3461	0.1078	
Point 255	63.8256	-0.7843	1.1368	0.0978	
Point 256	62.7695	-0.6438	1.9478	0.0870	
Point 257	62.3642	-0.1220	1.3642	0.0957	
Point 258	61.7013	0.1354	1.4715	0.0889	
Point 259	61.1479	0.4488	1.3294	0.0876	
Point 260	60.4355	0.7654	1.2555	0.0803	
Point 261	60.0468	0.7513	1.6195	0.0731	
Point 262	59.5144	1.0317	1.4127	0.0729	
Point 263	59.0777	1.3126	1.0368	0.0577	
Point 264	58.1230	1.3808	1.6414	0.0563	
Point 265	57.2879	1.7267	1.3025	0.0531	
Point 266	56.7798	1.8122	1.4248	0.0485	
Point 267	56.0966	1.8101	1.9583	0.0329	
Point 268	55.7032	2.0351	1.4831	0.0378	
Point 269	55.3270	2.2143	1.0686	0.0284	
Point 270	54.6839	2.2463	1.4296	0.0296	
Point 271	54.1600	2.2471	1.8181	0.0191	
Point 272	54.0726	2.4106	1.1344	0.0203	
Point 273	52.7385	2.4563	1.9251	0.0068	
Point 274	52.2180	2.6388	1.1813	0.0060	
Point 275	51.5632	2.6791	1.3674	0.0027	
Point 276	51.1754	2.6513	1.9370	-0.0033	
Point 277	50.7155	2.7415	1.4427	-0.0038	
Point 278	50.2102	2.7836	1.3083	-0.0084	
Point 279	49.6506	2.7821	1.8631	-0.0142	
Point 280	49.1401	2.8072	1.9558	-0.0175	
Point 281	48.5881	2.8317	1.4982	-0.0198	
Point 282	48.0031	2.8340	1.4168	-0.0236	
Point 283	47.5186	2.8458	1.8329	-0.0267	
Point 284	47.1112	2.8146	1.3285	-0.0273	
Point 285	46.5317	2.8143	1.6158	-0.0309	
Point 286	45.8720	2.7748	1.5392	-0.0343	
Point 287	45.3786	2.7577	1.6519	-0.0362	
Point 288	45.1436	2.6655	1.1530	-0.0362	
Point 289	44.6986	2.6793	1.5108	-0.0373	
Point 290	44.0241	2.5309	1.1676	-0.0392	
Point 291	43.5246	2.4783	1.2701	-0.0390	
Point 292	42.9654	2.4542	1.5500	-0.0387	
Point 293	42.2736	2.1951	1.1338	-0.0375	
Point 294	41.9241	2.2527	1.5797	-0.0341	

# Verisurf Inspection Report

Verisurf Software, Inc  
1571 N. Harmony Circle  
Anaheim CA 92807  
714-970-1683  
www.verisurf.com

ID	X	Y	Z	DEVIATION	OOT
Point 295	41.4679	1.9735	1.1094	-0.0359	
Point 296	40.9087	1.9231	1.4436	-0.0313	
Point 297	40.1942	1.5128	1.0741	-0.0331	
Point 298	39.8364	1.5353	1.4764	-0.0254	
Point 299	39.4584	1.1855	1.0901	-0.0301	
Point 300	39.0140	1.1665	1.5374	-0.0205	
Point 301	38.8717	0.8823	1.1130	-0.0261	
Point 302	38.3755	0.5415	1.0465	-0.0267	
Point 303	38.0003	0.4874	1.4370	-0.0199	
Point 304	37.5206	0.2633	1.6912	-0.0209	
Point 305	37.2580	-0.1714	1.2904	-0.0217	
Point 306	36.8912	-0.2516	1.7459	-0.0241	
Point 307	36.6964	-0.6287	1.4095	-0.0239	
Point 308	36.4286	-1.0486	1.1473	-0.0228	
Point 309	36.0206	-1.1790	1.7321	-0.0166	
Point 310	35.8535	-1.5734	1.4031	-0.0181	
Point 311	35.4752	-1.8856	1.7266	-0.0043	
Point 312	35.2563	-2.4592	1.2865	-0.0087	
Point 313	34.8658	-2.7512	1.8802	0.0093	
Point 314	34.7562	-3.1276	1.5668	0.0042	
Point 315	34.5496	-3.5891	1.4587	-0.0024	
Point 316	34.4197	-4.0233	1.1687	-0.0143	
Point 317	34.2107	-4.2895	1.5460	-0.0183	
Point 318	34.1281	-4.7453	1.0768	-0.0331	
Point 319	33.9952	-4.7850	1.6205	-0.0286	
Point 320	33.8035	-5.2699	1.6422	-0.0279	
Point 321	33.6891	-5.7088	1.4021	-0.0297	
Point 322	33.5463	-6.1890	1.2953	-0.0302	
Point 323	73.5393	-17.0603	-3.8007	-0.0377	
Point 324	73.4907	-16.9240	-4.2922	-0.0336	
Point 325	73.6910	-16.6076	-3.9495	-0.0302	
Point 326	73.8648	-16.1358	-3.9683	-0.0204	
Point 327	74.0906	-15.5507	-3.7106	-0.0005	
Point 328	74.2551	-14.8252	-4.2550	0.0193	
Point 329	74.3555	-14.5250	-3.7028	0.0331	
Point 330	74.4268	-14.1620	-4.2000	0.0389	
Point 331	74.4981	-13.7668	-3.8181	0.0507	
Point 332	74.5611	-13.2497	-3.6329	0.0717	
Point 333	74.6388	-12.8833	-3.9845	0.0763	
Point 334	74.6278	-12.4523	-3.5946	0.0960	
Point 335	74.7116	-12.1737	-4.0076	0.0965	
Point 336	74.6345	-11.9410	-3.5193	0.1107	

# Verisurf Inspection Report

Verisurf Software, Inc  
1571 N. Harmony Circle  
Anaheim CA 92807  
714-970-1683  
www.verisurf.com

ID	X	Y	Z	DEVIATION	OOT
Point 337	74.7018	-11.5352	-3.8092	0.1127	
Point 338	74.6602	-10.9980	-3.6477	0.1299	
Point 339	74.6239	-10.4566	-3.6187	0.1432	
Point 340	74.6456	-9.9077	-3.8184	0.1555	
Point 341	74.6833	-9.3970	-4.0583	0.1703	
Point 342	74.4972	-8.9374	-3.7382	0.1808	
Point 343	74.5346	-8.4785	-3.9938	0.1880	0.0005
Point 344	74.3495	-8.0326	-3.7784	0.1949	0.0074
Point 345	74.1860	-7.4654	-3.7176	0.2045	0.0170
Point 346	74.1672	-6.9930	-3.9050	0.2098	0.0223
Point 347	73.8621	-6.7268	-3.5280	0.2182	0.0307
Point 348	73.9138	-6.1600	-3.9007	0.2186	0.0311
Point 349	73.4499	-5.8106	-3.4154	0.2276	0.0401
Point 350	73.5769	-5.4209	-3.8016	0.2270	0.0395
Point 351	73.1336	-5.0726	-3.4212	0.2382	0.0507
Point 352	73.2243	-4.4356	-3.8885	0.2421	0.0546
Point 353	72.8297	-4.2230	-3.5566	0.2488	0.0613
Point 354	72.8209	-3.5696	-3.9199	0.2509	0.0634
Point 355	72.3244	-3.3308	-3.5583	0.2566	0.0691
Point 356	72.2728	-2.7572	-3.8466	0.2544	0.0669
Point 357	71.8560	-2.4460	-3.6600	0.2575	0.0700
Point 358	71.6477	-1.9369	-3.7907	0.2577	0.0702
Point 359	71.2084	-1.6837	-3.6023	0.2599	0.0724
Point 360	70.9335	-0.9470	-3.8504	0.2624	0.0749
Point 361	70.4822	-0.7124	-3.6914	0.2637	0.0762
Point 362	70.1262	-0.1217	-3.8311	0.2657	0.0782
Point 363	70.0396	0.3418	-4.0603	0.2645	0.0770
Point 364	69.5891	0.2465	-3.7490	0.2656	0.0781
Point 365	69.1180	0.2545	-3.4994	0.2635	0.0760
Point 366	69.2603	0.9325	-3.9965	0.2622	0.0747
Point 367	68.7920	0.9736	-3.7884	0.2637	0.0762
Point 368	68.3340	0.7995	-3.4565	0.2616	0.0741
Point 369	68.2986	1.2583	-3.7356	0.2622	0.0747
Point 370	68.4554	1.7136	-4.0944	0.2536	0.0661
Point 371	68.0106	1.6572	-3.8622	0.2585	0.0710
Point 372	67.7416	1.3455	-3.5436	0.2603	0.0728
Point 373	68.0674	2.1002	-4.1680	0.2478	0.0603
Point 374	67.2738	1.5907	-3.5081	0.2574	0.0699
Point 375	67.1222	2.0558	-3.7567	0.2553	0.0678
Point 376	66.5842	1.9271	-3.4637	0.2515	0.0640
Point 377	66.3708	2.5386	-3.8015	0.2513	0.0638
Point 378	66.2633	3.1506	-4.1812	0.2372	0.0497

# Verisurf Inspection Report

Verisurf Software, Inc  
1571 N. Harmony Circle  
Anaheim CA 92807  
714-970-1683  
www.verisurf.com

ID	X	Y	Z	DEVIATION	OOT
Point 379	65.8141	2.9949	-3.9273	0.2477	0.0602
Point 380	65.4977	2.4997	-3.4770	0.2451	0.0576
Point 381	65.3569	3.2095	-3.9350	0.2470	0.0595
Point 382	65.0438	3.6160	-4.1356	0.2360	0.0485
Point 383	64.5599	3.0869	-3.6139	0.2440	0.0565
Point 384	64.0662	3.3232	-3.6546	0.2416	0.0541
Point 385	63.9336	3.7910	-3.9725	0.2378	0.0503
Point 386	63.4985	4.1155	-4.1197	0.2245	0.0370
Point 387	63.1709	3.5157	-3.5787	0.2320	0.0445
Point 388	62.9808	4.0903	-3.9887	0.2269	0.0394
Point 389	62.6697	4.4285	-4.1967	0.2097	0.0222
Point 390	62.2647	4.1110	-3.8638	0.2233	0.0358
Point 391	62.0517	4.5252	-4.1669	0.2053	0.0178
Point 392	61.3972	4.5712	-4.1040	0.2028	0.0153
Point 393	61.1385	4.1797	-3.7282	0.2126	0.0251
Point 394	60.8969	4.6559	-4.1081	0.1981	0.0106
Point 395	60.5310	4.9401	-4.3189	0.1785	
Point 396	60.1571	4.5659	-3.9412	0.1979	0.0104
Point 397	59.8505	4.9208	-4.2409	0.1772	
Point 398	59.5902	4.5311	-3.8529	0.1930	0.0055
Point 399	59.1187	4.7762	-4.0527	0.1796	
Point 400	58.7410	4.4954	-3.7523	0.1823	
Point 401	58.3972	4.9762	-4.2254	0.1609	
Point 402	58.0877	4.5510	-3.7733	0.1746	
Point 403	57.7855	4.9214	-4.1671	0.1547	
Point 404	57.4404	4.5428	-3.7538	0.1616	
Point 405	56.9799	4.8914	-4.1580	0.1423	
Point 406	56.7168	4.5463	-3.7598	0.1518	
Point 407	56.2583	4.8548	-4.1667	0.1298	
Point 408	55.9169	4.5241	-3.7736	0.1358	
Point 409	55.4467	4.6896	-4.0435	0.1207	
Point 410	54.8386	4.4053	-3.7288	0.1127	
Point 411	54.2856	4.5474	-4.0540	0.0955	
Point 412	53.7373	4.2922	-3.7636	0.0893	
Point 413	53.3537	4.4553	-4.1820	0.0721	
Point 414	52.8779	4.1277	-3.7171	0.0695	
Point 415	52.2638	4.1982	-4.1526	0.0487	
Point 416	51.8941	3.9518	-3.7567	0.0455	
Point 417	51.3432	3.9186	-4.0260	0.0288	
Point 418	50.8511	3.6965	-3.7071	0.0209	
Point 419	50.4160	3.7268	-4.2646	0.0041	
Point 420	49.9318	3.4460	-3.6248	0.0002	

# Verisurf Inspection Report

Verisurf Software, Inc  
1571 N. Harmony Circle  
Anaheim CA 92807  
714-970-1683  
www.verisurf.com

ID	X	Y	Z	DEVIATION	OOT
Point 421	49.3193	3.3424	-4.0111	-0.0134	
Point 422	48.7982	3.1659	-3.8993	-0.0225	
Point 423	48.2866	3.0183	-4.1184	-0.0332	
Point 424	47.5269	2.7502	-3.8153	-0.0399	
Point 425	47.0057	2.5576	-4.2587	-0.0543	
Point 426	46.6095	2.4288	-3.7799	-0.0502	
Point 427	46.2363	2.2594	-4.2413	-0.0611	
Point 428	45.8243	2.1215	-3.9450	-0.0570	
Point 429	45.2034	1.8262	-4.3389	-0.0695	
Point 430	44.8518	1.7359	-3.8733	-0.0607	
Point 431	44.2377	1.4612	-3.9844	-0.0628	
Point 432	43.6858	1.2532	-3.8081	-0.0576	
Point 433	43.2225	0.9400	-4.4199	-0.0784	
Point 434	42.8457	0.8523	-3.9143	-0.0661	
Point 435	42.3962	0.5469	-4.4706	-0.0835	
Point 436	42.0122	0.4223	-4.1426	-0.0721	
Point 437	41.7555	0.3920	-3.6241	-0.0719	
Point 438	41.4657	0.1468	-4.2109	-0.0746	
Point 439	40.9213	-0.0500	-3.8277	-0.0675	
Point 440	40.5596	-0.2850	-4.1065	-0.0716	
Point 441	39.9562	-0.6027	-4.1208	-0.0729	
Point 442	39.5520	-0.8683	-4.3925	-0.0806	
Point 443	39.0972	-1.0281	-3.8416	-0.0681	
Point 444	38.7462	-1.2834	-4.1183	-0.0726	
Point 445	38.2323	-1.5400	-3.7340	-0.0680	
Point 446	37.9003	-1.8032	-4.0229	-0.0705	
Point 447	37.6803	-2.0108	-4.4366	-0.0791	
Point 448	37.1197	-2.3175	-3.6806	-0.0691	
Point 449	36.6959	-2.7173	-4.2150	-0.0732	
Point 450	36.2771	-3.0854	-4.3255	-0.0749	
Point 451	35.9707	-3.3209	-3.8168	-0.0669	
Point 452	35.7253	-3.6074	-4.3533	-0.0742	
Point 453	35.2510	-4.0916	-3.9100	-0.0662	
Point 454	34.9512	-4.4735	-4.3618	-0.0710	
Point 455	34.5773	-4.9653	-4.0054	-0.0601	
Point 456	34.2341	-5.4915	-4.2676	-0.0610	
Point 457	33.9226	-6.0428	-4.0563	-0.0561	
Point 458	33.6831	-6.5233	-3.9975	-0.0530	
Point 459	33.5068	-6.8817	-4.3063	-0.0540	
Point 460	36.5536	-21.6941	-3.8585	0.0765	
Point 461	36.2046	-21.6340	-4.4786	0.0711	
Point 462	35.8943	-21.2315	-4.0944	0.0831	

# Verisurf Inspection Report

Verisurf Software, Inc  
1571 N. Harmony Circle  
Anaheim CA 92807  
714-970-1683  
www.verisurf.com

ID	X	Y	Z	DEVIATION	OOT
Point 463	35.6548	-20.8816	-3.8031	0.0849	
Point 464	35.3558	-20.8453	-4.3327	0.0859	
Point 465	35.2824	-20.5546	-3.8938	0.0860	
Point 466	35.0968	-20.1887	-3.5904	0.0828	
Point 467	34.6350	-19.9322	-4.0619	0.0877	
Point 468	34.2061	-19.6249	-4.4285	0.0824	
Point 469	34.2631	-19.2544	-3.7600	0.0855	
Point 470	33.8655	-18.9681	-4.1725	0.0834	
Point 471	33.5447	-18.3424	-4.0639	0.0774	
Point 472	33.0750	-17.4994	-4.1944	0.0624	
Point 473	32.9385	-17.0248	-4.0752	0.0570	
Point 474	33.0330	-16.6485	-3.5356	0.0548	
Point 475	32.5595	-16.0612	-4.2634	0.0445	
Point 476	32.7028	-15.5606	-3.5599	0.0428	
Point 477	32.4078	-15.1931	-4.1627	0.0429	
Point 478	32.4723	-14.8162	-3.7840	0.0418	
Point 479	32.2273	-14.3160	-4.3569	0.0454	
Point 480	32.3517	-13.8437	-3.8077	0.0403	
Point 481	32.1995	-13.5295	-4.2997	0.0419	
Point 482	32.3004	-13.1592	-3.8986	0.0344	
Point 483	32.1870	-12.8826	-4.3877	0.0258	
Point 484	32.3219	-12.3160	-3.9067	0.0147	
Point 485	32.2828	-11.8604	-4.3175	-0.0095	
Point 486	32.3992	-11.5946	-3.8305	-0.0095	
Point 487	32.3343	-11.1444	-4.4625	-0.0169	
Point 488	32.4090	-10.6223	-4.4860	-0.0218	
Point 489	32.5412	-10.2530	-3.9925	-0.0216	
Point 490	32.6257	-9.7215	-4.1204	-0.0266	
Point 491	32.7659	-9.2171	-3.8706	-0.0308	
Point 492	32.7815	-8.9655	-4.3492	-0.0363	
Point 493	32.9258	-8.5952	-3.8758	-0.0381	
Point 494	32.9945	-8.2563	-4.2683	-0.0443	
Point 495	33.1511	-7.8553	-3.9304	-0.0457	
Point 496	33.2796	-7.4100	-4.4646	-0.0532	
Point 497	33.4244	-7.1088	-4.0322	-0.0507	
Point 498	33.6601	-6.5512	-4.2739	-0.0563	
Point 499	33.8968	-6.0928	-4.0466	-0.0561	
Point 500	34.1773	-5.5853	-4.2674	-0.0608	
Point 501	34.4737	-5.1176	-3.9213	-0.0580	
Point 502	34.8197	-4.6332	-4.0106	-0.0649	
Point 503	35.0716	-4.3271	-4.3680	-0.0728	
Point 504	35.2050	-4.1440	-3.8548	-0.0661	

# Verisurf Inspection Report

Verisurf Software, Inc  
1571 N. Harmony Circle  
Anaheim CA 92807  
714-970-1683  
www.verisurf.com

ID	X	Y	Z	DEVIATION	OOT
Point 505	35.4617	-3.8790	-4.2929	-0.0734	
Point 506	35.5922	-3.7055	-3.8121	-0.0665	
Point 507	35.8383	-3.5029	-4.4674	-0.0757	
Point 508	36.6184	-19.2171	1.7301	0.0164	
Point 509	36.2085	-18.7419	1.4258	0.0223	
Point 510	36.1136	-18.4829	1.9065	0.0136	
Point 511	35.6263	-17.8829	1.5566	0.0224	
Point 512	34.9562	-16.8435	1.6151	0.0212	
Point 513	34.7964	-16.6987	1.1403	0.0172	
Point 514	34.6742	-16.3481	1.7226	0.0183	
Point 515	34.3716	-15.7647	1.9259	0.0127	
Point 516	34.2580	-15.6653	1.4296	0.0172	
Point 517	34.0851	-15.2543	1.7461	0.0140	
Point 518	33.8339	-14.8371	1.1298	0.0075	
Point 519	33.6657	-14.3719	1.4554	0.0085	
Point 520	33.3025	-13.2845	1.7871	-0.0005	
Point 521	33.1982	-12.9817	1.1962	-0.0060	
Point 522	33.0684	-12.3626	1.8531	-0.0087	
Point 523	33.0020	-12.0271	1.2130	-0.0124	
Point 524	32.9305	-11.5062	1.3748	-0.0132	
Point 525	32.8839	-11.0969	1.8450	-0.0148	
Point 526	32.8847	-10.8879	1.1928	-0.0181	
Point 527	32.8545	-10.5840	1.8412	-0.0187	
Point 528	32.8662	-10.1442	1.3886	-0.0230	
Point 529	32.8526	-9.8728	1.8389	-0.0231	
Point 530	32.8895	-9.6605	1.2536	-0.0270	
Point 531	32.8874	-9.3389	1.7070	-0.0264	
Point 532	32.9590	-8.8602	1.3158	-0.0315	
Point 533	32.9452	-8.6878	1.8230	-0.0293	
Point 534	33.0302	-8.3343	1.3530	-0.0330	
Point 535	33.0562	-7.9487	1.8112	-0.0299	
Point 536	33.2043	-7.3131	1.6016	-0.0293	
Point 537	33.3389	-6.9308	1.2405	-0.0323	
Point 538	33.3299	-6.7221	1.7626	-0.0262	
Point 539	33.5292	-6.1279	1.5451	-0.0283	
Point 540	33.7035	-5.6328	1.4757	-0.0294	
Point 541	33.8374	-5.0142	1.9769	-0.0277	
Point 542	34.0913	-4.6770	1.3867	-0.0317	
Point 543	34.1154	-4.3796	1.8247	-0.0239	
Point 544	34.3824	-4.0482	1.2727	-0.0142	
Point 545	34.3380	-3.7766	1.9499	-0.0082	
Point 546	34.5901	-3.5168	1.4490	-0.0029	

# Verisurf Inspection Report

Verisurf Software, Inc  
1571 N. Harmony Circle  
Anaheim CA 92807  
714-970-1683  
www.verisurf.com

ID	X	Y	Z	DEVIATION	OOT
Point 547	34.7383	-3.0872	1.6990	0.0054	
Point 548	35.0320	-2.8332	1.2582	-0.0081	
Point 549	35.0621	-2.4997	1.7438	0.0045	
Point 550	35.4436	-2.2645	1.1514	-0.0169	
Point 551	35.3982	-1.9917	1.7358	-0.0034	
Point 552	35.7123	-1.7621	1.3948	-0.0179	
Point 553	35.8370	-1.3143	1.8917	-0.0137	
Point 554	36.2657	-1.2430	1.1258	-0.0251	
Point 555	36.2905	-0.9413	1.6081	-0.0211	
Point 556	36.6817	-0.7486	1.2195	-0.0241	
Point 557	36.6371	-0.4977	1.7487	-0.0244	
Point 558	37.2408	-0.2507	1.1782	-0.0248	
Point 559	37.4424	0.2530	1.7933	-0.0240	
Point 560	37.9196	0.2680	1.1341	-0.0255	
Point 561	37.9948	0.6071	1.6777	-0.0210	
Point 562	38.4805	0.7534	1.3331	-0.0225	
Point 563	38.7957	1.0996	1.6540	-0.0212	
Point 564	39.2341	1.1291	1.2163	-0.0274	
Point 565	39.5070	1.5011	1.7377	-0.0245	
Point 566	40.0016	1.6260	1.5323	-0.0282	
Point 567	40.3590	1.5530	1.0142	-0.0358	
Point 568	40.4900	1.8927	1.7333	-0.0297	
Point 569	40.9383	1.8990	1.3590	-0.0337	
Point 570	41.2515	2.1890	1.9074	-0.0346	
Point 571	41.6781	2.1185	1.3685	-0.0375	
Point 572	42.0876	2.3884	1.9136	-0.0386	
Point 573	42.5855	2.3394	1.4008	-0.0404	
Point 574	43.0820	2.5318	1.7876	-0.0417	
Point 575	43.7230	2.5112	1.2898	-0.0414	
Point 576	43.8507	2.6325	1.7636	-0.0415	
Point 577	44.3681	2.5978	1.2809	-0.0405	
Point 578	44.5982	2.7379	1.9164	-0.0409	
Point 579	44.8717	2.6743	1.3979	-0.0398	



# Verisurf Inspection Report

Verisurf Software, Inc  
1571 N. Harmony Circle  
Anaheim CA 92807  
714-970-1683  
www.verisurf.com

## Verisurf Summary Report

	<b>Neg</b>	<b>Nom</b>	<b>Pos</b>	<b>Total</b>	<b>Pct</b>
<b>In Tolerance:</b>	325	0	199	524	90.50
<b>Out of Tolerance:</b>	0		55	55	9.50
<b>Failed Points:</b>					
<b>Total Points:</b>	325	0	254	579	100.00

	<b>DX</b>	<b>DY</b>	<b>DZ</b>	<b>3D</b>
<b>Maximum Deviation:</b>	0.1762	0.1440	0.2072	<b>0.2657</b>
<b>Minimum Deviation:</b>	-0.0846	-0.0752	-0.0037	<b>-0.1452</b>
<b>Deviation Range:</b>	0.2608	0.2192	0.2109	<b>0.4110</b>
<b>Average Deviation:</b>	0.0184	0.0206	0.0353	<b>0.0192</b>
<b>RMS Deviation:</b>	0.0545	0.0567	0.0621	<b>0.1002</b>
<b>Standard Deviation:</b>	0.0513	0.0529	0.0511	<b>0.0984</b>