




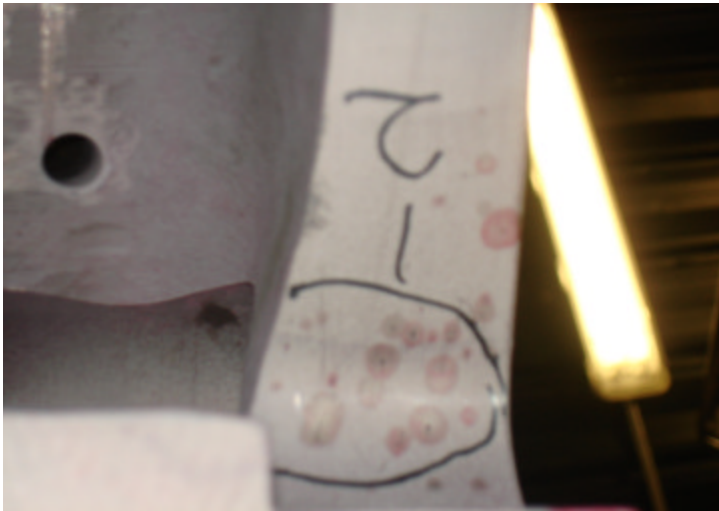
NC21242 – A5 PT Rejections

Indication 1 is a .900" linear located on the perimeter of the datum E flange adjacent to flange hole 19.



NC21242 – A5 PT Rejections

Indication 2 is a cluster of porosity on the perimeter of the datum E flange adjacent to flange hole #10. Longest indication is approx. .400" long.





NC21242 – A5 PT Rejections

Indication 3 is a 1” linear located thru the VPI groove between T holes 80 & 81 on the datum E side of the part. There appears to be a small cluster of indications in this area. The measurable size of these indications are less than the rejectable size. One indication in particular appears to have some depth even though the discontinuity size is acceptable. This is the area shown with the sizeable bleed out are on the short leg adjacent to the 1” linear.



NC21242 – A5 PT Rejections

Indication 4 is a .300" linear located in the radius below the VPI groove between holes 76 & 77 on the datum D side.

