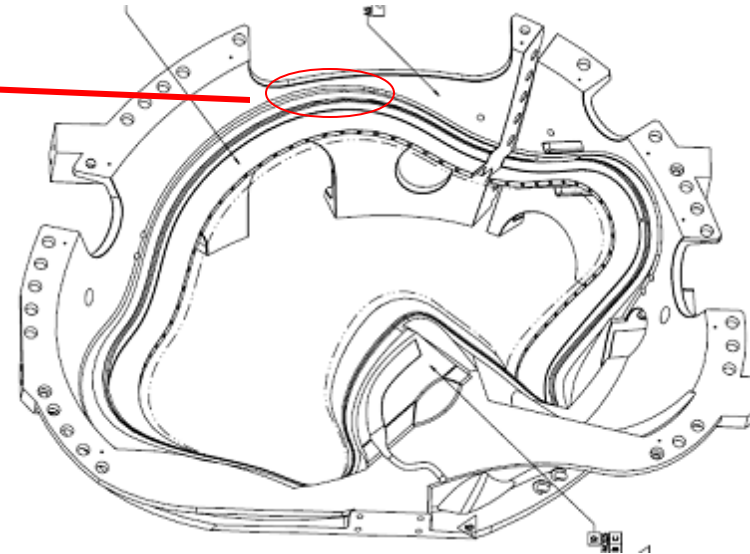





## NC21124 – B5 PT Rejections

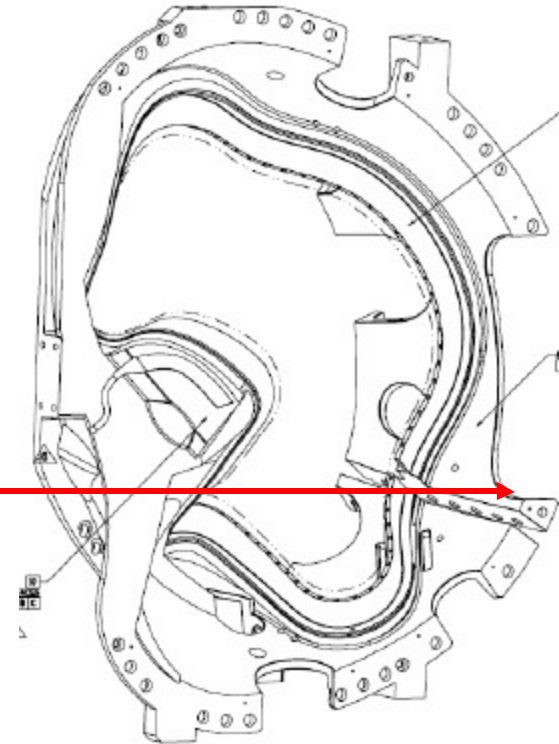

Indications 1 thru 3 are on the Datum D side of the casting between T holes 10 – 15.  
Indication 1 is 1.1" linear. Indication 2 is a 2.3" linear. Indication 3 is a .300" linear.





## NC21124 – B5 PT Rejections

Indication 4 is a small cluster of linear indications of which the longest is .300". These are located on the Datum D side in the cutout shown in the picture below.

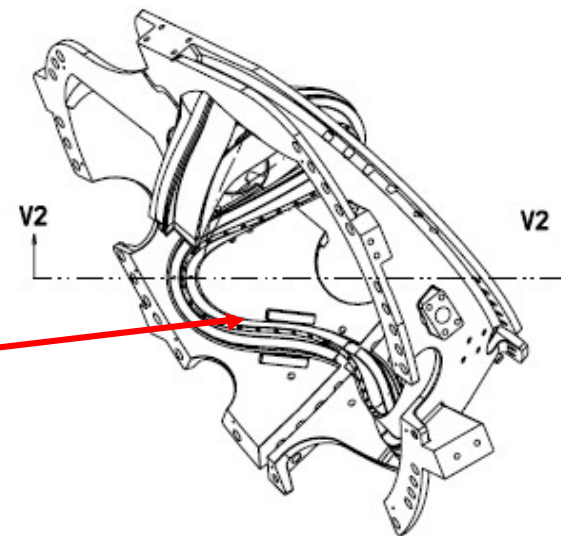




## NC21124 – B5 PT Rejections



Number 5 is a small cluster of linear indications along the casting wall near the lead block slot on the datum E side of the casting. Longest is .300”.

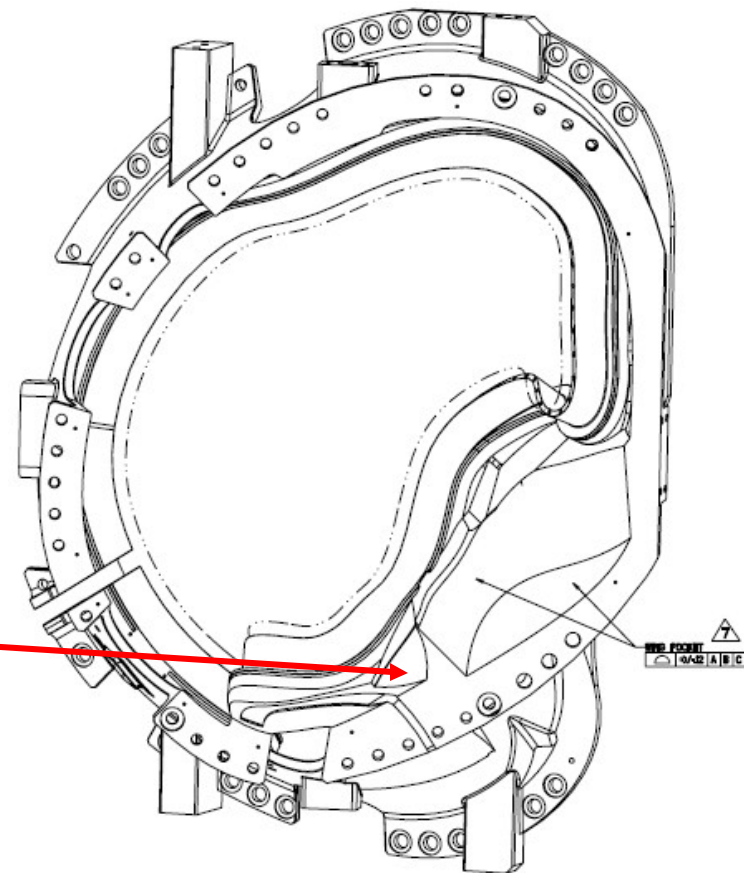





## NC21124 – B5 PT Rejections



Indication 6 is a .900" linear cluster of porosity in the datum E wing surface shown below.






## NC21124 – B5 PT Rejections



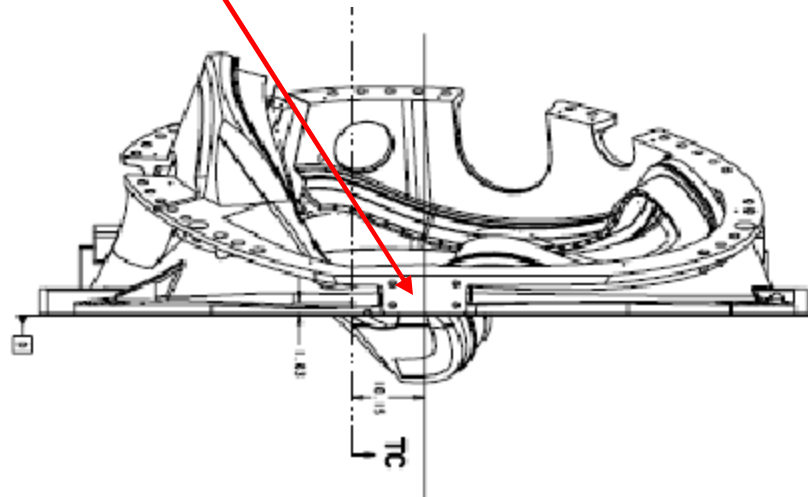
Indication 7 is a .400" long inclusion on the long leg of the T section on the datum E side between T holes 51 and 52.




## NC21124 – B5 PT Rejections



Indication 8 is a .900” linear located on the pad shown in the drawing below.



Rev. 1



Indication 9 is a .500" linear located on the outer edge of the datum E flange adjacent to flange hole 29.



## NC21124 – B5 PT Rejections



Indication 10 is a 1.0" linear located the E side of casting between T holes 85 and 86.

