

---

**Customer: ENERGY INDUSTRIES OF OHIO**

Contact: NANCY HORTON  
E-Mail: NKHFlowen@aol.com

Telephone: 216-496-2314  
Fax: 216-328-2001

**Part: /**

Drawing ID: SE141-116

Revision: 6

Customer P.O.: S005242-F/Ln:3  
Serial No./Qty: C3

Reported By: MIKE GRIFFITH  
E-Mail: mGriffith@MajorTool.com

Telephone: 317-636-6433  
Fax: 317-634-9420

Problem: There are two tool gouges in the edge of T section as shown in the attached picture.

The size of the first gouge is approximately 1" long x .500" wide across the face of the T and approximately .200" in depth along the edge of the T. There is .030" stock left on the top and side of the T and therefore this gouge will not clean up completely during final machining.

The second gouge is insignificant in the fact that it will clean up during final machining.

Recommend hand blending area around the gouge after final machining.

---

**Proposed Disposition:**

---

Number of additional pages: \_\_\_\_\_

---

**Customer Disposition:**     Use As Is     Rework     Repair     Scrap     Replace



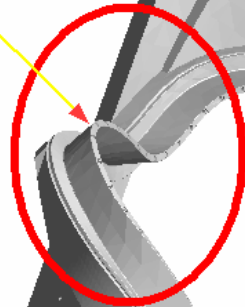
Agree with recommended disposition to blend the area around the gouge after final machining to eliminate any sharp edges and stress concentrations.

**Technical Contact Approval:**

**Eng. Mgr. Approval:**

**Major Tool Implemented By:** \_\_\_\_\_ **Title:** \_\_\_\_\_ **Date:** \_\_\_\_\_

Tooling Gouges



**Customer: ENERGY INDUSTRIES OF OHIO**

Contact: NANCY HORTON  
E-Mail: NKHFlowen@aol.com

Telephone: 216-496-2314  
Fax: 216-328-2001

**Part: /**

Drawing ID: SE141-116

Revision: 6

Customer P.O.: S005242-F/Ln:3  
Serial No./Qty: C3

Reported By: MIKE GRIFFITH

E-Mail: mGriffith@MajorTool.com

Telephone: 317-636-6433  
Fax: 317-634-9420

Problem: There are two tool gouges in the edge of T section as shown in the attached picture.

The size of the first gouge is approximately 1" long x .500" wide across the face of the T and approximately .200" in depth along the edge of the T. There is .030" stock left on the top and side of the T and therefore this gouge will not clean up completely during final machining.

The second gouge is insignificant in the fact that it will clean up during final machining.

Recommend hand blending area around the gouge after final machining.

**Proposed Disposition:**

Number of additional pages: \_\_\_\_\_

Customer Disposition:     Use As Is     Rework     Repair     Scrap     Replace

Agree with recommended disposition to blend the area around the gouge after final machining to eliminate any sharp edges and stress concentrations.

Technical Contact Approval: **Phil Heitzenroeder**

Digitally signed by Phil Heitzenroeder  
DN: cn=Phil Heitzenroeder, c=US,  
o=PPPL, ou=Mech. Eng. Division  
Reason: I am approving this document  
Date: 2005.11.18 09:09:51 -0500

Eng. Mgr. Approval: **Brad Nelson**

Digitally signed by Brad Nelson  
DN: cn=Brad Nelson, c=US, o=ORNL,  
ou=FED, email=nelsonbe@ornl.gov  
Date: 2005.11.18 11:15:31 -0500

Major Tool Implemented By: **Mike Griffith**

Digitally signed by Mike Griffith  
DN: cn=Mike Griffith, c=US, o=Major  
Tool and Machine, ou=QCI, email=Mike.Griffith@mtm.com  
Reason: I agree to the terms defined by the  
placement of my signature on this document  
Date: 2005.03.25 17:22:50 -0500

Title: \_\_\_\_\_ Date: \_\_\_\_\_