


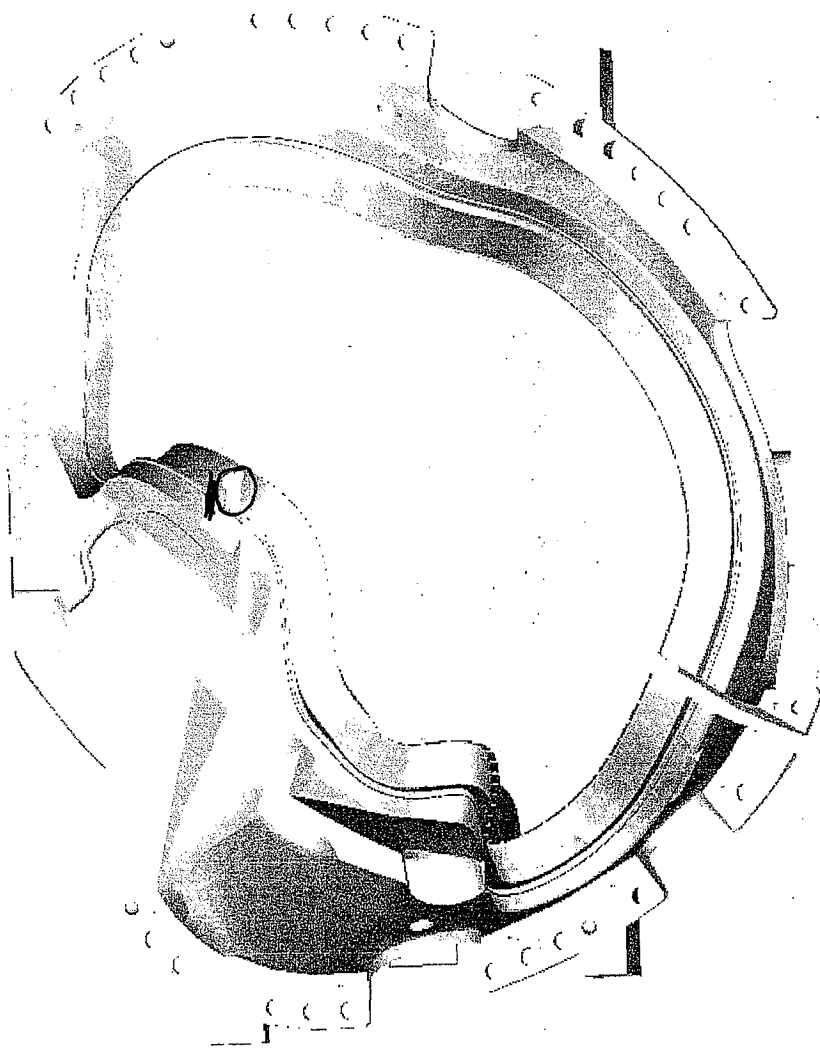
B-6 COIL WELD MAP

Defect Number	Drawing View	Length Inches	Width Inches	Depth Inches	Over 20% wall Over 1 inch Over 10 ² inches Yes/No
1	LEFT	20.25	3.25	.50	YES
2	LEFT	7.50	5.75	.75	YES
3	LEFT	17	7.50	.75	YES
4	LEFT	7.25	5	.63	YES
5	LEFT	7	4.50	.50	YES
6	BACK	10	4	.50	YES
7	LEFT	15	1	.50	YES
8	LEFT	10.50	2.50	.75	YES
9	LEFT	15	3	.25	YES
10	RIGHT	10	4	1	YES

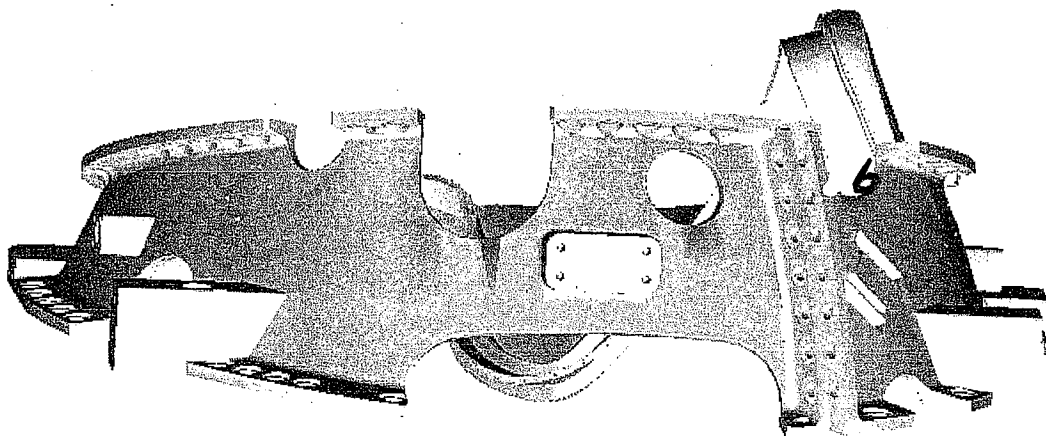
C/S
sent 4/20



LEFT



RIGHT



BACK