

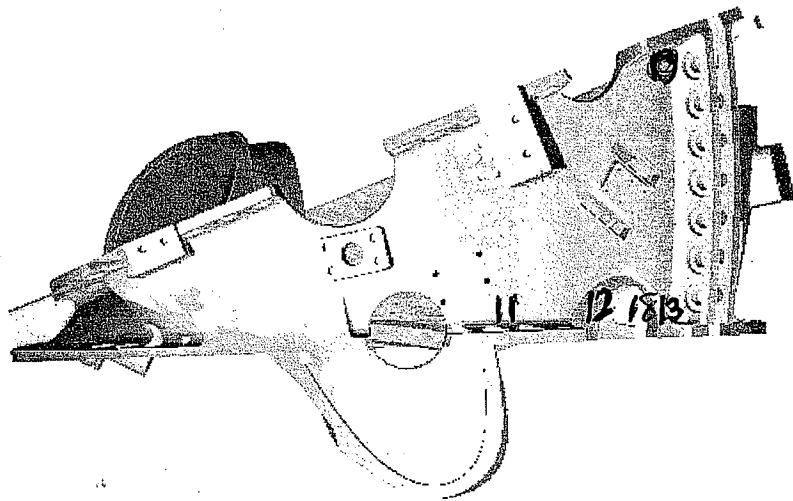
B-6 COIL WELD MAP

Defect Number	Drawing View	Length Inches	Width Inches	Depth Inches	Over 20% wall Over 1 inch Over 10 ² inches Yes/No
1	LEFT	20.25	3.25	.50	YES
2	LEFT	7.50	5.75	.75	YES
3	LEFT	17	7.50	.75	YES
4	LEFT	7.25	5	.63	YES
5	LEFT	7	4.50	.50	YES
6	BACK	10	4	.50	YES
7	LEFT	15	1	.50	YES
8	LEFT	10.50	2.50	.75	YES
9	LEFT	15	3	.25	YES
10	RIGHT	10	4	1	YES
11	Bottom	6.5	2	1	YES
12	Bottom	11	1.75	1	YES
13	Bottom	15	1.75	1	YES
14	Back	6.5	2.25	1	YES
15	Back	6	4.5	1	YES
16	Back	4 1/4	3 1/8	2	yes
17	Back	2	2	1	yes
18	Bottom	5 1/2	1 1/4	1 1/2	yes
19	Front	3 3/4	2 3/4	thru	yes
20	Front	3 1/2	3	thru	yes
21	Front	6	2	1	yes

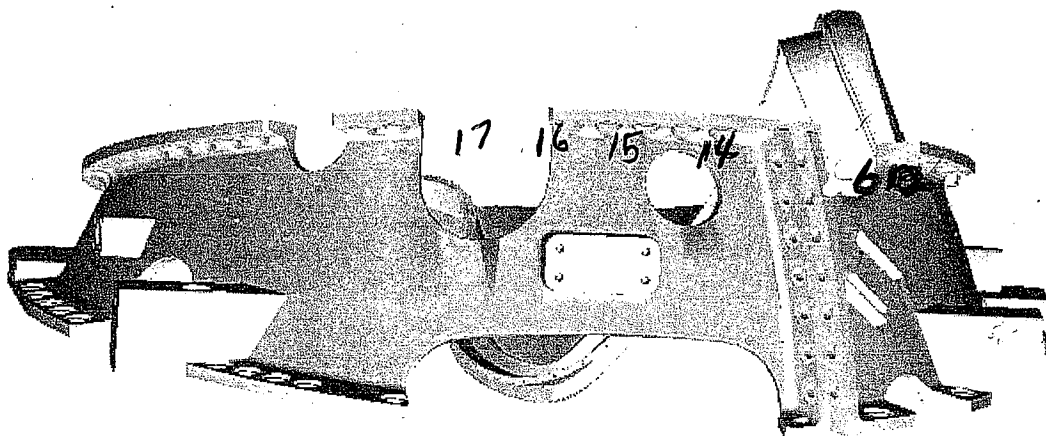
*chk
sent 4/20*

*chk
sent 6/21*

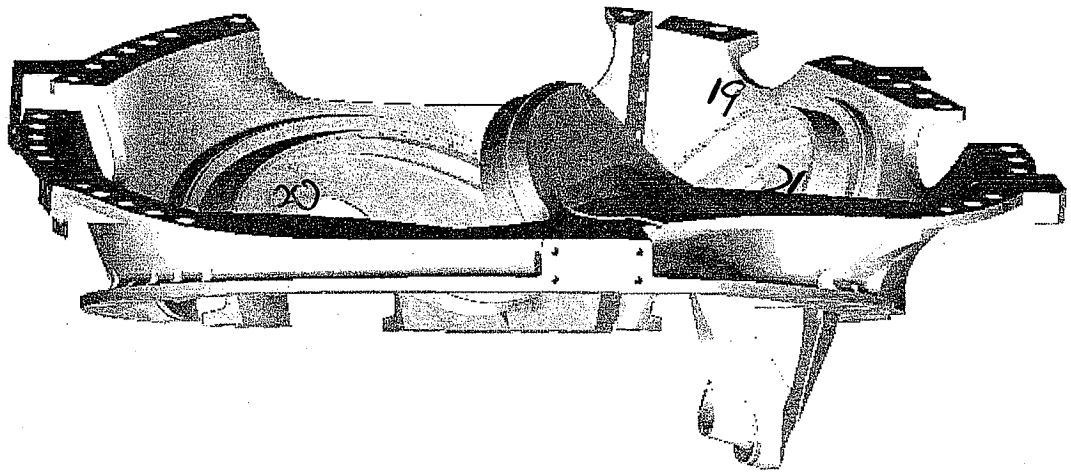
sent 4/26 Ctk



Bottom



BACK



FRONT