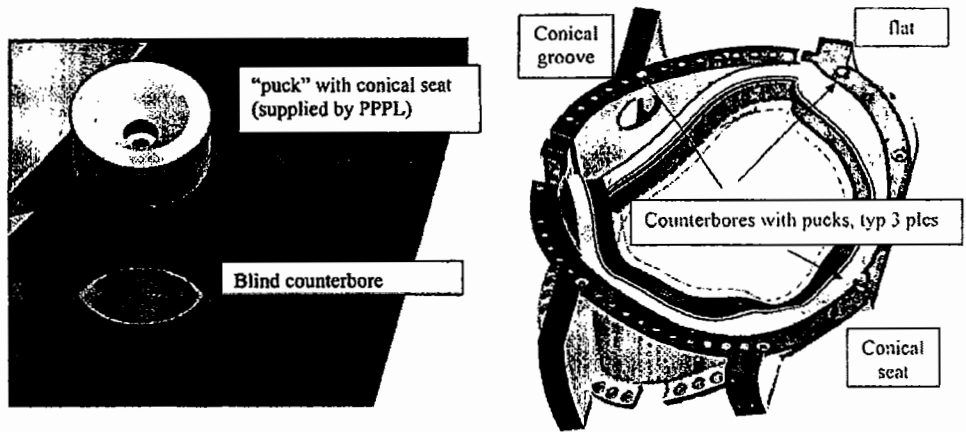
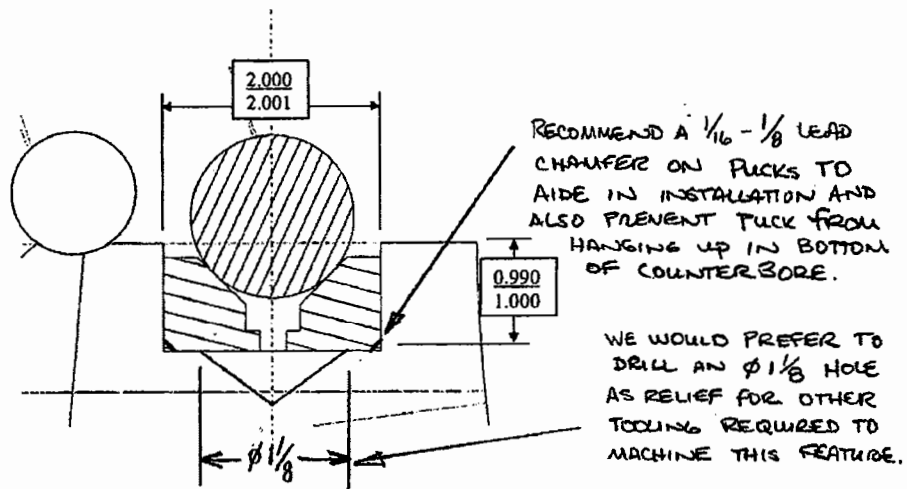
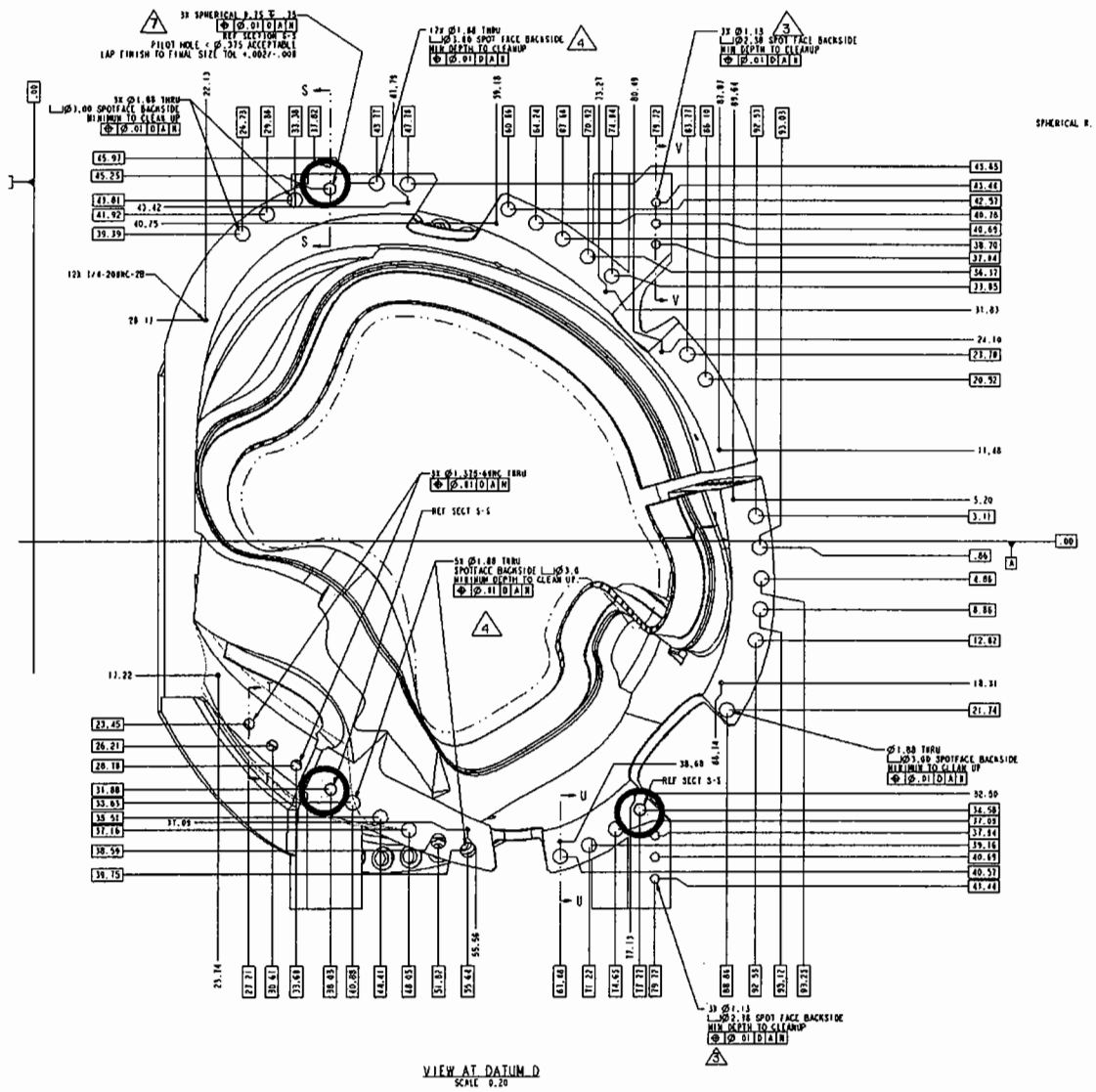


NCSX RFD <i>Part I</i>	Number: RFD-14-013R1	RFD Description: Change to C-4 through C-6 Flange Seats from a Spherical Seat to a Counterbore Seat
Initiator: Kevin Bowling and Phil Heitzenroeder		Organization: Major Tool/PPPL
List of Impacted Documents: (Specification, MIT/QA Plan, SOW, drawing, etc.) Drawing SE141-116		
Cost Impact: (If none, so state): None realizable; the primary motivation for this change is to save machining and inspection time.		
Schedule Impact: (If none, so state): Machining and inspecting a counterbore is much easier to perform than a spherical seat. This is expected to save several hours of machining and inspection time and expected to avoid non conformance conditions – it was not possible to achieve the tolerances required for the spherical seats on C1 and C2. These were accepted “as is” but will require time –consuming lapping at PPPL to rectify.		
Quality Impact: (If none, so state): Whereas it was not possible to achieve conforming tolerances on C1 and C2 with spherical seats, tolerance conformance is expected with the counterbores.		
State Requirement Deviation is Requested For: (Specification, MIT/QA Plan, SOW, drawing, etc.): Drawing SE141-116		
Full Description of the Deviation Requested: (Use continuation pages, e-mails, letter, sketches, etc. as needed and include amplifying information as appropriate to support deviation request.): During technical meetings at MTM the week of January 3 rd , MTM identified difficulties encountered machining and inspecting the spherical seats on the flanges. MTM requested that consideration be given to changing the spherical seats to conical seats, starting with the C-3 casting and for all follow-on castings. Subsequently, counterbores were suggested as a replacement for the conical seats so that custom “pucks” could be inserted with an appropriate configuration (eg, conical seat, conical groove, flat) The counterbored seats should be easier to machine and inspect. See the attached figure “C3 Counterbore Seat Detail Sketch”.		
Attachments: Sketch of Proposed Counterbore Seat		
<div style="text-align: right; font-size: small;"> Digitally signed by Phil Heitzenroeder/RTS DN: CN = Phil Heitzenroeder/RTS, C = US Reason: I am the author of this document Date: 2006.02.17 09:25:52 -0500 </div> Initiator Signature: <u>Kevin Bowling (MTM)/Phil Heitzenroeder (PPPL)</u> Date: <u>1/18/2006</u>		

NCSX RFD <i>Part III</i>	Number: 14-013R1	RFD Description: Change to C-4 through C-6 Flange Seats from a Spherical Seat to a Counterbore Seat
RLM: Brad Nelson/Wayne Reiersen for BEN		Organization: PPPL
Impact on Interfaces with Other WBS Elements/Items: (If none, so state): NONE		
<p>RLM Recommendation:</p> <p><input checked="" type="checkbox"/> Approve <input type="checkbox"/> Do Not Approve</p> <p>Additional remarks:</p> <p>See attached sketch of the C-4 counterbore seating alignment (typical) and sections of drawing SE141-116 (Datum D & C) to show the location for the C-3 flange casting seats.</p> <p>The NCSX Project will develop a more permanent solution for the Type A and B castings within one (1) week and will incorporate into Revision 11 of the CSPEC.</p> <p>Does this Change Impact Material Already Procured or Parts/Assemblies Already Assembled/Manufactured using this Material: <input checked="" type="checkbox"/> Yes <input type="checkbox"/> No</p> <p>If "Yes", what is the recommended disposition of this material/part/assembly? Accept C-1 through C-3 castings "as is."</p>		
RLM Signature: <u>Brad Nelson</u>		<small>Digitally signed by Brad Nelson DN: cn=Brad Nelson, c=US, o=ORNL, ou=FED, email=nelsonbe@ornl.gov Date: 2006.02.17 11:47:25 -0500</small>
<p>Project Disposition:</p> <p><input type="checkbox"/> Approved. No ECP required.</p> <p><input checked="" type="checkbox"/> Approved. ECP -042 processed to pickup this change.</p> <p style="text-align: right;"> Bob Simmons <small>Digitally signed by Bob Simmons DN: CN = Bob Simmons, C = US Reason: I have reviewed this document Date: 2006.02.16 16:36:09 -0500</small> <hr/> NCSX Systems Engineering Support Manager </p> <p><input type="checkbox"/> Not Approved. Reason(s) for disapproval:</p>		



C-4 Counterbore Seat (Typical) Detail Sketch



Section from SE141-116 (Datum D) Showing Location of Holes in Yellow Highlight and Circles

