

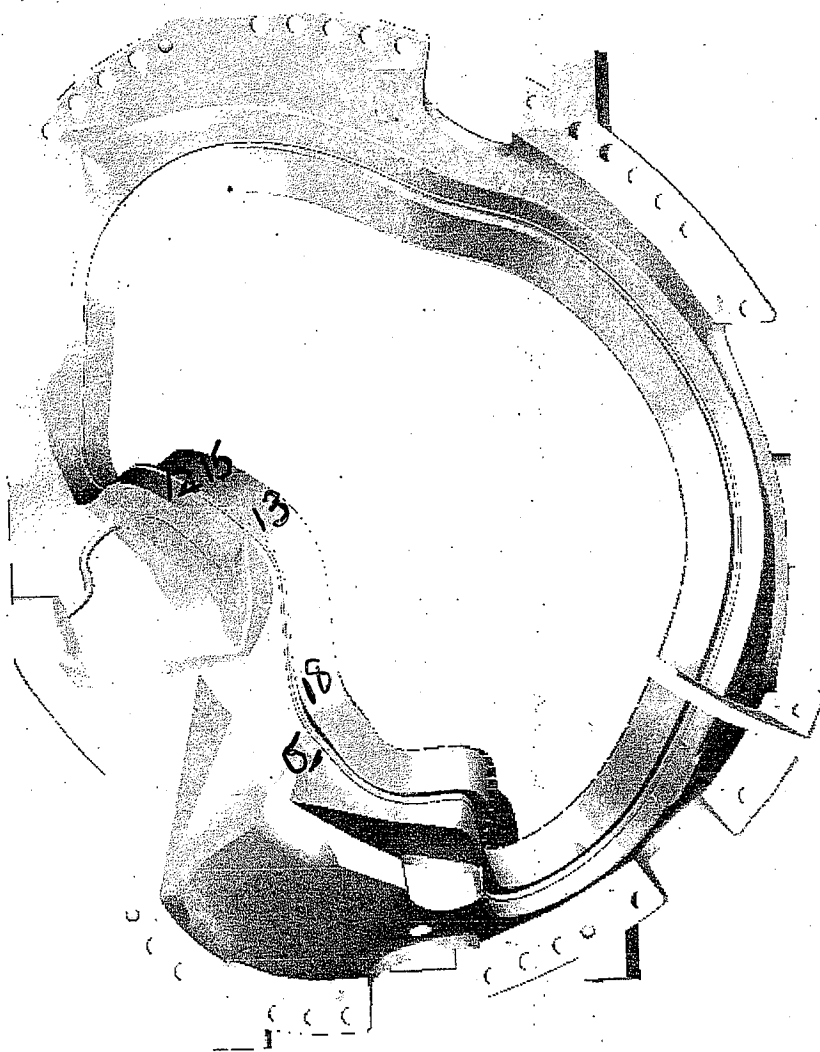
B-4 COIL WELD MAP

Defect Number	Drawing View	Length Inches	Width Inches	Depth Inches	Over 20% wall Over 1 inch Over 10 ² inches Yes/No
1	LEFT	7	5	5	YES
2	LEFT	8	6.50	.25	YES
3	LEFT	4	1.50	1	YES
4	LEFT	6	2	1	YES
5	LEFT	22	9	.75	YES
6	LEFT	8	6	THRU	YES
7	LEFT	1.50	1	1	YES
8	BACK	16	3.50	.50	YES
9	TOP	6.50	2	1	YES
10	Front	6 1/4	6 3/4	1/2	yes
11	Front	3 1/8	5 1/2	1	↓
12	Right	8 1/4	9 1/4	1/2	↓
13	Right	2 1/2	1 3/4	1 1/8	↓
14	FRONT	6 1/2	5 1/2	3/4	↓
15	Right	6 3/4	3 3/4	1	↓
16	BACK	16 1/4	2	THRU	Yes
17	Bottom	4 3/4	1 3/4	THRU	
18	Right	16	7 1/2	1/2	
19	Right	10	3 3/4	1/2	

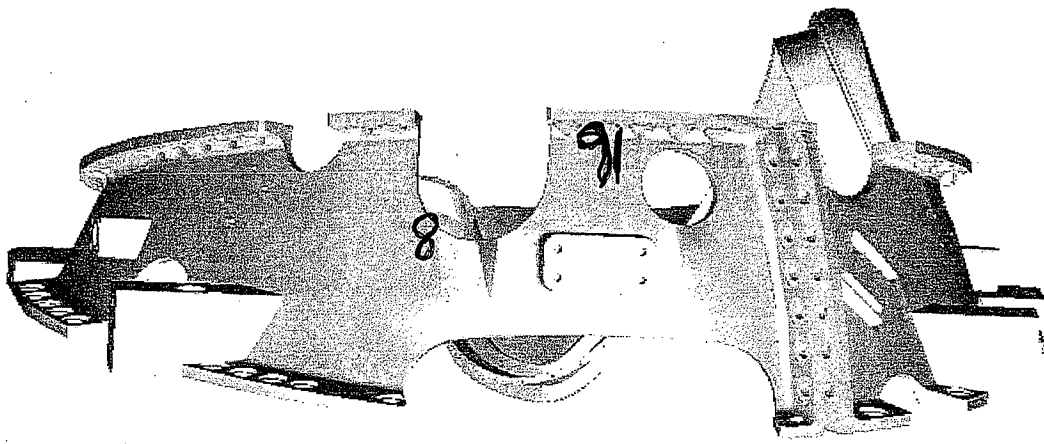
CAR
5/3/06

CAR 5/8/06

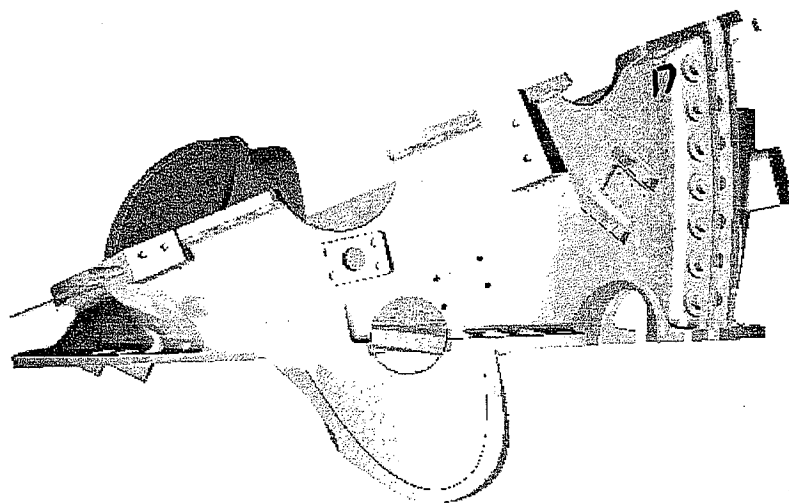
CAR 5/9/06



RIGHT



BACK



BOTTOM