

PRELIMINARY

Energy Industries of Ohio

Contract # S005242-F

Modular Coil Winding Forms

C-2 Documentation Package

**Part 1 – Metal Tek International
Casting Data Package**

9/6/2005

C-1 Documentation Package

List of Documents 9-2-2005

Doc #	Description	# Pages
1	MTR for ladle 1 heat 29060	1
2	MTR for ladle 2 heat 29061	1
3	MTR for ladle 3 heat 29063	1
4	MTR for weighted average of chemistry – 3 ladles	1
5	Chemistry of weld material Lot # 3012668/82743	1
6	Chemistry of weld material Lot # WO19711	1
7	Westmoreland Tensile test report @ -320°F dated 6-17-05	1
8	St Louis Test Lab dated 5-17-05 – incl. tensile test results @ room temp & Charpy V Notch (CVN) at 77°K & 293°K	7
9	Westmoreland tensile test results of weld material @ -320°F dated 4-28-05	1
10	St Louis Testing tensile test report of weld material @ RT dated 4-22-05	1
11	St Louis Testing CVN test report of weld material @ -320°F dated 4-6-05	2
12	St Louis Testing CVN test report of weld material @ RT dated 3-2-05 <i>note – page 2 of this report unrelated to project – added to show page 2 of 2</i>	2
13	Weld map list with magnetic permeability results	10
14	Final Inspection report	1
15	RT inspection reports from MQS dated 5-20-05 & 6-11-05	7
16	Metal Tek Radiographic Interpretation Report dated 6-15-05	1
17	Heat treat chart 4-28-05	1
18	Heat treat chart – stress relief dated 6-21-05	1
19	CA1292 for major welds dated 6-2-05	1
20	CA1292a for major welds dated 6-15-05	1
21	CA1302 test material – lack of direction dated 5-29-05 & signed 6-06-05	1
22	MQS Radiographic Technique Sheet dated 1-18-2005	5
23	Signed & dated MTS for C-2	11
24	Supplemental routing card for C-2 stress relief dated 6-21-05	1
25	Qualifying report from dimensional scan of C-2 dated 5-22-05	8
26	Qualifying report from dimensional scan of C-2 dated 5-23-05	16
26	MTR C-2 shim dated 4-28-05	1
27	Westmoreland shim tensile tests @ -320°F	1
28	St Louis Testing Labs CVN shim material @ 77°K & 293°K + mechanical test results at RT dated 6-13-05	3
29	Final inspection report – C-2 shim dated 6-22-05	1
30	C-2 Shim C of C dated 6/21/05	1
31	CA1308 – chemistry out of spec	1
32	Metal Tek Radiographic Interpretation Report – C-2 shim dated 6-23-05	2
33	Heat treat chart – C-2 shim – dated 6-03-05	1
34	Dimensioned sketch C-2 shim dated 6-23-05	2
35	MTS – C-2 Shim dated & signed	6
36	EIO shipping release dated 6-27-05	2
9/2/05		



Carondelet Division

8600 Commercial Blvd. - Pevely, MO 63070 USA
Phone: 636-479-4499 - Fax: 636-479-3399

Material Test Report

ENERGY INDUSTRIES OF OHIO

Purchase Order Number PPPL-FP-LTS-2
Pattern Number MCWF-C2
CAF Metal Designation CF8MNMnMod
Material Spec CF8MNMnMOD
Ladle#1 Heat 29060

Cert Number S75920-1
Pour Date 4/15/2005

Revised 8/1/05

Element	Min	Actual	Max
C	0.04	0.06	0.07
MN	2.3	2.8	2.8
SI	0.0	0.5	0.5
CR	18.0	18.0	18.5
NI	13.0	13.2	13.5
MO	2.1	2.3	2.5
P*	0.0	----	0.015
S*	0.0	----	0.015
N	0.24	0.26	0.28

* Reported on weighted average MTR see Doc. #4.

Respectfully Submitted,
Charles A. Ruud
Quality Assurance Manager

Superior Quality Engineered Metal Products

www.MetalTekInt.Com



Carondelet Division

8600 Commercial Blvd. - Pevely, MO 63070 USA
Phone: 636-479-4499 - Fax: 636-479-3399

Material Test Report

ENERGY INDUSTRIES OF OHIO

Purchase Order Number PPPL-FP-LTS-2
Pattern Number MCWF-C2
CAF Metal Designation CF8MNMnMod
Material Spec CF8MNMnMOD
Ladle#2 Heat 29061

Cert Number S75920-1
Pour Date 4/15/2005

Revised 8/1/05

Element	Min	Actual	Max
C	0.04	0.05	0.07
MN	2.3	2.8	2.8
SI	0.0	0.5	0.5
CR	18.0	17.8	18.5
NI	13.0	13.1	13.5
MO	2.1	2.4	2.5
P*	0.0	----	0.015
S*	0.0	----	0.015
N	0.24	0.28	0.28

* Reported on weighted average MTR see Doc. #4.

Respectfully Submitted,
Charles A. Ruud
Quality Assurance Manager

Superior Quality Engineered Metal Products

www.MetalTekInt.Com



Carondelet Division

8600 Commercial Blvd. - Pevely, MO 63070 USA
 Phone: 636-479-4499 - Fax: 636-479-3399

Material Test Report

ENERGY INDUSTRIES OF OHIO

Purchase Order Number PPPL-FP-LTS-2

Pattern Number MCWF-C2

CAF Metal Designation CF8MNMnMod

Material Spec CF8MNMnMOD

Ladle#3 Heat 29063

Cert Number S75920-1

Pour Date 4/15/2005

Revised 8/1/05

Element	Min	Actual	Max
C	0.04	0.06	0.07
MN	2.3	2.8	2.8
SI	0.0	0.5	0.5
CR	18.0	18.3	18.5
NI	13.0	13.3	13.5
MO	2.1	2.2	2.5
P*	0.0	----	0.015
S*	0.0	----	0.015
N	0.24	0.26	0.28

* Reported on weighted average MTR see Doc. #4.

Respectfully Submitted,
 Charles A. Ruud
 Quality Assurance Manager

Superior Quality Engineered Metal Products

www.MetalTekInt.Com



4

Carondelet Division

8600 Commercial Blvd. - Pevely, MO 63070 USA
Phone: 636-479-4499 - Fax: 636-479-3399

Material Test Report

ENERGY INDUSTRIES OF OHIO

Purchase Order Number PPPL-FP-LTS-2

Cert Number S75920-1

Pattern Number MCWF-C2

Pour Date 4/15/2005

CAF Metal Designation CF8MNMnMod

Material Spec CF8MNMnMOD

Weighted average of 3 heats – 29060(46%),29061(25%),29063(29%) Total Weight 29107 lbs.

Revised 8/1/05

Element	Min	Actual	Max
C	0.04	0.06	0.07
MN	2.3	2.8	2.8
SI	0.0	0.5	0.5
CR	18.0	18.0	18.5
NI	13.0	13.2	13.5
MO	2.1	2.3	2.5
P*	0.0	0.023	0.015
S*	0.0	0.018	0.015
N	0.24	0.26	0.28

*P & S taken from cast on bar, zones 1,2,&3 and analyzed by wet chemistries, ASTM E1019-03 for sulfur and Colormetric for phosphorous.

*P & S are above the specification.

Averages reported, individuals listed below.

Sulfur:	Z1 .022	Phosphorous:	Z1 .024
	Z2 .018		Z2 .021
	Z3 .015		Z3 .025

Respectfully Submitted,
Charles A. Ruud
Quality Assurance Manager

Superior Quality Engineered Metal Products

www.MetalTekInt.Com



Carondelet Division

8600 Commercial Blvd. - Pevely, MO 63070 USA
Phone: 636-479-4499 - Fax: 636-479-3399

Material Test Report

ENERGY INDUSTRIES OF OHIO

Purchase Order Number PPPL-FP-LTS-2

Pattern Number MCWF-C1

Weld Material Batch 3012668/82743

Element	Actual
C	0.02
MN	7.3
SI	0.4
CR	19.5
NI	15.2
MO	3.0
P	0.03
S	0.03
N	0.17

Respectfully Submitted,

A handwritten signature in black ink, appearing to read "Charles A. Ruud".

Charles A. Ruud
Quality Assurance Manager

Superior Quality Engineered Metal Products

www.MetalTekInt.Com

6



Carondelet Division

8600 Commercial Blvd. - Pevely, MO 63070 USA
Phone: 636-479-4499 - Fax: 636-479-3399

Material Test Report

ENERGY INDUSTRIES OF OHIO

Purchase Order Number PPPL-FP-LTS-2

Pattern Number MCWF-C1

Weld Material Batch WO 19711

Element	Actual
C	0.02
MN	3.4
SI	0.2
CR	17.7
NI	16.2
MO	2.8
P	0.02
S	0.002
N	0.15

Respectfully Submitted,

A handwritten signature in black ink, appearing to read "CAR", is positioned above the printed name and title.

Charles A. Ruud
Quality Assurance Manager

Superior Quality Engineered Metal Products

www.MetalTekInt.Com

Westmoreland Mechanical Testing & Research, Inc.

P.O. Box 388

Westmoreland Drive

Youngstown, Pa. 15696-0388 U.S.A.

Telephone: 724-537-3131 Fax: 724-537-3151

Website: www.wmtr.com

WMT&R is a technical leader in the material testing industry.



621-01 & 621-02

June 17, 2005

CERTIFICATION

MetalTek International
The Carondelet Division
8600 Commercial Blvd.
I-55 Industrial Park
Pevely, MO 63070-1528

Section 1 of 1

WMT&R Report No. 5-29323
Req. No. 5394

Attention: Rick Suria

Subject: All processes, performed upon the material as received, were conducted at WMT&R, Inc. in accordance with the WMT&R Quality Assurance Manual, Rev. 9, dated 4/1/2000.
The following tests were performed on this order: TENSILE

TENSILE RESULTS: ASTM E21-03a

SOAK TIME: 5 Minutes

SPEED OF TESTING: 0.0030 in./in./min., 0.0500 in./min./in.

MATERIAL: Metaltek CF8MNM1MOD

Sample	TestLog Number	Temp. °F	UTS ksi	0.2% YS ksi	Elong %	RA %	Modulus Msi	Codes	Ult Load lbf	0.2% YLD. lbf	Orig.		4D Orig		4D Final		Machine Number	AUIR
											Dia. (in.)	GL (in.)	Dia. (in.)	GL (in.)	Dia. (in.)	GL (in.)		
A1 (Z1)	C03040	-320	165.1	95.5	51	37	25.9	---	33210	19210	0.5060	2.00	2.00	3.02	0.20109020	M9	R	
A1 (Z2)	C03041	-320	165.1	94.6	59	51	25.4	---	33120	16980	0.5054	2.00	2.00	3.18	0.20061359	M9	R	
A1 (Z3)	C03042	-320	168.7	101.8	58	57	25.2	---	33840	20420	0.5054	2.00	2.00	3.18	0.20061359	M9	R	
C2 (Z1)	C03043	-320	163.6	94.0	51	41	25.9	D	32840	18880	0.5056	2.00	2.00	3.03	0.20077240	M9	R	
C2 (Z2)	C03044	-320	162.4	91.7	61	61	25.0	---	32580	16390	0.5054	2.00	2.00	3.21	0.20061359	M9	R	
C2 (Z3)	C03045	-320	165.5	93.9	61	61	25.7	---	33230	18850	0.5056	2.00	2.00	3.21	0.20077240	M9	R	

DISPOSITION: Report AUIR: A=ACCEPTABLE, U=UNACCEPTABLE, R=REPORT

D - Failed outside middle half of gage length.

Matthew Johnston
Roy E. Stamm Wojcik
Technical Services Manager / Tensile Supervisor
6-17-05
June 17, 2005

KNOWLEDGE OR WILLFULLY FAILURE OR CONCEALING A MATERIAL FACT ON THE FORM OR MAKING FALSE, FICTITIOUS OR MISLEADING STATEMENTS OR REPRESENTATIONS WHEN IN CONNECTION WITH ANY BUSINESS TRANSACTION IS A CRIMINAL OFFENSE UNDER FEDERAL STATUTES. THE CERTIFICATE OR REPORT SHALL NOT BE REPRODUCED EXCEPT IN FULL WITHOUT THE WRITTEN APPROVAL OF WMT&R, INC.

Testing Specialists for Aerospace, Automotive, and Material Testing Fields
Locations in Youngstown, PA U.S.A. ~ Tel. (724) 537-3131 and
Banbury U.K. ~ Tel. +44 (0) 1295 261211



2810 Clark Avenue • St. Louis, MO 63103-2574 • (314) 531-8080 • FAX (314) 531-8085

METALTEK INTERNATIONAL
 8600 Commercial Blvd.
 Pevely, MO 63070

May 17, 2005
 Lab No. 05P-1488
 P.O. No. 12516
 Page 1 of 7

Attention: Chuck Ruud

REPORT OF MECHANICAL TESTS

SAMPLE ID: 3 Ea. C-2 COIL, #Z1, #Z2, & #Z3

Sample ID	Original Area Sq. Inches	Reduced Area Sq. Inches	Reduction in Area %	Yield Strength PSI	Tensile Strength PSI	Elongation (2.0" Gage Length)		Modulus of Elasticity Msi
						in.	%	
#Z1	.1948	.0946	51.4	37,700	82,000	1.17	51.4	23.4
#Z2	.1948	.0887	54.5	35,900	81,000	1.03	51.5	23.2
#Z3	.1901	.0887	53.3	36,100	84,300	1.15	57.5	21.4

Round, reduced section tensiles

Yield taken at .2% offset

Tested in accordance with ASTM A 370

Identification of tested specimens provided by the client



Karl Schmitz, Director
 Materials Testing

Certificate No. 0397-01
 Certificate No. 0397-02

AN OFFICIAL COPY OF TEST REPORT WILL BE PROVIDED BY THIS LABORATORY ON REQUEST. DO NOT REPRODUCE.
 NOT OFFICIAL WITHOUT THE RAISED SEAL OF ST. LOUIS TESTING LABORATORIES, INC.
 SEE REVERSE FOR CONDITIONS.





2810 Clark Avenue • St. Louis, MO 63103-2574 • (314) 531-8080 • FAX (314) 531-8085

METALTEK INTERNATIONAL
 8600 Commercial Blvd.
 Pevely, MO 63070

May 17, 2005
 Lab No. 05P-1488
 P.O. No. 12516
 Page 2 of 7

Attention: Chuck Ruud

REPORT OF CHARPY IMPACT TEST

MATERIAL (SAMPLE ID): C-2 COIL, #Z1
SPECIFICATION: ASTM A 370-03a
SPECIMEN TYPE: "A" Vee Notch
SPECIMEN SIZE: 10 mm x 10 mm
TEMPERATURE OF TEST: 293°K

RESULTS:

BASE METAL	FOOT LBS.	LATERAL EXPANSION	% SHEAR
Z1-1	140	.106	100
Z1-2	128	.059	70
Z1-3	150	.126	100
<u>AVERAGE</u>	139	.097	90

Identification of tested specimen provided by client.



Certificate No. 0397-01
 Certificate No. 0397-02

Karl Schmitz
 Karl Schmitz, Director
 Materials Testing

AN OFFICIAL COPY OF TEST REPORT WILL BE PROVIDED BY THIS LABORATORY ON REQUEST. DO NOT REPRODUCE.
 NOT OFFICIAL WITHOUT THE RAISED SEAL OF ST. LOUIS TESTING LABORATORIES, INC.
 SEE REVERSE FOR CONDITIONS.





2810 Clark Avenue • St. Louis, MO 63103-2574 • (314) 531-8080 • FAX (314) 531-8085

METALTEK INTERNATIONAL
 8600 Commercial Blvd.
 Pevely, MO 63070

May 17, 2005
 Lab No. 05P-1488
 P.O. No. 12516
 Page 3 of 7

Attention: Chuck Ruud

REPORT OF CHARPY IMPACT TEST

MATERIAL (SAMPLE ID): C-2 COIL, #Z1
SPECIFICATION: ASTM A 370-03a
SPECIMEN TYPE: "A" Vee Notch
SPECIMEN SIZE: 10 mm x 10 mm
TEMPERATURE OF TEST: 77°K

RESULTS:

BASE METAL	FOOT LBS.	LATERAL EXPANSION	% SHEAR
Z1-4	90	.045	60
Z1-5	80	.049	60
Z1-6	81	.055	60
<u>AVERAGE</u>	84	.050	60

Identification of tested specimen provided by client.



Certificate No. 0397-01
 Certificate No. 0397-02

Karl Schmitz
 Karl Schmitz, Director
 Materials Testing

AN OFFICIAL COPY OF TEST REPORT WILL BE PROVIDED BY THIS LABORATORY ON REQUEST. DO NOT REPRODUCE.
 NOT OFFICIAL WITHOUT THE RAISED SEAL OF ST. LOUIS TESTING LABORATORIES, INC.
 SEE REVERSE FOR CONDITIONS.





2810 Clark Avenue • St. Louis, MO 63103-2574 • (314) 531-8080 • FAX (314) 531-8085

METALTEK INTERNATIONAL
 8600 Commercial Blvd.
 Pevely, MO 63070

May 17, 2005
 Lab No. 05P-1488
 P.O. No. 12516
 Page 4 of 7

Attention: Chuck Ruud

REPORT OF CHARPY IMPACT TEST

MATERIAL (SAMPLE ID): C-2 COIL, #Z2
SPECIFICATION: ASTM A 370-03a
SPECIMEN TYPE: "A" Vee Notch
SPECIMEN SIZE: 10 mm x 10 mm
TEMPERATURE OF TEST: 293°K

RESULTS:

BASE METAL	FOOT LBS.	LATERAL EXPANSION	% SHEAR
Z2-1	140	.118	100
Z2-2	154	.090	90
Z2-3	150	.109	100
<u>AVERAGE</u>	148	.105	97

Identification of tested specimen provided by client.



Karl Schmitz
 Karl Schmitz, Director
 Materials Testing

AN OFFICIAL COPY OF TEST REPORT WILL BE PROVIDED BY THIS LABORATORY ON REQUEST. DO NOT REPRODUCE.
 NOT OFFICIAL WITHOUT THE RAISED SEAL OF ST. LOUIS TESTING LABORATORIES, INC.
 SEE REVERSE FOR CONDITIONS.



Certificate No. 0397-01
 Certificate No. 0397-02



2810 Clark Avenue • St. Louis, MO 63103-2574 • (314) 531-8080 • FAX (314) 531-8085

METALTEK INTERNATIONAL
 8600 Commercial Blvd.
 Pevely, MO 63070

May 17, 2005
 Lab No. 05P-1488
 P.O. No. 12516
 Page 5 of 7

Attention: Chuck Ruud

REPORT OF CHARPY IMPACT TEST

MATERIAL (SAMPLE ID): C-2 COIL, #Z2
SPECIFICATION: ASTM A 370-03a
SPECIMEN TYPE: "A" Vee Notch
SPECIMEN SIZE: 10 mm x 10 mm
TEMPERATURE OF TEST: 77°K

RESULTS:

BASE METAL	FOOT LBS.	LATERAL EXPANSION	% SHEAR
Z2-4	88	.071	90
Z2-5	76	.037	60
Z2-6	86	.057	70
<u>AVERAGE</u>	83	.055	73

Identification of tested specimen provided by client.



Certificate No. 0397-01
 Certificate No. 0397-02

Karl Schmitz
 Karl Schmitz, Director
 Materials Testing

AN OFFICIAL COPY OF TEST REPORT WILL BE PROVIDED BY THIS LABORATORY ON REQUEST. DO NOT REPRODUCE.
 NOT OFFICIAL WITHOUT THE RAISED SEAL OF ST. LOUIS TESTING LABORATORIES, INC.
 SEE REVERSE FOR CONDITIONS.





2810 Clark Avenue • St. Louis, MO 63103-2574 • (314) 531-8080 • FAX (314) 531-8085

METALTEK INTERNATIONAL
 8600 Commercial Blvd.
 Pevely, MO 63070

May 17, 2005
 Lab No. 05P-1488
 P.O. No. 12516
 Page 6 of 7

Attention: Chuck Ruud

REPORT OF CHARPY IMPACT TEST

MATERIAL (SAMPLE ID): C-2 COIL, #Z3
SPECIFICATION: ASTM A 370-03a
SPECIMEN TYPE: "A" Vee Notch
SPECIMEN SIZE: 10 mm x 10 mm
TEMPERATURE OF TEST: 293°K

RESULTS:

BASE METAL	FOOT LBS.	LATERAL EXPANSION	% SHEAR
Z3-1	154	.086	100
Z3-2	200	.061	100
Z3-3	142	.080	90
<u>AVERAGE</u>	165	.076	97

Identification of tested specimen provided by client.



Certificate No. 0397-01
 Certificate No. 0397-02

K. Schmitz
 Karl Schmitz, Director
 Materials Testing

AN OFFICIAL COPY OF TEST REPORT WILL BE PROVIDED BY THIS LABORATORY ON REQUEST. DO NOT REPRODUCE.
 NOT OFFICIAL WITHOUT THE RAISED SEAL OF ST. LOUIS TESTING LABORATORIES, INC.
 SEE REVERSE FOR CONDITIONS.





2810 Clark Avenue • St. Louis, MO 63103-2574 • (314) 531-8080 • FAX (314) 531-8085

METALTEK INTERNATIONAL
 8600 Commercial Blvd.
 Pevely, MO 63070

May 17, 2005
 Lab No. 05P-1488
 P.O. No. 12516
 Page 7 of 7

Attention: Chuck Ruud

REPORT OF CHARPY IMPACT TEST

MATERIAL (SAMPLE ID): C-2 COIL, #Z3
SPECIFICATION: ASTM A 370-03a
SPECIMEN TYPE: "A" Vee Notch
SPECIMEN SIZE: 10 mm x 10 mm
TEMPERATURE OF TEST: 77°K

RESULTS:

BASE METAL	FOOT LBS.	LATERAL EXPANSION	% SHEAR
Z3-4	91	.052	80
Z3-5	86	.050	80
Z3-6	81	.061	80
<u>AVERAGE</u>	86	.054	80

Identification of tested specimen provided by client.



Karl Schmitz
 Karl Schmitz, Director
 Materials Testing

AN OFFICIAL COPY OF TEST REPORT WILL BE PROVIDED BY THIS LABORATORY ON REQUEST. DO NOT REPRODUCE.
 NOT OFFICIAL WITHOUT THE RAISED SEAL OF ST. LOUIS TESTING LABORATORIES, INC.
 SEE REVERSE FOR CONDITIONS.



Certificate No. 0397-01
 Certificate No. 0397-02

Westmoreland Mechanical Testing & Research, Inc.
 P.O. Box 388
 Westmoreland Drive
 Youngstown, Pa. 15696-0388 U.S.A.
 Telephone: 724-537-3131 Fax: 724-537-3151
 Website: www.wmtr.com
 WMTR is a technical leader in the material testing industry.



621-01 & 621-02

CERTIFICATION

April 28, 2005

MetalTek International
 The Carondelet Division
 8600 Commercial Blvd.
 I-55 Industrial Park
 Pevely, MO 63070-1528

Section 1 of 1
 WMT&R Report No. 5-26097
 P.O. No. 19386R9
 WMT&R Quote No. QN250563
 Req. No. 4315

Attention: Rick Suria
 Subject: All processes, performed upon the material as received, were conducted at WMT&R, Inc. in accordance with the WMT&R Quality Assurance Manual, Rev. 9, dated 4/1/2000. The following tests were performed on this order: TENSILE

TENSILE RESULTS: ASTM E21-03a

Requirements: UTS ksi (Min 95/Max ---) 0.2% YS ksi (Min 72/Max ---) 4D Elong. % (Min 32/Max ---) Modulus Msi (Min 21/Max ---)
 SOAK TIME: 5 Minutes

SPEED OF TESTING: 0.0050 in./in./min., 0.0500 in./min./in.
 MATERIAL: 316 S/S

Sample	TestLog Number	Temp. °F	UTS ksi	0.2% YS ksi	Elong %	RA %	Modulus Msi	Ult. Load lbf	0.2% YLD. lbf	Orig. Dia. (in.)	Final Dia. (in.)	4D		Machine Number	AIUR	
												Orig. GL (in.)	Final GL (in.)			
Bar#1 (Lot#3012668/82743)	B75123	-320	187.7	126.3	33	22	27.1	37740	25394	0.5060	0.4471	2.00	2.65	0.20109020	M9	A
Bar#2 (Batch#W019711)	B75124	-320	166.9	109.5	34	27	26.4	33500	21990	0.5056	0.4315	2.00	2.67	0.20077240	M9	A

DISPOSITION: Acceptable
 AIUR: A=ACCEPTABLE, U=UNACCEPTABLE, R=REPORT

D. J. [Signature]

Matthew [Signature]
 Roy E. Starr, Material Testing Supervisor
 Technical Services Manager
 4-28-05
 April 28, 2005

KNOWINGLY OR WILLFULLY FALSIFYING OR CONCEALING A MATERIAL FACT ON THIS FORM OR MAKING FALSE, FICTITIOUS OR FRAUDULENT STATEMENTS OR REPRESENTATIONS HEREIN COULD CONSTITUTE A FELONY PUNISHABLE UNDER FEDERAL STATUTES. THIS CERTIFICATE OR REPORT SHALL NOT BE REPRODUCED EXCEPT IN FULL, WITHOUT THE WRITTEN APPROVAL OF WMTR, INC.

Testing Specialists for Aerospace, Automotive, and Material Testing Fields
 Locations in Youngstown, PA U.S.A. ~ Tel. (724) 537-3131 and
 Banbury U.K. ~ Tel. +44 (0) 1295 261211

10



2810 Clark Avenue • St. Louis, MO 63103-2574 • (314) 531-8080 • FAX (314) 531-8085

METALTEK INTERNATIONAL
 8600 Commercial Blvd.
 Pevely, MO 63070

April 22, 2005
 Lab No. 05P-1170
 P.O. No. 12516
 Page 1 of 1
 (revised 6/15/05)

Attention: **Chuck Ruud**

REPORT OF MECHANICAL TESTS

SAMPLE ID: 1 Ea., Sample Bar #1, Lot 3012668/82743
 1 Ea., Sample Bar #2, Batch # WO19711

Sample ID	Original Area Sq. Inches	Reduced Area Sq. Inches	Reduction in Area %	Yield Strength PSI	Tensile Strength PSI	Elongation (2.0" Gage Length)		Elastic Modulus
						in.	%	
#1	.1901	.0855	55.0	56,500	85,000	0.80	55.0	25.5 MSI
#2	.1917	.0881	54.0	63,900	98,100	0.88	54.0	23.1 MSI

Round, reduced section all weld room temperature tensiles

Yield taken at .2% offset

Tested in accordance with ASTM A 370
Identification of tested specimens provided by the client

KS/tw

Karl Schmitz
 Karl Schmitz, Director
 Materials Testing



Certificate No. 0597-01
 Certificate No. 0597-02

AN OFFICIAL COPY OF TEST REPORT WILL BE PROVIDED BY THIS LABORATORY ON REQUEST. DO NOT REPRODUCE.
 NOT OFFICIAL WITHOUT THE RAISED SEAL OF ST. LOUIS TESTING LABORATORIES, INC.
 SEE REVERSE FOR CONDITIONS.





2810 Clark Avenue • St. Louis, MO 63103-2574 • (314) 531-8080 • FAX (314) 531-8085

METALTEK INTERNATIONAL
8600 Commercial Blvd.
Pevely, MO 63070

April 6, 2005
Lab No. 05P-1007
P.O. No. 12516
Page 1 of 2

Attention: **Chuck Ruud**

REPORT OF CHARPY IMPACT TEST

MATERIAL (SAMPLE ID): 1 Ea., Material (1) LNM4455, Lot # 3012668/82743

SPECIFICATION: ASTM A 370-03a

SPECIMEN TYPE: "A" Vee Notch

SPECIMEN SIZE: 10 mm x 10 mm

TEMPERATURE OF TEST: -320°F

ALL WELD METAL	FOOT LBS.	LATERAL EXPANSION	% SHEAR
LNM4455-1	52	0.027	40
LNM4455-2	50	0.022	40
LNM4455-3	50	0.016	20
Average	51	0.022	33

Identification of tested specimen provided by client.

KS/tw

Karl Schmitz
Karl Schmitz, Director
Materials Testing



Certificate No. 0347-01
Certificate No. 0357-02

AN OFFICIAL COPY OF TEST REPORT WILL BE PROVIDED BY THIS LABORATORY ON REQUEST, DO NOT REPRODUCE.
NOT OFFICIAL WITHOUT THE RAISED SEAL OF ST. LOUIS TESTING LABORATORIES, INC.
SEE REVERSE FOR CONDITIONS.





2810 Clark Avenue • St. Louis, MO 63103-2574 • (314) 531-8080 • FAX (314) 531-8085

METALTEK INTERNATIONAL
8600 Commercial Blvd.
Pevely, MO 63070

April 6, 2005
Lab No. 05P-1007
P.O. No. 12516
Page 2 of 2

Attention: Chuck Ruud

REPORT OF CHARPY IMPACT TEST

MATERIAL (SAMPLE ID): (2) Metrode B316NF, Batch # WO19711
SPECIFICATION: ASTM A 370-03a
SPECIMEN TYPE: "A" Vee Notch
SPECIMEN SIZE: 10 mm x 10 mm
TEMPERATURE OF TEST: -320°F

ALL WELD METAL	FOOT LBS.	LATERAL EXPANSION	% SHEAR
B316NF-1	48	0.030	30
B316NF-2	52	0.027	30
B316NF-3	44	0.027	30
Average	48	0.028	30

Identification of tested specimen provided by client.

KS/tw

Karl Schmitz
Karl Schmitz, Director
Materials Testing



AN OFFICIAL COPY OF TEST REPORT WILL BE PROVIDED BY THIS LABORATORY ON REQUEST. DO NOT REPRODUCE.
NOT OFFICIAL WITHOUT THE RAISED SEAL OF ST. LOUIS TESTING LABORATORIES, INC.
SEE REVERSE FOR CONDITIONS.



Certificate No. 0387-01
Certificate No. 0397-02

12



2810 Clark Avenue • St. Louis, MO 63103-2574 • (314) 531-8080 • FAX (314) 531-8085

METALTEK INTERNATIONAL
8600 Commercial Blvd.
Pevely, MO 63070

February 28, 2005
Lab No. 05P-0554
P.O. No. 12516
Page 1 of 2
(Revised Report 3-2-05)

Attention: Rick Suria

REPORT OF CHARPY IMPACT TEST

MATERIAL (SAMPLE ID): Electrode LNM 4455 & B316NF *30126682743*

SPECIFICATION: ASTM A 370-03a *L W01974*

SPECIMEN TYPE: "A" Vee Notch, All Weld *Chk 6/14/05*

SPECIMEN SIZE: 10 mm x 10 mm

TEMPERATURE OF TEST: +70°F

RESULTS:

ALL WELD	JOULES	FOOT LBS.	LATERAL EXPANSION	% SHEAR
LNM 4455-7	149	110	0.055	50
LNM 4455-8	130	96	0.050	50
LNM 4455-9	134	99	0.051	50
Average	138	102	0.052	50
ALL WELD	JOULES	FOOT LBS.	LATERAL EXPANSION	% SHEAR
B316NF-7	155	114	0.056	50
B316NF-8	151	111	0.053	50
B316NF-9	146	108	0.052	50
Average	151	111	0.054	50

Identification of tested specimen provided by client.

[Signature]
Karl Schmitz, Director
Materials Testing

KS/clm



AN OFFICIAL COPY OF TEST REPORT WILL BE PROVIDED BY THIS LABORATORY ON REQUEST. DO NOT REPRODUCE. NOT OFFICIAL WITHOUT THE RAISED SEAL OF ST. LOUIS TESTING LABORATORIES, INC. SEE REVERSE FOR CONDITIONS.



Certificate No. 0397-01
Certificate No. 0397-02



2810 Clark Avenue • St. Louis, MO 63103-2574 • (314) 531-8080 • FAX (314) 531-8085

METALTEK INTERNATIONAL
 8600 Commercial Blvd.
 Pevely, MO 63070

February 28, 2005
 Lab No. 05P-0554
 P.O. No. 12516
 Page 2 of 2
 (Revised Report 3-2-05)

Attention: Rick Suria

PROCEDURE QUALIFICATION

WELDER: TERRY STANFIELD
MATERIAL: 1" CF8MnMn, Mod
SPECIFICATION: ASME IX
ELECTRODE: B316NF
PROCESS: SMAW

*This is unrelated
 to report for C-2
 Cfr*

REDUCED SECTION TENSILE

SAMPLE ID	WIDTH INCHES	THICKNESS INCHES	AREA SQ. INCHES	ACTUAL LBS.	TENSILE STRENGTH PSI	FRACTURE
TS-2	.750	1.000	.7500	70,000	93,300	Weld Metal
TS-5	.750	1.010	.7575	71,000	93,700	Weld Metal

GUIDED BEND TEST

SAMPLE ID	BEND	RESULTS
TS-1	Side	Acceptable, No Discontinuities
TS-3	Side	Acceptable, No Discontinuities
TS-4	Side	Acceptable, No Discontinuities
TS-6	Side	Acceptable, No Discontinuities

KS/clm

[Signature]
 Karl Schmitz, Director
 Materials Testing
 CWI No. 92120161



Certificate No. 0387-01
 Certificate No. 0397-02

AN OFFICIAL COPY OF TEST REPORT WILL BE PROVIDED BY THIS LABORATORY ON REQUEST. DO NOT REPRODUCE. NOT OFFICIAL WITHOUT THE RAISED SEAL OF ST. LOUIS TESTING LABORATORIES, INC. SEE REVERSE FOR CONDITIONS.



Pogel

C-2 COIL WELD MAP

X-Ray View < 1.02

Defect Number	Photo Number	Length Inches	Width Inches	Depth Inches	Over 10% Wall Yes/No	Weld Permeability Result	MAG Permeability Executions
1	18	2 1/2	1 3/4	1/2	NO	17	OK
2	18	1 1/2	3/4	1/8	NO	17	OK
3	18	2 3/4	1 1/4	3/8	NO	7	OK
4	18	2	1 1/2	1/4	NO	7	OK
5	18	2 7/8	1 1/4	3/8	NO	7	OK
6	18	3/4	1/2	3/8	NO	7	OK
7	18	7	1 1/2	3/8	NO ✓	7	OK
8	18	2 1/4	1 1/2	5/8	NO	8	OK
9	18	2 3/4	1 1/4	1/4	NO	8	OK
10	18	3 1/2	1 1/4	1/4	NO	8	OK
11	18	13 1/4	1	3/8	NO	10	OK
12	18	4	3	1/2	NO ✓	11	OK
13	18	13 1/2	3 3/4	1/2	YES ✓	11	OK
14	18	2 1/2	1 1/2	1/8	NO	11	OK
15	18	2 3/4	1	1/4	NO	53	OK
16	18	2 1/2	1 1/2	3/4	NO	53	OK
17	18	4	2 1/2	1/2	NO ✓	54	OK
18	18	2	2	1	YES ✓	54	OK
19	19	1 1/2	3/4	3/4	NO	56	OK
20	19	2	1 1/4	1	YES ✓	57	OK
21	19	6	4	1 1/4	YES ✓	58	OK
22	19	2 3/4	2	7/8	YES	36	OK
23	19	3 1/2	2 7/8	1/4	NO	36	OK
24	19	2 1/2	1 3/4	1/4	NO	36	OK
25	19	5	1	5/8	NO	36	OK
26	19	2	1 5/8	1/2	NO	68	OK
27	19	1 3/4	1 1/2	1/4	NO	69	OK
28	19	6	5	1/4	NO ✓	69	OK
29	19	2	2	1/4	NO	30	OK
30	19	4 7/8	3 3/4	1/4	NO ✓	30	OK
31	19	7	4	7/8	YES ✓	30	OK
32	19	2 1/4	2	1/4	NO	30	OK
33	20	2	1	1/4	NO	30	OK
34	20	2	1 1/4	1/4	NO	41	OK
35	20	2 1/2	2	1/4	NO	41	OK

C-2 COIL WELD MAP

X-RAY/VTEN

Defect Number	Photo Number	Length Inches	Width Inches	Depth Inches	Over 10% Wall Yes/No	Weld Permeability Result	
36	20	2	1	1/8	NO	41	OK
37	20	1 1/2	1	1/8	NO	41	OK
38	20	2	1 1/2	3/8	NO	41	OK
39	20	4 1/2	2	1/4	NO	42	OK
40	20	2 1/2	1 1/2	3/8	NO	44	OK
41	21	3	1 1/2	1/4	NO	46	OK
42	21	2 1/2	2 1/2	1/4	NO	46	OK
43	21	3 1/4	3	1/2	NO	5	OK
44	21	2 1/2	3/4	1/2	NO	6	OK
45	21	3 1/4	1	1/4	NO	6	OK
46	22	8 3/4	2	1/4	NO ✓	11	OK
47	22	8	2 1/2	1/4	YES ✓	12	OK
48	22	6	3	1/4	NO ✓	52	OK
49	22	2	1 1/2	1/4	NO	53	OK
50	22	4	2	1/4	NO	53	OK
51	22	2 1/2	2	1/8	NO	12	OK
52	22	3 1/2	2 1/2	1	YES ✓	62	OK
53	22	4 1/2	4	1	YES ✓	13	OK
54	22	1	1	1/4	NO	13	OK
55	22	6 3/4	2 1/2	1/2	YES ✓	13	OK
56	22	1	1	1/4	NO	12	OK
57	22	1 1/2	1	1/4	NO	12	OK
58	22	3 1/2	2	1/8	NO	12	OK
59	22	6 3/4	1	1/8	NO	14	OK
60	22	1 1/2	1 1/2	3/4	YES ✓	16	OK
61	22	4 1/2	3 1/2	1/4	NO ✓	16	OK
62	22	90	5	1	YES ✓	16	OK
63	22	13	4	3	YES ✓	16	OK
64	22	3/4	1/2	1/8	NO	55	OK
65	22	2 1/2	2	1/4	NO	55	OK
66	22	3/4	1/2	1/8	NO	55	OK
67	22	10 1/2	4 1/4	2	YES ✓	58	OK
68	23	3/4	1/2	1/8	NO	59	OK
69	23	4 1/2	3	1/4	NO ✓	60	OK
70	23	3	1 1/2	1/4	NO	60	OK
71	23	3	1	1/2	YES	60	OK
72	23	1	1	1/4	NO	17	OK

C-2 COIL WELD MAP

X-RAY VIEW

Defect Number	Photo Number	Length Inches	Width Inches	Depth Inches	Over 10% Wall Yes/No	Weld Permeability Result	
73	23	7 1/4	1/4	1/8	NO	17	OK
74	23	1 1/2	1 1/2	3/4	YES	18	OK
75	23	3/4	3/4	1/8	NO	18	OK
76	23	2	1/2	3/16	NO	18	OK
77	23	4	2 1/2	1/2	YES	18	OK
78	23	1	1/2	1/4	NO	18	OK
79	23	2 1/2	2	1/4	NO	19	OK
80	23	7	3	3/8	YES ✓	61	OK
81	23	2 1/2	2	1/4	NO	67	OK
82	23	1 1/2	1 1/2	1/4	NO	61	OK
83	23	4	2 1/2	5/8	NO	61	OK
84	23	2	1/2	1/4	NO	67	OK
85	23	1 1/2	1	3/4	NO	67	OK
86	23	7 1/2	5	3	YES ✓	19	OK
87	23	3 1/2	2	1/4	NO	68	OK
88	23	4	2 1/2	5/8	NO	20	OK
89	23	3 1/2	3	1/2	YES	20	OK
90	23	2 1/2	2	1/4	NO	20	OK
91	23	2	3/4	1/4	NO	69	OK
92	23	9	4	1	YES ✓	70	OK
93	23	1 1/2	1	1/4	NO	70	OK
94	23	4	3	1 1/4	NO ✓	70	OK
95	23	4 1/8	4	1/4	NO ✓	21	OK
96	23	6	3	1/4	NO ✓	22	OK
97	23	3	2 1/2	3/4	YES	22	OK
98	23	2 1/2	1	3/4	YES	22	OK
99	23	4	4	1 1/4	YES ✓	24	OK
100	23	2 1/2	2 1/2	1/2	NO	24	OK
101	23	2 1/2	2 1/2	1 1/2	YES ✓	24	OK
102	23	2 1/2	2 1/2	1/2	YES	24	OK
103	23	2	1	1/4	NO	26	OK
104	23	24	6	1	YES ✓	26	OK
105	24	3	2	1/4	NO	26	OK
106	24	2 1/2	1 1/2	3/4	YES	28	OK
107	24	1	1	1/4	NO	28	OK
108	24	3/4	3/4	1/8	NO	28	OK
109	24	6	3	1	YES ✓	28	OK

C-2 COIL WELD MAP

X-RAY VIEW

Defect Number	Photo Number	Length Inches	Width Inches	Depth Inches	Over 10% Wall Yes/No	Weld Permeability Result	
110	24	1	1	1/8	NO	1	OK
111	24	8	5	1	YES ✓	1	OK
112	24	7	4	1	YES ✓	1	OK
113	24					1	OK
114	24	2 1/2	2	1	YES ✓	2	OK
115	24	3 1/2	7/8	3/4	YES	2	OK
116	24	5	3	3/4	YES	2	OK
117	24	1 1/2	1 1/2	1/4	NO	3	OK
118	24	2 1/2	1 3/4	1/4	NO	3	OK
119	24	10	5	1	YES ✓	3	OK
120	24					3	OK
121	24	1	1/2	1/2	YES	43	OK
122	24	10	2 1/2	1 3/4	YES ✓	43	OK
123	24	2 1/2	2	1/4	NO	44	OK
124	24	2	1 1/2	1/2	YES	44	OK
125	24	3	2 3/4	1	YES ✓	44	OK
126	24	4 1/2	3 1/2	3/4	YES ✓	50	OK
127	24	1 1/2	1	1/4	NO	50	OK
128	24	4	2 1/2	1/4	NO	50	OK
129	24	2	1 1/2	1/4	NO	45	OK
130	24	2	1	1/4	NO	51	OK
131	24	2	1/2	1/4	NO	51	OK
132	25	1 1/2	1	1/4	NO	90	OK
133	25	2 1/2	1	1/2	YES	90	OK
134	25	3	1	1/2	YES	89	OK
135	25	2 1/2	2	1/2	YES	89	OK
136	25	2	1	1/4	NO	89	OK
137	25	1	1	1/4	NO	88	OK
138	25	2	1	1/4	NO	88	OK
139	25	7	5 1/2	1/2	YES ✓	88	OK
140	25	2	1	1/4	NO	88	OK
141	25	5	2	1/2	YES ✓	87	OK
142	25	2 1/2	2	1/4	NO	87	OK

C-2 COIL WELD MAP

X-RAY VIEW

Defect Number	Photo Number	Length Inches	Width Inches	Depth Inches	Over 10% Wall Yes/No	Weld Permeability Result	
143	25	5	2 3/4	1/8	NO ✓	93	OK
144	25	5	2 1/2	1/4	NO ✓	93	OK
145	25	1 1/2	1	1/8	NO	93	OK
146	25	3	2 1/2	1/4	NO	93	OK
147	25	3	2 1/2	1/4	NO	92	OK
148	25	12	3	1	YES ✓	85	OK
149	26	1 1/2	1	1/4	NO	14	OK
150	26	3	2	1/8	NO	115	OK
151	26	6	2	1/8	NO ✓	14	OK
152	26	1 1/2	1 1/2	1	YES ✓	14	OK
153	26	3	1 1/2	1/8	NO	13	OK
154	26	2 3/4	1	1/8	NO	13	OK
155	26	3	1 1/2	1	YES ✓	117	OK
156	26	2	1	1/4	NO	36	OK
157	26	2	1	1/2	FCS	36	OK
158	26	2	1	1/4	NO	36	OK
159	26	3	2 3/4	1 1/2	YES ✓	30	OK
160	26	3	2	5/8	YES	39	OK
161	26	6	2	1	YES ✓	39	OK
162	26	4 1/2	1	3/4	YES	39	OK
163	27	1	1/2	1/2	FCS	97	OK
164	27	2 1/2	1	1/8	NO	97	OK
165	27	2	1 1/4	1/4	NO	37	OK
166	27	3	2	1/4	NO	36	OK
167	27	1 1/2	1	1/8	NO	35	OK
168	27	3	2	1/8	NO	35	OK
169	27	13	2	1 3/4	YES ✓	35	OK
170	27	2	1	1/2	YES	39	OK
171	27	2	1	1/8	NO	39	OK
172	27	2 1/2	1 3/4	1/4	NO	38	OK
173	27	2	1	1/8	NO	38	OK
174	27	2	1	1/8	NO	38	OK
175	27	3	2 1/2	1/8	NO	8	OK
176	27	2	1	1/4	NO	8	OK
177	27	2	1	1/4	NO	8	OK

C-2 COIL WELD MAP

X-RAY VIEW

Defect Number	Photo Number	Length Inches	Width Inches	Depth Inches	Over 10% Wall Yes/No	Weld Permeability Result	
178	27	3	1 3/4	1/4	NO	100	OK
179	27	2	1	1/8	NO	100	OK
180	27	3 1/2	2	1/4	NO	100	OK
181	27	3	1/4	1/8	NO	101	OK
182	27	4	2	1/4	NO	101	OK
183	27	3	2	1/2	YES	102	OK
184	27	1	1	1/4	NO	103	OK
185	27	2 3/4	1	1	YES ✓	104	OK
186	27	1	1	1/4	NO	105	OK
187	27	2	1	1/4	NO	23	OK
188	27	3 1/2	2	1/4	NO	24	OK
189	27	3	2	1/4	NO	25	OK
190	27	2 1/2	2	1/4	NO	100	OK
191	27	2 1/2	1	3/4	YES	100	OK
192	27	4	3	1/2	YES ✓	100	OK
193	27	8	1 1/2	1	YES ✓	100	OK
194	27	19	2	1/2	YES ✓	100	OK
195	27	2 3/4	2	1/2	YES	100	OK
196	27	6	1 3/4	2	YES ✓	5	OK
197	27	1 1/2	1	1/2	YES	5	OK
198	27	3	2	1/4	NO	5	OK
199	27	2	1 1/4	1/4	NO	5	OK
200	27	4	3	1/4	NO ✓	5	OK
201	27	1 1/2	1	1/2	YES	101	OK
202	27	7 3/4	2	1	YES ✓	102	OK
203	27	6 3/4	1 1/2	1/2	YES	102	OK
204	27	3	2	1/2	YES	102	OK
205	27	2	1 1/4	1/4	NO	103	OK
206	27	4	2	1/4	NO	103	OK
207	27	2	1 1/2	1/4	NO	103	OK
208	27	1	1	1/4	NO	103	OK
209	27	3 1/2	1 1/2	1	YES ✓	4	OK
210	27	1	3/4	1/4	NO	4	OK
212	27	4	2 1/2	1/4	NO	3	OK
213	27	6	2 1/2	3/4	YES ✓	34	OK
214	27	4	2	3/4	YES	34	OK

C-2 COIL WELD MAP

X-RAY VIEW

Defect Number	Photo Number	Length Inches	Width Inches	Depth Inches	Over 10% Wall Yes/No	Weld Permeability Result	
215							
216	27	3 1/2	1	3/4	YES	31	OK
217	27	2	2	1	YES ✓	2	OK
218	27	2	1	3/4	YES	33	OK
219	27	2	1	1/4	NO	2	OK
220	28	3	1	1	YES ✓	106	OK
221	28	5	4	1/4	NO ✓	23	OK
222	28	4	1	1/4	NO	23	OK
223	28	13	4	1/2	YES ✓	24	OK
224	28	2	1	1/4	NO	24	OK
225	28	9 1/2	7	1/2	YES ✓	22	OK
226	28	3	1 3/4	1/2	YES	20	OK
227	28	1 1/2	1	1/4	NO	20	OK
228	28	1 1/2	1	1/4	NO	19	OK
229	28	2 1/2	1	1	YES ✓	109	OK
230	29	6	2	1 1/2	YES ✓	17	OK
231	29	7	1 1/2	3/4	YES	17	OK
232	29	3	1 1/4	3/4	YES	17	OK
233	29	3	1 1/4	3/4	YES	17	OK
234	29	3	2	1/8	NO	15	OK
235	30	1 1/2	3/4	1/4	NO	15	OK
236	30	1	3/4	1/8	NO	15	OK
237	30	2	3/4	1/4	NO	15	OK
238	30	2	1	1/4	NO	15	OK
239	30	1 3/4	1	1/4	NO	15	OK
240	30	8 1/8	3 3/4	1/4	YES ✓	15	OK
241	30	3	1/4	1/8	NO	11	OK
242	31	1/2	1/2	1/8	NO	11	OK
243	31	1 1/2	1 1/2	1/4	NO	11	OK
244	31	1/2	1/2	1/8	NO	112	OK
245	31	6	1	3/4	YES	11	OK
246	31	9	2	1/4	YES ✓	112	OK
247	22	8 3/8	3 5/4	1/2	YES ✓	24	OK
248	22 A	1	1	1/2	NO	14	OK
249	22 A	1	1	1/2	NO	14	OK
250	22 A	1	1	1/2	NO	14	OK
251	22 A	5 1/2	1 1/2	1/8	NO	64	OK

C-2 COIL WELD MAP

X-RAY VIEW

Defect Number	Photo Number	Length Inches	Width Inches	Depth Inches	Over 10% Wall Yes/No	Weld Permeability Result	
252	22 *	2 1/2	2 1/4	1/4	NO	64	OK
253	22 *	9	4 1/2	1/2	YES ✓	64	OK
254	22 A	13	2 1/4	1/2	YES ✓	63	OK
255	22 *	1	7	1/8	NO	63	OK
256	22 *	1	1	1/8	NO	63	OK
257	22 *	1 1/2	1	1/8	NO	63	OK
258	23 A	1	1/2	1/8	NO	63	OK
259	23 A	4	1	1/8	NO	63	OK
260	23 *	1 1/2	1	1/4	NO	63	OK
261	23 A	6 1/2	5 1/2	1/2	YES ✓	63	OK
262	24 A	2 1/2	1	1/4	NO	63	OK
263	24 A	8	2 3/4	3/4	YES ✓	63	OK
264	24 A	10	4 1/4	1/2	YES ✓	63	OK
265	24 A	2 1/2	1 1/2	1/2	NO	63	OK
266	24 *	2 1/2	1 1/2	1/2	NO	62	OK
267	24 *	2 1/4	1	1/4	NO	62	OK
268	24 *	6 1/2	4 1/2	1	YES ✓	62	OK
269	24 A	6 1/2	3 3/4	3/4	YES ✓	62	OK
270	24 A	13 1/2	3 3/4	3/4	YES ✓	71	OK
271	24 A	7	3/4	1/2	NO	71	OK
272	25 A	9	2	1/2	NO ✓	10	OK
273	25 A	7	2 1/2	1/2	NO ✓	83	OK
274	25 A	17	1	3/4	YES ✓	71	OK
275	25 A	9 3/4	3/4	3/4	YES	72	OK
276	25 A	4	4	3/4	YES ✓	72	OK
277	25 A	14	2 1/4	1 1/2	YES ✓	74	OK
278	25 A	2	1	1/4	NO	75	OK
279	25 *	2	1 1/2	1/4	NO	75	OK
280	25 A	2 1/4	1 1/2	1/4	NO	75	OK
281	25 A	6 1/2	3/4	3/4	YES	82	OK
282	26 A	4	3/4	1/4	NO	76	OK
283	26 *	1	1/4	1/8	NO	77	OK
284	26 A	3	2	1/8	NO	4	OK

C-2 COIL WELD MAP

X-RAY VIEW

Defect Number	Photo Number	Length Inches	Width Inches	Depth Inches	Over 10% Wall Yes/No	Weld Permeability Result
285	26 A	2	1	1/4	NO	4
286	26 A	3	2 1/2	1/4	NO	4
287	26 A	4	2	1/4	NO	4
288	26 A	4	2 1/2	1/4	NO	4
289	26 A	14	5	1/2	NO ✓	30
290	26 A	13	5 1/2	1	YES ✓	30
291	26 A	1 1/2	1	1/8	NO	30
292	26 A	1 1/2	8 3/8	1	YES ✓	29
293	26 A	3/4	1/2	1/8	NO ✓	29
294	27A	5 1/2	4 1/2	3/4	YES ✓	29

OK
OK
OK
OK
OK
OK
OK
OK
OK
OK
OK
OK


4/1/05
SS

C-2 COIL WELD MAP #2

Submitted 6-15-05 C. Ruud

Defect Number	Photo Number	Length Inches	Width Inches	Depth Inches	Over 10% Wall Yes/No	Rt View
295	1	4 1/2"	3 1/4"	7/8"	Y	92-93

Photo 1





14

Carondelet Division

8600 Commercial Blvd. - Pevely, MO 63070 USA
Phone: 636-479-4499 - Fax: 636-479-3399

Final Inspection Report

Customer Name: ENERGY INDUSTRIES OF OHIO

Pattern: MCWF-C2

Order Number: PPPL-FP-LTS-2

Revised 7/26/05

ASTM Metal CF8MNMN MOD

Date 7/26/2005

Type Description	Cert Number	Procedure	Acceptance Criteria	Actual
Liquid Penetrant	S75920-1	CQP - 300 Rev 9	SEE NOTE	Acceptable
Notes Acceptance per ASTM A903. Acceptance criteria - level 1 for high stressed areas, level 2 for all other areas.				
Mag Perm	S75920-1	SOP Mag Perm 100 Rev 1	<1.02	Acceptable
Radiographic	S75920-1	Technique # 12726	MSS SP 54	Acceptable
Visual	S75920-1	CQP - 500 REV 4	ASTM A802 LEVEL 2	Acceptable

Liquid Penetrant

Technician: Jason Rees
ASNT Level II

Respectfully Submitted,
Charles A. Ruud
Quality Assurance Manager

Superior Quality Engineered Metal Products

www.MetalTekInt.Com

TEAM COOPERHEAT-MQS, INC.

CERTIFIED RADIOGRAPHIC INSPECTION REPORT

FORM 6061-RT- 002 Rev.2

5512 W. State St. Milwaukee, WI 53208 Tel:(414)771-3060 Fax:(414)771-9481 (800)818-6403 www.cooperheat-mqs.com

CUSTOMER

NAME METAL TEK INTERNATIONAL
 ADDRESS 8600 COMMERCIAL BLVD
 CITY PEVELY STATE MO ZIP 63070

DATE 05/20/2005 WORK ORDER NO. 361-02283

P.O. NUMBER 21041 XRAY X

GAMMA

PROCEDURE SPECIFICATION
 ASTM E94-93

ACCEPTANCE CRITERIA
 MSS-SP-54-1999

SHEET OF

PART NUMBER	Serial No	View	No Apparent Indications		Incomplete Penetration		Shrinkage		Film Artifacts		REMARKS
			Acceptable	Rejection	Dross or Slag	Porosity	Lack of Fusion Gas Cracks	Hot Tears	Under cut	Surface	
MCWF -C2	1	1-2	✓		2						
MAIN BODY		2-3	✓								
E.I.O. C040851		3-4	✓				1				
		4-5	✓								
MS75920		5-6	✓								
		7-8	✓								
		8-9	✓								
	9	9-10	✗ _{ST}	R		2					
		11-12	✓		2					R-2 ✓ 3+	
		12-13	✓								✓
		13-14	✓		1						✓
		15-16	✓			1					
		16-17	✓		1						
		18-19	✓								✓
		19-20	✓								✓
		20-21	✓		2						✓
		21-22	✓		1						✓
		23-24	✓		1						✓
		24-25	✓								✓
		26-27	✓				2				✓
		27-28	✓								✓
		29-30	✓		1						✓
		30-31	✓		1						✓

NO. REJECTED 1

MQS TECH. NO. 12970 SHT. REV.

CUST. RSS NO. SHT. REV.

REVIEWER [Signature] S. TOWLE
 CERTIFIED NOT LEVEL (RT) II

COMMENTS

TEAM COOPERHEAT-MQS, INC.

CERTIFIED RADIOGRAPHIC INSPECTION REPORT

FORM 6061-RT- 002 Rev.2

5512 W. State St. Milwaukee, WI 53208 Tel:(414)771-3060 Fax:(414)771-9481 (800)818-6403 www.cooperheat-mqs.com

CUSTOMER

NAME METAL TEK INTERNATIONAL
 ADDRESS 8600 COMMERCIAL BLVD
 CITY PEVELY STATE MO ZIP 63070

DATE 05/20/2005

WORK ORDER NO.
361-02283

P.O. NUMBER
21041

XRAY X

GAMMA

PROCEDURE SPECIFICATION
ASTM E94-93

ACCEPTANCE CRITERIA
MSS-SP-54-1999

SHEET OF

PART NUMBER	Serial No	View	No Apparent Indications		Incomplete Penetration		Shrinkage		Film Artifacts		REMARKS
			Acceptable	Rejection	Dross or Slag	Porosity	Lack of Fusion Gas Cracks	Hot Tears	Under cut	Surface	
MCWF -C2	1	32-33	✓		2						
MAIN BODY		33-34	✓							✓	
E.I.O. C040851		35-36	✓		2					✓	
		36-37	✓							✓	
MS75920		38-39	✓							✓	
		39-40	✓		2					✓	
		41-42	✓							✓	
		42-43			R - See				R	✓	
		44-45	✓							✓	
		45-46			R				R	✓	
		47-48			R				R	✓	
		48-49			R				R (2)	✓	
		49-50-51	✓		R				R (2)	✓	
		52-53	✓							✓	
		53-54	✓							✓	
		54-55	✓							✓	
		55-56	✓							✓	
		56-57	✓							✓	
		57-58	✓							✓	
		58-59	✓							✓	
		59-60	✓							✓	
		60-61	✓							✓	
		62-63	✓							✓	
		63-64	✓			2				✓	
		65-66	✓							✓	

NO. ACCEPTED 6 NO. REJECTED 1

MQS TECH. NO. 12970 SHT. REV.

CUST. RSS NO. SHT. REV.

REVIEWER [Signature] S. TERA LO
 CERTIFIED NOT LEVEL (RT) II

TEAM COOPERHEAT-MQS, INC.

CERTIFIED RADIOGRAPHIC INSPECTION REPORT

FORM 6061-RT- 002 Rev.2

5512 W. State St. Milwaukee, WI 53208 Tel:(414)771-3060 Fax:(414)771-9481 (800)818-6403 www.cooperheat-mqs.com

CUSTOMER

NAME METAL TEK INTERNATIONAL
 ADDRESS 8600 COMMERCIAL BLVD
 CITY PEVELY STATE MO ZIP 63070

DATE 05/20/2005

WORK ORDER NO. 361-02283

P.O. NUMBER 21041

XRAY X
 GAMMA

PROCEDURE SPECIFICATION ASTM E94-93

ACCEPTANCE CRITERIA MSS-SP-54-1999

SHEET OF

PART NUMBER	Serial No	View	No Apparent Indications		Dross		Incomplete Penetration		Shrinkage		Film Artifacts		REMARKS
			Acceptable	Rejected	Inclusion	or Porosity	Lack of Fusion	Gas Cracks	Hot Tears	Under cut	Surface		
MCWF -C2	1	67-68	✓										
MAIN BODY		68-69	✓										
E.I.O. C040851		69-70	✓										
		V64	✓										
MS75920		71-72	✓		1								
		72-73	✓										
		73-74	✓										
		74-75	✓										
		75-76	✓										
		76-77	✓										
		78-79	✓		1								
		79-80	✓										
		80-81	✓										
		81-82	✓										
		83-84	✓										
		85-86	✓		2								
		86-87	✓		1								
	✓	87-88		R									
		88-89	✓										
		90-91	✓		1								
	✓	92-93		R									
		V94	✓						2 R				
		V95	✓						1				
		96-97	✓										
	✓	97-98		R						R			

NO. ACCEPTED 6 NO. REJECTED 1 MQS TECH. NO. 12970 SHT. REV.
 COMMENTS CUST. RSS NO. SHT. REV.
 REVIEWER [Signature] CERTIFIED NDT LEVEL (RT) J. TERALB

TEAM COOPERHEAT-MQS, INC.

CERTIFIED RADIOGRAPHIC INSPECTION REPORT

FORM 6061-RT- 002 Rev.2

5512 W. State St. Milwaukee, WI 53208 Tel:(414)771-3060 Fax:(414)771-9481 (800)818-6403 www.cooperheat-mqs.com

CUSTOMER

NAME METAL TEK INTERNATIONAL
 ADDRESS 8600 COMMERCIAL BLVD
 CITY PEVELY STATE MO ZIP 63070

DATE 05/20/2005

WORK ORDER NO.
361-02283

P.O. NUMBER
21041

XRAY X
GAMMA

PROCEDURE SPECIFICATION
ASTM E94-93

ACCEPTANCE CRITERIA
MSS-SP-54-1999

SHEET OF

PART NUMBER	Serial No	View	No Apparent Indications		Incomplete Penetration		Shrinkage		Film Artifacts		REMARKS
			Acceptable	Rejection	Inclusion or Slag	Porosity	Lack of Fusion Gas Cracks	Hot Tears	Under cut	Surface	
MCWF -C2	1	98-99	✓		R						
MAIN BODY		10-101	✓		R						
E.I.O. C040851		102-102	✓								
		102-103	✓								
MS75920 P		103-104			R						
		104-105			R			R			
		105-107			R			R			
		107-108	✓					R			
		108-109	✓								
		109-110	✓								
		111-112	✓		1						
		112-113	✓			2					
		114-115	✓								
		115-116	✓					2			
		116-117			R			R			

NO. ACCEPTED NO. REJECTED 1

MQS TECH. NO. 12970 SHT. REV.
 CUST. RSS NO. SHT. REV.

REVIEWER [Signature]
 CERTIFIED LEVEL (RT) [Signature]

TEAM COOPERHEAT-MQS, INC.

CERTIFIED RADIOGRAPHIC INSPECTION REPORT

FORM 6061-RT- 002 Rev.2

5512 W. State St. Milwaukee, WI 53208 Tel:(414)771-3060 Fax:(414)771-9481 (800)818-6403 www.cooperheat-mqs.com

CUSTOMER

NAME METAL TEK INTERNATIONAL
 ADDRESS 8600 COMMERCIAL BLVD
 CITY PEVELY STATE MO ZIP 63070

DATE 05/20/2005

WORK ORDER NO.
361-02283

P.O. NUMBER
21041

XRAY X

GAMMA

PROCEDURE SPECIFICATION
ASTM E94-93

ACCEPTANCE CRITERIA
MSS-SP-54-1999

SHEET _____ OF _____

PART NUMBER	Serial No	View	No Apparent Indications		Dross		Incomplete Penetration		Shrinkage			Film Artifacts		REMARKS
			Acceptable	Rejection	Inclusion	Porosity	Lack of Fusion	Gas	Cracks	Hot Tears	Under cut	Surface		
MCWF -C2	1	1-2	✓				1						✓	
INSIDE RAIL		2-3	✓				1						✓	
E.I.O. C040851		3-4	✓				1						✓	
		4-5	✓				1						✓	
MS75920		5-6	✓										✓	
		6-7	✓										✓	
		7-8	✓										✓	
		8-9	✓										✓	
		9-10	✓										✓	
		10-11	✓										✓	
		11-12	✓										✓	
		12-13	✓		1								✓	
		13-14	✓										✓	
		14-15	✓				1						✓	
		15-16	✓										✓	
		16-17	✓		1		2-3						✓	
		17-18	✓				1						✓	
		18-19	✓										✓	
		19-20	✓		2								✓	
		20-21	✓										✓	
		21-22	✓						1-2				✓	
		22-23	✓						1				✓	
		23-24	✓										✓	
		24-25	✓										✓	
		25-26	✓										✓	

NO. ACCEPTED 1 NO. REJECTED 0

MQS TECH. NO. 12970 SHT. REV.

CUST. RSS NO. REV.

REVIEWER S. TERRELL
 CERTIFIED NOT LEVEL (RT) ST

TEAM COOPERHEAT-MQS, INC.

CERTIFIED RADIOGRAPHIC INSPECTION REPORT

FORM 6061-RT- 002 Rev.2

5512 W. State St. Milwaukee, WI 53208 Tel:(414)771-3060 Fax:(414)771-9481 (800)818-6403 www.cooperheat-mqs.com

CUSTOMER

NAME METAL TEK INTERNATIONAL
 ADDRESS 8600 COMMERCIAL BLVD
 CITY PEVELY STATE MO ZIP 63070

DATE 05/20/2005 WORK ORDER NO. 361-02283
 P.O. NUMBER 21041 XRAY X
 GAMMA

PROCEDURE SPECIFICATION ASTM E94-93 ACCEPTANCE CRITERIA MSS-SP-54-1999

SHEET OF

PART NUMBER	Serial No	View	No Apparent Indications		Dross or Porosity		Incomplete Penetration		Shrinkage		Film Artifacts		REMARKS
			Acceptable	Rejected	Inclusion	Porosity	Lack of Fusion	Gas Cracks	Hot Tears	Undercut	Surface		
MCWF -C2	1	26-27	✓		1							✓	
INSIDE RAIL		V28	✓									✓	
E.I.O. C040851		29-30	✓		1							✓	
		30-1	✓									✓	
MS75920												✓	

NO. ACCEPTED 1 NO. REJECTED 0 MQS TECH. NO. 12970 SHT. REV.

COMMENTS CUST. RSS NO. SHT. REV.

REVIEWER *[Signature]* S. TONALIS
 CERTIFIED NDT LEVEL (RT) II

TEAM COOPERHEAT-MQS, INC.

CERTIFIED RADIOGRAPHIC INSPECTION REPORT

FORM 6061-RT- 002 Rev.2

5512 W. State St. Milwaukee, WI 53208 Tel:(414)771-3060 Fax:(414)771-9481 (800)818-6403 www.cooperheat-mqs.com

CUSTOMER

NAME METAL TEK INTERNATIONAL
 ADDRESS 8600 COMMERCIAL BLVD
 CITY PEVELY STATE MO ZIP 63070

DATE 06/11/2005

WORK ORDER NO.
361-02341

P.O. NUMBER
21041

XRAY X
GAMMA

PROCEDURE SPECIFICATION
ASTM E94-93

ACCEPTANCE CRITERIA
MSS-SP-54-1999

SHEET 1 OF 1

PART NUMBER	Serial No	View	No Apparent Indications		Dross or Porosity		Incomplete Penetration		Shrinkage		Film Artifacts		REMARKS
			Acceptable	Rejected	Inclusion	Slag	Lack of Fusion	Gas Cracks	Hot Tears	Under cut	Surface		
MCWF -C2	1	9-10	✓		2								
		41-42	✓		1				1				✓
E.I.O. C040851		45-46	✓		1					2			
		47-48	✓		1					1			
MS75920		48-49	✓										
(R1)		87-88	✓										✓
		92-93		R				R					✓
		97-98	✓						1				
		103-104	✓										
		104-105	✓										
		106-107	✓		1								
		116-117	✓		1								

NO. ACCEPTED 0 NO. REJECTED 1

COMMENTS

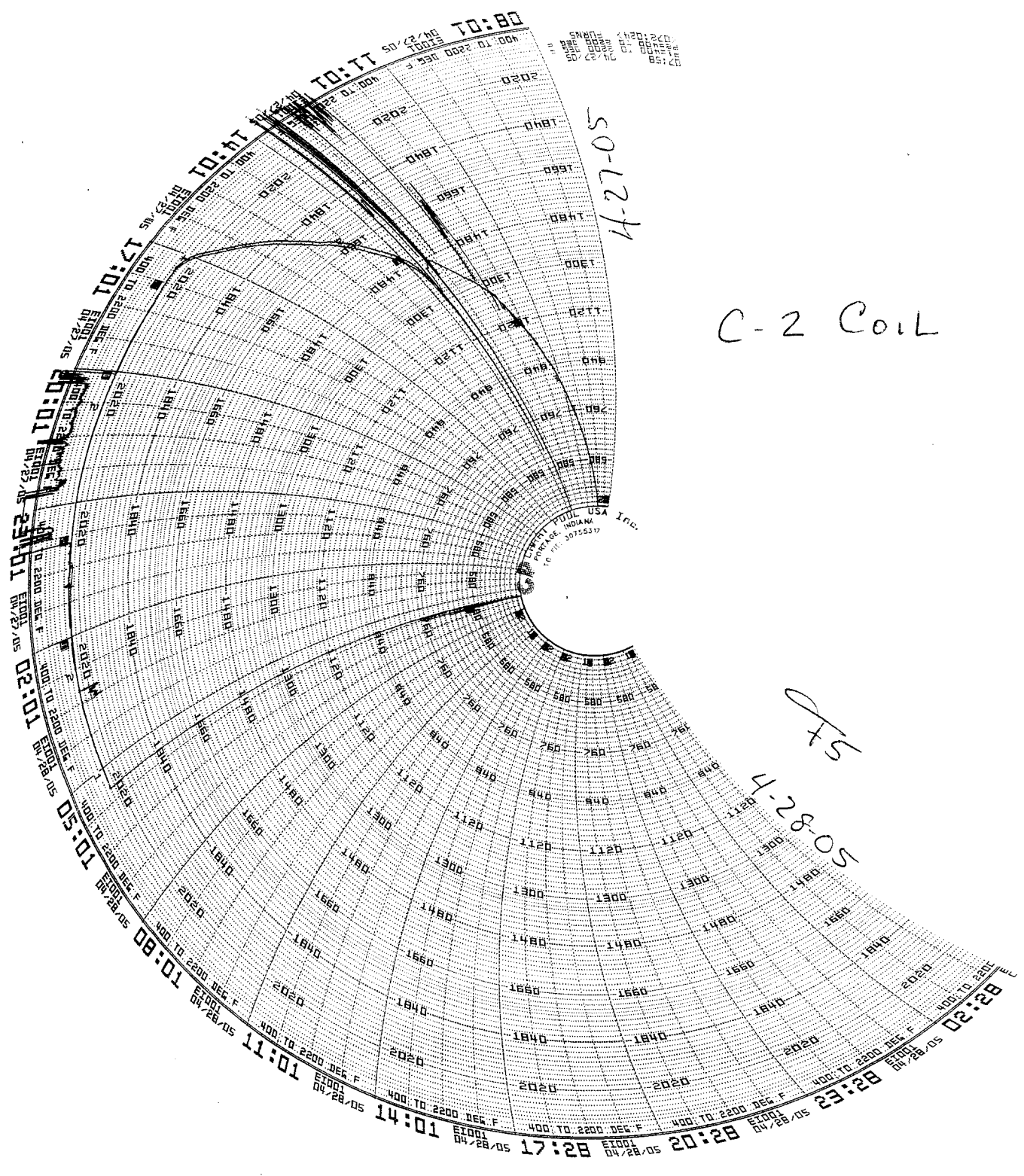
MQS TECH. NO. 12970 SHT. REV.

CUST. RSS NO. SHT. REV.

REVIEWER John Petroske

CERTIFIED NOT LEVEL (RT)

John Petroske RT II Exp. 01/08



UNITED STATES OF AMERICA
 POSTAGE WILL BE PAID BY ADDRESSEE
 PERMIT NO. 10073
 WASHINGTON, D.C. 20540

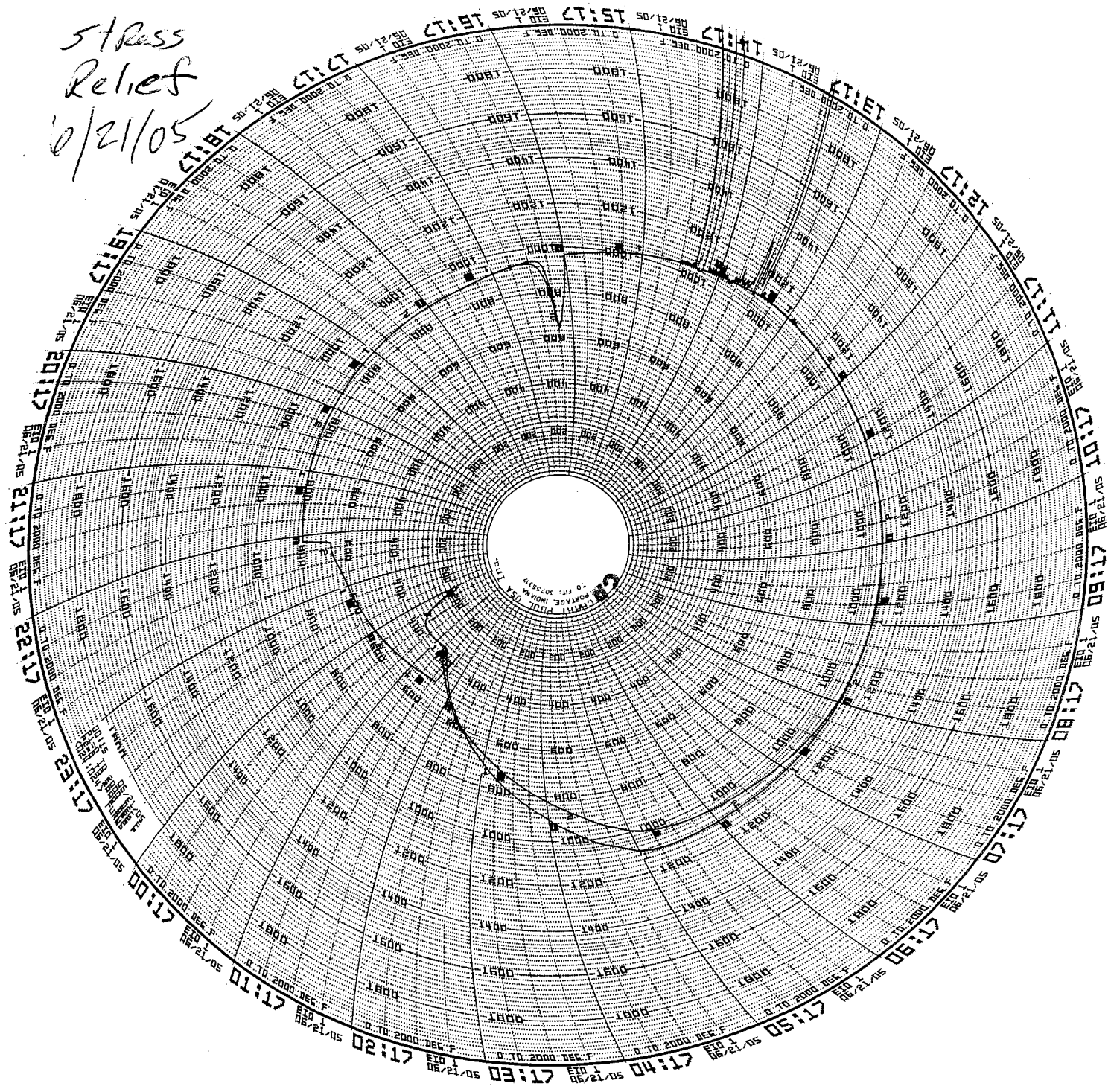
4-27-05

C-2 Coil

JS

4-28-05

C-2 Coil
5 Pass
Relief
6/21/05





18

Corrective Action 1292
Carondelet Division - CA / PA / RGA Database
Corrective Action Type NCR
Date 6/1/2005 6-2-05 Rev *I chr*
CA Originator C. Ruud
Pattern Number: C-2 Coil

Description of Defect / Non-Conformance

104 defects requiring major welds were found during visual, LP and RT inspections.

Root Cause

Inherent to the manufacturing process.

Corrective Action Weld upgrade C1 casting. Welding will be performed following the approved procedure FOR WELDS <2" - WPS 10-SMAW-CF8MNMN MOD REV 1. FOR WELDS <8" - WPS 15-GMAW-CF8MNMN MOD REV 2.

Verification of Corrective Action

All repairs will be verified by the inspection method used to discover the original defect.

A handwritten signature in black ink, appearing to read "C. Ruud".

Signed: C. Ruud

CC: Roger Broman, Barry Craig, Joe Edwards, E.J. Kubick

Corrective Action 1292a
Carondelet Division - CA / PA / RGA Database
Corrective Action Type NCR
Date 6/15/2005
CA Originator C. Ruud
Pattern Number: C -2 Coil

Description of Defect / Non-Conformance

Defect found during RT verification. Result in a major weld.

Root Cause

Lack of fusion was discovered.

Corrective Action

Weld repair will be made according to approved procedures.

Verification of Corrective Action

Area will be LP and RT inspected.

Estimated Completion Date

6/15/05

Actual Completion Date

Complete.



Signed: C. Ruud

CC: Roger Broman, Barry Craig, Joe Edwards, E.J. Kubick



Corrective Action 1302
Carondelet Division - CA / PA / RGA Database
Corrective Action Type NCR
Date 5/29/2005
CA Originator C. Ruud
Pattern Number: C-2 Coil

Description of Defect / Non-Conformance

Failed to differentiate two directions of test material on pattern/casting per the requirement of NCSX-CSPEC-141-03-07, SECTION 4.2.2.

Root Cause

Failed to communicate specification to Pattern Shop to add cast on test material specimens in the transverse direction.

Corrective Action

Will request a deviation to eliminate requirement.

Verification of Corrective Action

N/A

Preventive Action

Create Inspection and Test Plan summarizing all requirements.

Estimated Completion Date

6/15/05

Actual Completion Date

A handwritten signature in black ink, appearing to read "C. Ruud".

Signed: C. Ruud

CC: Roger Broman, Barry Craig, Joe Edwards, E.J. Kubick

*Accept As-Is. NCSX-CSPEC-141-03-07
is being revised to eliminate the requirement
to test in 2 directions. 6-6-05 pta
Ref. also 1301.*

TEAM COOPERHEAT-MQS, INC.

RADIOGRAPHIC TECHNIQUE SHEET

FORM 20.3-61 Rev. 4

5512 W. State St-Milwaukee, WI 53208 (414) 771-3060 Fax (414)771-9481 (800) 818-6403 www.cooperheat-mqs.com

CUSTOMER RSS NO.: _____ SHEET: _____ REV: _____
 MQS TECH. NO.: 12970
 MQS RSS NO.: _____

CUSTOMER METALTEK INTERNATIONAL DATE: 1-18-2005

PART NO. MCWF-C12103989 DESCRIPTION C2 COIL CASTING MATERIAL CF8MNM

TOTAL NUMBER OF VIEWS 121 NUMBER X-RAY VIEWS 121 NUMBER GAMMA RAY VIEWS 0

MACH(s) MAKE(s) VARIAN MODEL(s) L2000 S/N(s) 20 MAX KV(s) 7500

SOURCE(s) N/A

PROCEDURE SPECIFICATION MSS-SP-54 ACCEPTANCE CRITERIA MSS-SP-54

MQS PROCEDURE NO. 20.H.010 REV. 0 PENETRATOR SPEC. ASTM E142-86

PROCESSING: AUTOMATIC PROCESSOR B2000 MANUAL TEMPERATURE 27.2°

TECHNICIAN J.P., S.S. NDT LEVEL II APPROVED BY Chris Rudolph NDT LEVEL III

VIEW IDENTIFICATION	*				
SOURCE/X-RAY MACH USED	VARIAN				
CURIES OR KV	7500				
MA OR PULSES	N/A				
SOURCE TO FILM DISTANCE	*				
EXPOSURE TIME OR RADS	*				
MATERIAL THICKNESS	I				
MATERIAL GROUP	I				
PENETRATOR SIZE/(AMT)	GP. <input type="checkbox"/> I	*	SEE ATTACHED	INFORMATION	
SHIM BLOCK SIZE	GP. <input type="checkbox"/>	N/A			
FILM SIZE	*				
FILM TYPE/BRAND	*				
PB SCREEN, FRONT	.010				
PB SCREEN, BACK	.010				
SENSITIVITY	2-2T				
FILTER TYPE/LOCATION	N/A				
MASKING TYPE/LOCATION	N/A				
ANGLE	*				
NO. OF FILMS IN CASSETTE	*				
VIEWING: SING./DOUB./BOTH	S-B				
FOCAL SPOT SIZE	2 MM				
SKETCH AND/OR REMARKS	SEE ATTACHED				
GEOMETRIC UNSHARPNESS					

CUSTOMER Metalttek RSS # 12970 PART NO. MCWF-C2

VIEW	SFD	EXP. TIME	FILM TYPE	FILM SIZE	THK. RANGE	IQI
1-2	65"	25 KR	T	14 X 17	2-3/4"	50(2)
2-3	65"	25 KR	T	14 X 17	2-3/4"	50(2)
3-4	65"	25 KR	T	14 X 17	2-3/4"	50(2)
4-5	65"	25 KR	T	14 X 17	2-3/4"	50(2)
5-6	65"	25 KR	T	14 X 17	2-3/4"	50(2)
7-8	65"	25 KR	T	14 X 17	2-3/4"	50(2)
8-9	65"	25 KR	T	14 X 17	2-3/4"	50(2)
9-10	65"	25 KR	T	14 X 17	2-3/4"	50(2)
10-11	65"	25 KR	T	14 X 17	2-3/4"	50(2)
11-12	65"	25 KR	T	14 X 17	2-3/4"	50(2)
12-13	65"	25 KR	T	14 X 17	2-3/4"	50(2)
13-14	65"	25 KR	T	14 X 17	2-3/4"	50(2)
14-15	65"	25 KR	T	14 X 17	2-3/4"	50(2)
15-16	65"	25 KR	T	14 X 17	2-3/4"	50(2)
16-17	65"	25 KR	T	14 X 17	2-3/4"	50(2)
17-18	65"	25 KR	T	14 X 17	2-3/4"	50(2)
18-19	65"	25 KR	T	14 X 17	2-3/4"	50(2)
19-20	65"	25 KR	T	14 X 17	2-3/4"	50(2)
20-21	65"	25 KR	T	14 X 17	2-3/4"	50(2)
21-22	65"	25 KR	T	14 X 17	2-3/4"	50(2)
23-24	65"	25 KR	T	14 X 17	2-3/4"	50(2)
24-25	65"	25 KR	T	7 x 17	2-3/4"	50(2)
26-27	65"	25 KR	T	7 x 17	2-3/4"	50(2)
27-28	65"	25 KR	T	7 x 17	2-3/4"	50(2)
29-30	70"	25 KR	M125	14 x 17	1-1/2"	30(2)
30-31	70"	25 KR	M125	11 x 17	1-1/2"	30(2)
32-33	70"	25 KR	M125	14 x 17	1-1/2"	30(2)
33-34	70"	25 KR	M125	14 x 17	1-1/2"	30(2)
35-36	70"	25 KR	M125	11 x 14	1-1/2"	30(2)
36-37	70"	25 KR	M125	14 x 17	1-1/2"	30(2)
38-39	70"	25 KR	M125	14 x 17	1-1/2"	30(2)
39-40	70"	25 KR	M125	14 x 17	1-1/2"	30(2)
41-42	85"	35 KR	T/M125	14 X 17	1-1/2" - 2"	30, 40
42-43	85"	35 KR	T/M125	14 X 17	1-1/2" - 2"	30, 40
44-45	85"	35 KR	T/M125	14 X 17	1-1/2" - 2"	30, 40
45-46	85"	35 KR	T/M125	14 X 17	1-1/2" - 2"	30, 40
47-48	85"	35 KR	T/M125	14 X 17	1-1/2" - 2"	30, 40
48-49	85"	35 KR	T/M125	14 X 17	1-1/2" - 2"	30, 40
50-51	85"	35 KR	T/M125	14 X 17	1-1/2" - 2"	30, 40
52-53	90"	40 KR	D8/T/AA/Dumb	14 x 17	1-1/2" - 7"	30,40,100,140
53-54	90"	40 KR	D8/T/AA/Dumb	14 x 17	1-1/2" - 7"	30,40,100,140
54-55	90"	40 KR	D8/T/AA/Dumb	14 x 17	1-1/2" - 5"	30,40,100

VIEW	SFD	EXP. TIME	FILM TYPE	FILM SIZE	THK. RANGE	IQI
55-56	90"	40 KR	D8/T/AA/Dumb	14 x 17	1-1/2" - 5"	30,40,100
56-57	90"	40 KR	D8/T/AA/Dumb	14 x 17	1-1/2" - 5"	30,40,100
57-58	93"	65 KR	D8/AA/T/D8	14 x 17	3" - 7"	60,140
58-59	90"	40 KR	T/M125	14 x 17	1-1/2" - 2"	30,40
59-60	90"	40 KR	T/M125	14 x 17	1-1/2" - 2"	30,40
60-61	90"	40 KR	T/M125	14 x 17	1-1/2" - 2"	30,40
62-63	90"	40 KR	T/M125	14 x 17	1-1/2" - 2"	30,40
63-64	90"	35 KR	T/M125	14 x 17	1-1/2" - 2"	30,40
65-66	90"	150 KR	D8/AA/T/D8	14 x 17	1-1/2"	30(2)
67-68	90"	40 KR	T/M125	14 x 17	3" - 10"	60,140,180,200
68-69	90"	40 KR	T/M125	14 x 17	1-1/2" - 3"	30,40,60
69-70	90"	55 KR	T/M125	14 x 17	1-1/2" - 2"	30,40
V64	90"	40 KR	D8/M125/AA	14 x 17	1-1/2" - 6"	30,40,100,120
71-72	80"	50 KR	M125/M100	11 X 14	1" - 1-1/2"	20,30
72-73	80"	90 KR	AA/M125/T	14 x 17	1-1/2" - 5"	30,50,60,80,100
73-74	80"	35 KR	AA/M125/M100/T	14 x 17	1-1/2" - 5"	30,50,60,80,100
74-75	80"	35 KR	T/M125	14 x 17	1-1/2" - 4"	30,40,80
75-76	80"	35 KR	T/M125	14 x 17	1-1/2" - 4"	30,40,80
76-77	80"	30 KR	T/M125	14 x 17	1-1/2" - 2"	30,40
77-78	80"	30 KR	T/M125	11 x 14	1-1/2" - 2"	30,40
78-79	80"	35 KR	T/M125	14 x 17	1-1/2" - 3"	30,40,60
79-80	80"	35 KR	T/M125	14 x 17	1-1/2" - 2"	30,40
80-81	80"	30 KR	T/M125	14 x 17	1-1/2" - 2"	30,40
81-82	80"	30 KR	T/M125	7 x 17	1-1/2" - 2"	30,40
83-84	80"	35 KR	T/M125	14 x 17	1-1/2" - 3"	30,40,60
85-86	80"	30 KR	T/M125	14 x 17	1-1/2" - 2"	30,40
86-87	80"	60 KR	D8/M125/T	14 x 17	1-1/2" - 6"	30,40,120(2)
87-88	80"	30 KR	T/M125	14 x 17	1-1/2" - 2"	30,40
88-89	80"	40 KR	AA/M125/T	14 x 17	1-1/2" - 3"	30,40,60
90-91	80"	30 KR	T/M125	14 x 17	1-1/2" - 2"	30,40
92-93	80"	30 KR	T/M125	14 x 17	1-1/2" - 2"	30,40
V94	72"	25 KR	T	14 x 17	2-3/4"	50
V95	72"	25 KR	T	8 x 10	2-3/4"	50
96-97	65"	25 KR	T/T	14 x 17	2-3/4"	50(2)
97-98	65"	25 KR	T/T	14 x 17	2-3/4"	50(2)
98-99	65"	25 KR	T/T	14 x 17	2-3/4"	50(2)
100-101	65"	25 KR	T/T	14 x 17	2-3/4"	50(2)
101-102	65"	25 KR	T/T	14 x 17	2-3/4"	50(2)
102-103	65"	25 KR	T/T	14 x 17	2-3/4"	50(2)
103-104	65"	25 KR	T/T	14 x 17	2-3/4"	50(2)
104-105	65"	25 KR	T/T	14 x 17	2-3/4"	50(2)
105-107	65"	25 KR	T/T	14 x 17	2-3/4"	50(2)

Energy Industries of Ohio
 Manufacturing and Test Sequence (MTS) Serial Number C-2

1 OF 11 CO# 40851 Dated 3-9-05 Revision: Rev 4 Dated Issued: 4-18-05

OPER. #	STATION	DESCRIPTION OF PROCESS	Name	Date
10	QUALITY RELEASE	REVIEW AND APPROVE MTS. RECEIVED APPROVAL FROM EIO ON <u>4/12/05</u> FROM <u>Rate D.</u> SIGNED QUALITY MANAGER	<u>CTR</u>	<u>4/12/05</u>
15	PATTERN NPAT SOP 0100REV2	APPLY APPROPRIATE PART NUMBER, SERIAL NUMBER, AND FOUNDRY MARK, TO THE PATTERN. CAST ON BARS REQUIRED. Place numbers on the bars as to their location.	<u>By</u>	<u>4-14</u>
20	COREMAKE CORE SOP 0100 REV 6 CALIBRATION PER CORE SOP 0200R4/0300R6	MAKE CORES IN SAND MIXTURES AS DESCRIBED BY METALTEK ENGINEERING AND VERIFIED IN MODELING TRIALS. METALTEK CORE SOP 0100 REV 6) CORE WASH WITH ZIRCONIUM CORE WASH. (CALIBRATION OF EQUIPMENT REQUIRED PER CORE SOP 0200,R4 / 0300,R6) VERIFY COUNT AND INSPECT.	<u>By</u>	<u>4-14</u>
30	MOLD MOLD SOP 0400 REV 8 CALIBRATION PER MOLD SOP 0900 REV 5 PREPARATION PER MOLD SOP 1100R2/1200R2/1300R1 SAND TESTING PER MOLD SOP 1400R2/1500R3/1600R2	MOLD PER WORK INSTRUCTIONS IN MAPICS ROUTING AND SOPS REFERENCED. ENGINEER OF RECORD - ROGER BROMAN, CONSULT ON MOLD-RELATED CONCERNS. MOLD MATERIALS REQUIRED PER MAPICS BOM. NOTIFY ENGINEER OF ANY SUBSTITUTIONS.	<u>By</u>	<u>4-14</u>
40	POUR MELT SOP 0100R5 MELT SOP 0700R2 MELT SOP 0600R2	METAL MUST BE AOD REFINED OR AOD INGOT. VIRGIN METAL ADDITIONS ALLOWED. RECORD POURING TEMPERATURE: <u>2730</u> CASTING POURED AT: <u>2730°F</u> DATE: <u>4/15/2005</u> HEAT #'s: <u>29060, 29061, 29062, 29063</u> ELAPSED POUR TIME <u>1:20</u> KEEL BLOCKS POURED: <u>cast-on 3 Laddes</u> Sample from ladle to be analyzed for final chemical analysis and reported on material certifications. Sample Taken by: <u>SR</u> Analyzed: <u>G. Huit</u> Date: <u>4/15/2005</u>	<u>J. Golabek</u>	<u>4-15-05</u>
50	MELT SOP 0800R2	SHAKEOUT	<u>CH</u>	<u>4/18/05</u>

Energy Industries of Ohio
 Manufacturing and Test Sequence (MTS) Serial Number C-2
 2 OF 11 CO# 40851 Dated 3-9-05 Revision: Rev 4 Dated Issued: 4-18-05

60	ARC RISE SOP 0100R1	REMOVE RISERS AS DIRECTED BY SUPERVISOR.	RLL	4-21-05 <i>cut High</i>
70	HEAT TREAT HEAT SOP 0103R5	SOLUTION ANNEAL. MAKE SURE TO BLOCK ALL FLANGES OF FORM AND RACETRACK TO MINIMIZE CREEP DISTORTION. Soak Temp: 2050F, Soak Time: 4HR + 1/2 HR/IN, Quench Type: Air Cool	DLS	4-27-05
75	PHYSICAL TESTING	OBTAIN TEST SPECIMENS AND SUBMIT FOR PHYSICAL TESTING. REPORT RESULTS AS PART OF STEP 510.	Chl	4/29/05
NOTE		THE ORDER OF CLEANING PROCESSES MAY BE ALTERED DUE TO CAPACITY CONSTRAINTS. HOLD POINTS AND COMPLIANCE WILL NOT BE COMPROMISED. EIO WILL BE ADVISED OF ALL CHANGES THAT MAY RESULT IN A REQUEST FOR DEVIATION FROM REQUIREMENTS.		
80	GRIND GSAW SOP 0100R3	SWING GRIND TO REMOVE RISER REMAINS AND FLASH IF REQUIRED.	TJ	5-4
85	GRIND GCHI SOP 0100R2	CHIP AND HAD GRIND SURFACE OF PART AS REQUIRED FOR CONTOUR.	1st. Shift MIKE Tom	(5-5-05) (5-6-05)
90	SAND BLAST BLAS SOP 0100R6	SANDBLAST (REMOVE ALL BLAST MATERIAL FROM CASTING) SANDBLASTING WILL BE DONE USING RECYCLED SHARP ANGULAR AGGREGATE.	1/3	5-6-05
NOTICE	WITNESS NOTIFICATION HOLD FOR EIO APPROVAL	PROVIDE NOTICE TO EIO AND DCMA AT LEAST FIVE DAYS IN ADVANCE OF LAYOUT. EIO NOTIFIED ON _____ DCMA NOTIFIED ON _____ APPROVAL RECEIVED ON _____	Q ENG OR QA MGR	
100	LAYOUT SOP LAYOUT XX, TBD	INSPECT CASTING TO VERIFY DIMENSIONS. THIS STEP MAY BE DELAYED. DIMENSIONED _____ DATE _____ RELEASED _____ (ENGINEER ONLY)		
110	VISUAL INSPECTION CQP-500 REV 4	VISUALLY INSPECT 100% of COMPONENT ACCORDING TO ASTM A802 LEVEL 3 ALL CONDITIONS. IF OK CHECK HERE _____ IF REJECTED CHECK HERE _____ . MARK AND REPAIR AT STEP 120.	VT- LEVEL II	

*90 Rev
 5 issued
 5/10/05
 Cfn*

Energy Industries of Ohio
Manufacturing and Test Sequence (MTS) Serial Number C-2

2 OF 11

CO# 40851 Dated 3-9-05 Revision: Rev 5

Dated Issued: 5-10-05

60	ARC RISE SOP 0100R1	REMOVE RISERS AS DIRECTED BY SUPERVISOR.		
70	HEAT TREAT HEAT SOP 0103R5	SOLUTION ANNEAL. MAKE SURE TO BLOCK ALL FLANGES OF FORM AND RACETRACK TO MINIMIZE CREEP DISTORTION. Soak Temp: 2050F, Soak Time: 4HR + 1/2 HR/IN, Quench Type: Air Cool		
75	PHYSICAL TESTING	OBTAIN TEST SPECIMENS AND SUBMIT FOR PHYSICAL TESTING. REPORT RESULTS AS PART OF STEP 510.		
NOTE		THE ORDER OF CLEANING PROCESSES MAY BE ALTERED DUE TO CAPACITY CONSTRAINTS. HOLD POINTS AND COMPLIANCE WILL NOT BE COMPROMISED. EIO WILL BE ADVISED OF ALL CHANGES THAT MAY RESULT IN A REQUEST FOR DEVIATION FROM REQUIREMENTS.		
80	GRIND GSAW SOP 0100R3	SWING GRIND TO REMOVE RISER REMAINS AND FLASH IF REQUIRED.		
85	GRIND GCHI SOP 0100R2	CHIP AND HAD GRIND SURFACE OF PART AS REQUIRED FOR CONTOUR.		
90	SAND BLAST BLAS SOP 0100R6	SANDBLAST (REMOVE ALL BLAST MATERIAL FROM CASTING) SANDBLASTING WILL BE DONE USING RECYCLED SHARP ANGULAR AGGREGATE.		
NOTICE	WITNESS NOTIFICATION HOLD FOR EIO APPROVAL	PROVIDE NOTICE TO EIO AND DCMA AT LEAST FIVE DAYS IN ADVANCE OF LAYOUT. EIO NOTIFIED ON <u>5/4/03</u> DCMA NOTIFIED ON <u>5/4/03</u> APPROVAL RECEIVED ON <u>5/10/05</u> <u>CTR</u> <i>as long as length check performed ✓</i>	Q ENG OR QA MGR	<i>Chad</i>
100	LAYOUT SOP LAYOUT 0100	INSPECT CASTING TO VERIFY DIMENSIONS. THIS STEP MAY BE DELAYED. DIMENSIONED _____ DATE _____ RELEASED _____ (ENGINEER ONLY) NOTE: THE FIRST PART PRODUCED OF EACH TYPE A, B AND C WILL BE DIMENSIONED BY LAWTON PATTERN. IF DIMENSIONED BY LAWTON IT WILL BE DOCUMENTED HERE. Subsequent casting done internally per Romer Arm.	JRS	5/11/05
110	VISUAL INSPECTION CQP-500 REV 4	VISUALLY INSPECT 100% of COMPONENT ACCORDING TO ASTM A802 LEVEL 3 ALL CONDITIONS. IF OK CHECK HERE _____ IF REJECTED CHECK HERE <u>✓</u> . MARK AND REPAIR AT STEP 120.	VT - LEVEL II KRA	5/12/05

Energy Industries of Ohio
Manufacturing and Test Sequence (MTS) Serial Number C-2

3 OF 11 CO# 40851 Dated 3-9-05 Revision: Rev 5 Dated Issued: 5-10-05

NOTICE	WITNESS NOTIFICATION	PROVIDE NOTICE TO EIO AND DCMA AT LEAST FIVE DAYS IN ADVANCE OF LP STEP. EIO NOTIFIED ON <u>5/10/05</u> DCMA NOTIFIED ON <u>5/10/05</u>	Q ENG OR QA MGR	<i>ChR</i>
115	100% L.P. CQP 0300 REV 10	L.P. 100% OF COMPONENT. ACCEPTANCE PER ASTM A903. ACCEPTANCE CRITERIA-LEVEL 1 FOR HIGH STRESSED AREAS, LEVEL 2 FOR ALL OTHER AREAS. SEE LP DRAWING. IF OK CHECK HERE _____ IF REJECTED CHECK HERE <input checked="" type="checkbox"/> MARK AND REPAIR AT STEP 120.	LP - LEVEL II <i>KRA</i> <i>5-12-05</i>	
120	WELD SOP 0100 REV 7	EXCAVATE ANY DEFECTS FOUND DURING 100% VISUAL AND LP INSPECTION.	<i>JP</i> <i>5-12-05</i>	
125	GRIND GCHI SOP 0100R2	CHIP AND HAND GRIND EXCAVATION AS REQUIRED.	<i>5-13-05</i>	
130	L.P. EXCAVATION CQP-300 REV 10	L.P. ALL EXCAVATIONS PRIOR TO WELDING TO ENSURE REMOVAL OF DEFECT. ACCEPTANCE PER A903. ACCEPTANCE CRITERIA-LEVEL 1 FOR HIGH STRESSED AREAS, LEVEL 2 FOR ALL OTHER AREAS. SEE LP DRAWING. IF OK CHECK HERE _____ IF REJECTED SEND BACK TO STEP 125.	LP - LEVEL II	<i>Held pending RT. ChR</i>
165	SAND BLAST BLAS SOP 0100R6	SANDBLAST (REMOVE ALL BLAST MATERIAL FROM CASTING) SANDBLASTING WILL BE DONE USING RECYCLED SHARP ANGULAR AGGREGATE.	<i>CA</i>	<i>5-13</i>
170	HOLD POINT WELD MAP	MAP ALL WELDS WITH DIGITAL PHOTO/MAPS INDICATING LOCATION. SERIALIZE DEFECTS ON CASTING, USE SCALE IN PHOTOS AND DOCUMENT SIZE. THIS IS TO BE PERFORMED BY SUPERVISOR, INSPECTION LEAD MAN OR THEIR DESIGNEE, FILE WITH QA. USE YELLOW MARKER. MUST SEND REPORT ON ALL WELDS OVER 10% OF NOMINAL WALL THICKNESS TO CUSTOMER. DEFECTS > 10% YES _____, REPORT SENT BY _____ DATE _____ DEFECTS < 10% _____ SIGN BY QA ENG. MAJOR WELD REPAIRS MAY NOT PROCEED UNTIL INFORMATION IS SUBMITTED.	<i>Delayed test after X-ray</i> <i>ChR</i>	
NOTICE	WITNESS NOTIFICATION	PROVIDE NOTICE TO EIO AND DCMA AT LEAST FIVE DAYS IN ADVANCE OF X-RAY AND DIMENSIONAL STEPS. EIO NOTIFIED ON <u>5/12/05</u> DCMA NOTIFIED ON <u>5/12/05</u>	Q ENG OR QA MGR	<i>ChR</i> <i>5/12</i>
190	X-RAY AT MQS MQS PROCEDURE 20.H.010 REV 0	X-RAY PER TECHNIQUE # 12726 USE CALIBRATED DENSITOMETER FOR DENSITY VERIFICATION. WHEN MARKING USE BLACK MARKERS. ATTACH TECHNIQUE, READER SHEET FOR ALL RADIOGRAPHS. MUST INDICATE RADIOGRAPHER AND ASNT CERTIFICATION LEVEL ON READER SHEET.	RT - LEVEL II <i>complete</i> <i>mas</i> <i>5/24/05</i>	<i>RT</i>


Energy Industries of Ohio
Manufacturing and Test Sequence (MPS) Serial Number C-2

4 OF 11 CO# 40851 Dated 3-9-05 Revision Rev 5 Dated Issued: 5-10-05

210	X-RAY CQP 401 REV 5	X-RAY INTERPRETATION. ACCEPTANCE MSS SP 54. ATTACH TECHNIQUE, READER SHEET FOR ALL RADIOGRAPHS. MUST INDICATE RADIOGRAPHER AND ASNT CERTIFICATION LEVEL ON READER SHEET. IF OK CHECK HERE _____ AND SEND TO STEP 340. REJECTED CHECK HERE <input checked="" type="checkbox"/> MARK UP DEFECTS AND SEND THE CASTING TO STEP 220.	RT - LEVEL II Completed 5/24/05 at MGS	<i>rent</i>
220	WELD SOP 0100 REV 7	EXCAVATE ANY DEFECTS FOUND DURING RADIOGRAPHY.	<i>AC</i>	<i>6-7-05</i>
225	GRIND GCHI SOP 0100R2	CHIP AND HAND GRIND EXCAVATION AS REQUIRED.	<i>DWP</i>	<i>6-8-05</i>
230	L.P. EXCAVATION CQP-300 REV 10	L.P. ALL EXCAVATIONS PRIOR TO WELDING TO ENSURE REMOVAL OF DEFECT. ACCEPTANCE PER A903. ACCEPTANCE CRITERIA-LEVEL 1 FOR HIGH STRESSED AREAS, LEVEL 2 FOR ALL OTHER AREAS. SEE LP DRAWING. IF OK CHECK HERE _____ IF REJECTED SEND BACK TO STEP 225.	LP - LEVEL II	
240	HOLD POINT WELD MAP	MAP ALL WELDS WITH DIGITAL PHOTO/MAPS INDICATING LOCATION . SERIALIZE DEFECTS ON CASTING, USE SCALE IN PHOTOS AND DOCUMENT SIZE. THIS IS TO BE PERFORMED BY SUPERVISOR, INSPECTION LEAD MAN OR THEIR DESIGNEE, FILE WITH QA. MUST SEND REPORT ON ALL WELDS OVER 10% OF NOMINAL WALL THICKNESS TO CUSTOMER. DEFECTS > 10% YES <u>X</u> , REPORT SENT BY <u>R Surin</u> DATE <u>6/1/05</u> DEFECTS < 10% _____ SIGN BY QA ENG. MAJOR WELD REPAIRS MAY NOT PROCEED UNTIL INFORMATION IS SUBMITTED. MUST SEND REPORT ON ALL WELDS OVER 10% OF NOMINAL WALL THICKNESS TO CUSTOMER PRIOR TO REPAIR. ONCE THE REPORT IS SENT, WELDING MAY START.	<i>rent</i>	<i>6/1/05</i>
NOTICE	WITNESS NOTIFICATION	PROVIDE NOTICE TO EIO AND DCMA AT LEAST FIVE DAYS IN ADVANCE OF WELD STEP. EIO NOTIFIED ON <u>5/25/05</u> DCMA NOTIFIED ON <u>5/25/05</u> <i>for June 1 start</i>	Q ENG OR QA MGR	<i>Qbe</i>
260	QA APPROVAL HOLD POINT	QA TO APPROVE ELECTRODE PRIOR TO USE. PROCEDURE USED: <u>15 - GMAW CF8MN MOD</u> MATERIAL USED: <u>ENM 4455 / Heat 52743</u> <u>20 - SMAW CF8MN MOD</u> MATERIAL USED: <u>Metrolite 13816 NF Lot W019711</u> QUALITY ENG. Name: <u>R. M. J.</u> Date: <u>6/1/05</u>		<i>Go to New 6.</i>
270	WELD SOP 0100 REV 7	WELD REPAIR DEFECTS AS MARKED. FOR WELDS <2" - WPS 10-SMAW-CF8MNMN MOD REV 1 FOR WELDS <8" - WPS 15-GMAW-CF8MNMN MOD REV 2 ADD WPS FOR VERTICAL WELDS.		
280	GRIND GCHI SOP 0100R2	HAND GRIND WELDS.		

*Review
4/1/05
6/7/05*

Go to New 6.
NA
↓

210	X-RAY CQP 401 REV 5	X-RAY INTERPRETATION. ACCEPTANCE MSS SP 54. ATTACH TECHNIQUE, READER SHEET FOR ALL RADIOGRAPHS. MUST INDICATE RADIOGRAPHER AND ASNT CERTIFICATION LEVEL ON READER SHEET. IF OK CHECK HERE _____ AND SEND TO STEP 340. REJECTED CHECK HERE _____ MARK UP DEFECTS AND SEND THE CASTING TO STEP 220.	RT - LEVEL II	
220	WELD SOP 0100 REV 7	EXCAVATE ANY DEFECTS FOUND DURING RADIOGRAPHY.	<i>AB 6-10</i>	
225	GRIND GCHI SOP 0100R2	CHIP AND HAND GRIND EXCAVATION AS REQUIRED.	<i>AB 6-10</i>	
230	L.P. EXCAVATION CQP-300 REV 10	L.P. ALL EXCAVATIONS PRIOR TO WELDING TO ENSURE REMOVAL OF DEFECT. ACCEPTANCE PER A903. ACCEPTANCE CRITERIA-LEVEL 1 FOR HIGH STRESSED AREAS, LEVEL 2 FOR ALL OTHER AREAS. SEE LP DRAWING. IF OK CHECK HERE <input checked="" type="checkbox"/> IF REJECTED SEND BACK TO STEP 225.	LP - LEVEL II	
240	HOLD POINT WELD MAP	MAP ALL WELDS WITH DIGITAL PHOTO/MAPS INDICATING LOCATION . SERIALIZE DEFECTS ON CASTING, USE SCALE IN PHOTOS AND DOCUMENT SIZE. THIS IS TO BE PERFORMED BY SUPERVISOR, INSPECTION LEAD MAN OR THEIR DESIGNEE, FILE WITH QA. MUST SEND REPORT ON ALL WELDS OVER 10% OF NOMINAL WALL THICKNESS TO CUSTOMER. DEFECTS > 10% YES _____, REPORT SENT BY _____ DATE _____ DEFECTS < 10 % _____ SIGN BY QA ENG. MAJOR WELD REPAIRS MAY NOT PROCEED UNTIL INFORMATION IS SUBMITTED. MUST SEND REPORT ON ALL WELDS OVER 10% OF NOMINAL WALL THICKNESS TO CUSTOMER PRIOR TO REPAIR. ONCE THE REPORT IS SENT, WELDING MAY START.		
NOTICE	WITNESS NOTIFICATION	PROVIDE NOTICE TO EIO AND DCMA AT LEAST FIVE DAYS IN ADVANCE OF WELD STEP. EIO NOTIFIED ON _____ DCMA NOTIFIED ON _____	Q ENG OR QA MGR	
260	QA APPROVAL HOLD POINT	QA TO APPROVE ELECTRODE PRIOR TO USE. PROCEDURE USED: _____ MATERIAL/LOT USED: _____ QUALITY ENG. Name: _____ Date: _____		
270	WELD SOP 0100 REV 7	WELD REPAIR DEFECTS AS MARKED. FOR WELDS <2" - WPS 10-SMAW-CF8MNMN MOD REV 1 FOR WELDS <8" - WPS 15-GMAW-CF8MNMN MOD REV 2 ADD WPS FOR VERTICAL WELDS.	<i>AB 6/7/05</i>	
280	GRIND GCHI SOP 0100R2	HAND GRIND WELDS.	AB	<i>6-8-05</i>

should be doc on S220
AB

Start 6/7/05

Energy Industries of Ohio

Manufacturing and Test Sequence (MTS) Serial Number C-2

5 OF 11

CO# 40851 Dated 3-9-05 Revision: Rev 6

Dated Issued: 5-29-05

290	L.P. WELD CQP 0300 REV 10	L.P. WELD REPAIRS ACCEPTANCE PER ASTM A903. ACCEPTANCE CRITERIA-LEVEL 1 FOR HIGH STRESSED AREAS, LEVEL 2 FOR ALL OTHER AREAS. SEE LP DRAWING. IF OK CHECK HERE _____ WASH AND SEND TO STEP 300. IF REJECTED CHECK HERE <input checked="" type="checkbox"/>	LP - LEVEL II <i>TRC</i> 6-8-05	
	REPEAT	REPEAT STEPS <u>220 TO 290</u> AS REQUIRED TILL CLEAR THROUGH VISUAL INSPECTION & PENETRANT INSPECTION. DOCUMENT REWORK ON STEPS S220 TO S290 ON LAST PAGE OF MTS. IF OK CHECK HERE _____ AND PROCEED TO STEP 295.	<i>See S220</i>	
295	TEST MAG PERM SOP MAG PERM 100, REV 1	TEST MAG PERMEABILITY REPAIR AREAS RECORD ON WELD MAP LIST. TEST AT LEAST 5 POINTS PER WELD. ACCEPTANCE 1.02. IF OK CHECK HERE <input checked="" type="checkbox"/> AND GO TO STEP 300. IF REJECTED CHECK HERE _____	CA	
296	GRIND GCHI SOP 0100R2	GRIND AREAS OF NON COMPLIANCE AND RETURN TO STEP 295. REPEAT UNTIL COMPLIANCE IS ACHIEVED.	CA	
300	X-RAY (NOTE)	IF RADIO GRAPHED AREAS ARE GREATER THAN FOUR TO FIVE INCHES THE CASTING WILL BE SENT TO MQS. SEND TO MQS CHECK HERE <input checked="" type="checkbox"/> RADIOGRAPH AT CAF CHECK HERE _____	QA ENGINE ER	<i>RS</i>
310 A	MQS X-RAY DEFECTS REPAIRED BY WELDING	X-RAY PER TECHNIQUE # 12726 USE CALIBRATED DENSITOMETER FOR DENSITY VERIFICATION. ATTACH TECHNIQUE, READER SHEET FOR ALL RADIOGRAPHS. MUST INDICATE RADIOGRAPHER AND ASNT CERTIFICATION LEVEL ON READER SHEET.	LEVEL II <i>R. Quinn</i> <i>RT</i>	<i>6/16/05</i>
310 B	CAF X-RAY DEFECTS REPAIRED BY WELDING CQP 401 REV 5	X-RAY PER TECHNIQUE # 12726 USE CALIBRATED DENSITOMETER FOR DENSITY VERIFICATION. ATTACH TECHNIQUE, READER SHEET FOR ALL RADIOGRAPHS. MUST INDICATE RADIOGRAPHER AND ASNT CERTIFICATION LEVEL ON READER SHEET.	RT - LEVEL II RT	
320	X-RAY CQP 401 REV 5	X-RAY INTERPRETATION. ACCEPTANCE MSS SP 54. ATTACH TECHNIQUE, READER SHEET FOR ALL RADIOGRAPHS. MUST INDICATE RADIOGRAPHER AND ASNT CERTIFICATION LEVEL ON READER SHEET. IF OK CHECK HERE _____ AND SEND TO STEP 340. REJECTED CHECK HERE <input checked="" type="checkbox"/> MARK UP DEFECTS AND SEND THE CASTING TO STEP 220. <i>OK on Reshore 4/16</i>	RT - LEVEL II <i>Ronk</i> <i>RK</i>	<i>6/15/05</i> <i>6/16</i>
	REPEAT	REPEAT STEPS <u>220 TO 320</u> AS REQUIRED TILL WELDS CLEAR X-RAY. DOCUMENT REWORK ON A SUPPLEMENTAL MTS <i>Doc Repeats on last page</i> <i>CA</i>	QA ENG. <i>CA</i>	<i>6/15/05</i>

1st loop repair #1

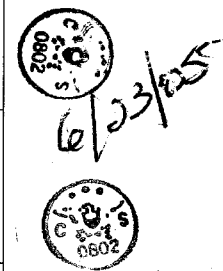
Doc Repeats on last page CA

Energy Industries of Ohio

Manufacturing and Test Sequence (MTS) Serial Number C-2



6 OF 11 CO# 40851 Dated 3-9-05 Revision: Rev 6 Dated Issued: 5-29-05

340	SAND BLAST BLAS SOP 0100R6	SANDBLAST (REMOVE ALL BLAST MATERIAL FROM CASTING) SANDBLASTING WILL BE DONE USING RECYCLED SHARP ANGULAR AGGREGATE.		MHW 6/16/05
NOTICE	WITNESS NOTIFICATION	PROVIDE NOTICE TO EIO AND DCMA AT LEAST FIVE DAYS IN ADVANCE OF VISUAL AND LP STEPS. EIO NOTIFIED ON <u>6/20</u> DCMA NOTIFIED ON <u>6/20</u>	Q ENG OR QA MGR	Chc
350	FINAL VISUAL INSPECTION CQP-500 REV 4	VISUALLY INSPECT 100% OF COMPONENT ACCORDING TO ASTM A802 LEVEL 2 ALL CONDITIONS. IF OK CHECK HERE _____ IF REJECTED CHECK HERE <input checked="" type="checkbox"/> . MARK AND REPAIR AT STEP 385. MUST BE PERFORMED BY LEVEL II in VT.	VT - LEVEL II HJA 6-24-05	
360	FINAL L.P. CQP 0300 REV 10	FINAL L.P. 100% OF COMPONENT. ACCEPTANCE PER ASTM A903. ACCEPTANCE CRITERIA-LEVEL 1 FOR HIGH STRESSED AREAS, LEVEL 2 FOR ALL OTHER AREAS. SEE LP DRAWING. IF OK CHECK HERE _____ WASH AND SEND TO STEP 455. IF REJECTED CHECK HERE <input checked="" type="checkbox"/>	LP - LEVEL II JPS 6-23	
380	WELD SOP 0100 REV 7	EXCAVATE ANY DEFECTS FOUND DURING FINAL PENETRANT INSPECTION.	N/A	
385	GRIND GCHI SOP 0100R2	CHIP AND HAD GRIND EXCAVATION AS REQUIRED.	AB 5/5/06/28-05	
390	L.P. EXCAVATION CQP-300 REV 10	L.P. ALL EXCAVATIONS PRIOR TO WELDING TO ENSURE REMOVAL OF DEFECT. ACCEPTANCE PER A903. IF OK CHECK HERE <input checked="" type="checkbox"/> IF REJECTED SEND BACK TO STEP 385.	LP - LEVEL II ADR 6-23-05	
400	HOLD POINT WELD MAP	MAP ALL WELDS WITH DIGITAL PHOTO/MAPS INDICATING LOCATION. SERIALIZE DEFECTS ON CASTING, USE SCALE IN PHOTOS AND DOCUMENT SIZE. THIS IS TO BE PERFORMED BY SUPERVISOR, INSPECTION LEAD MAN OR THEIR DESIGNEE. FILE WITH QA. MUST SEND REPORT ON ALL WELDS OVER 10% OF NOMINAL WALL THICKNESS TO CUSTOMER. DEFECTS.>10% YES _____, REPORT SENT BY _____ DATE _____ DEFECTS < 10 % _____ SIGN BY QA ENG. MAJOR WELD REPAIRS MAY NOT PROCEED UNTIL INFORMATION IS SUBMITTED. MUST SEND REPORT ON ALL WELDS OVER 10% OF NOMINAL WALL THICKNESS TO CUSTOMER PRIOR TO REPAIR. ONCE THE REPORT IS SENT, WELDING MAY START.	N/A	



Energy Industries of Ohio
Manufacturing and Test Sequence (MTS) Serial Number C-2

7 OF 11 CO# 40851 Dated 3-9-05 Revision: Rev 6 Dated Issued: 5-29-05

420	QA APPROVAL HOLD POINT	QA TO APPROVE ELECTRODE PRIOR TO USE. PROCEDURE USED: _____ MATERIAL/LOT USED: _____ QUALITY ENG. Name: _____ Date: _____	N/A	
430	WELD SOP 0100 REV 7	WELD REPAIR DEFECTS AS MARKED. FOR WELDS <2" - WPS 10-SMAW-CF8MNMN MOD REV 1 FOR WELDS <8" - WPS 15-GMAW-CF8MNMN MOD REV 2 ADD WPS FOR VERTICAL WELDS.	N/A	
440	GRIND GCHI SOP 0100 REV 2	HAND GRIND WELDS.		
450	L.P. WELDS CQP 0300 REV 10	L.P. WELD REPAIRS ACCEPTANCE PER ASTM A903. IF OK CHECK HERE _____ WASH AND SEND TO STEP 460. IF REJECTED CHECK HERE _____ AND RETURN TO STEP 440.	LP LEVEL II	
	REPEAT	REPEAT STEPS 350 TO 450 AS REQUIRED TILL WELDS CLEAR FINAL LIQUID PENETRANT INSPECTION. DOCUMENT REWORK ON A SUPPLEMENTAL MTS	QA ENG.	
NOTICE	WITNESS NOTIFICATION	PROVIDE NOTICE TO EIO AND DCMA AT LEAST FIVE DAYS IN ADVANCE OF VISUAL AND LP STEPS. EIO NOTIFIED ON <u>6/20/05</u> DCMA NOTIFIED ON <u>6/20/05</u>	Q ENG OR QA MGR	<i>[Signature]</i>
460	FINAL VISUAL INSPECTION CQP-500 REV 4	VISUALLY INSPECT 100% of COMPONENT ACCORDING TO ASTM A802 LEVEL 2 ALL CONDITIONS. IF OK CHECK HERE _____ IF REJECTED CHECK HERE <input checked="" type="checkbox"/> MARK AND REPAIR AT STEP 390. MUST BE PERFORMED BY LEVEL II in VT.	VT - LEVEL II <i>KRA 6-24-05</i>	
470	FINAL L.P. CQP 0300 REV 10	FINAL L.P. 100% OF COMPONENT. ACCEPTANCE PER ASTM A903. ACCEPTANCE CRITERIA-LEVEL 1 FOR HIGH STRESSED AREAS, LEVEL 2 FOR ALL OTHER AREAS. SEE LP DRAWING. IF OK CHECK HERE <input checked="" type="checkbox"/> WASH AND SEND TO STEP 455. IF REJECTED CHECK HERE _____	LP - LEVEL II <i>JDR 6-23-05</i>	
480	TEST MAG PERM SOP MAG PERM 100, REV 1	TEST MAG PERMEABILITY REPAIR AREAS. RECORD ON WELD MAP LIST. TEST AT LEAST 5 POINTS PER WELD. ACCEPTANCE 1.02. IF OK CHECK HERE <input checked="" type="checkbox"/> AND GO TO STEP 430. IF REJECTED CHECK HERE _____ <i>Performed on entire part 100% Pictures provided to DCMA</i>	RC <i>23-05</i>	
490	GRIND GCHI SOP 0100R2	GRIND AREAS OF NON COMPLIANCE AND RETURN TO STEP 451. REPEAT UNTIL COMPLIANCE IS ACHIEVED.	N/A	

Energy Industries of Ohio

Manufacturing and Test Sequence (MTS) Serial Number C-2

8 OF 11

CO# 40851 Dated 3-9-05 Revision: Rev 6

Dated Issued: 5-29-05

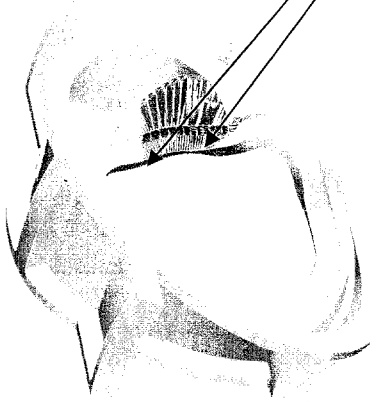
NOTICE	WITNESS NOTIFICATION	PROVIDE NOTICE TO EIO AND DCMA AT LEAST FIVE DAYS IN ADVANCE OF MAG PERM STEPS. EIO NOTIFIED ON <u>6/20</u> DCMA NOTIFIED ON <u>6/20</u>	Q ENG OR QA MGR	
500	FINAL MAG PERM INSPECTION SOP MAG PERM 100, REV 1	PERFORM MAG PERM TESTING WITH SEVRIN GAUGE. ACCEPTANCE 1.02. CHECK THE ENTIRE SURFACE ON A 6"BY6" GRID. REPORT RESULTS. USE A 6" SQUARE BLOCK TO INDICATE TEST LOCATIONS AND RECORD RESULTS. COMPLIANT AREAS WILL NOT BE MARKED. MARK NONCOMPLIANT AREAS WITH AN "X" FOR REPAIR. OK CHECK HERE _____ AND GO TO STEP 530. IF REJECTED CHECK HERE _____.	N/A	CA
510	GRIND GCHI SOP 0100 REV 2	HAND GRIND WITH SUITABLE CONE OR OTHER SIMILAR GRINDER AS REQUIRED TO ENSURE REMOVAL OF MATERIAL TO ACHIEVE MAG PERM REQUIREMENT. CIRCLE AREA REMEDIATE FOR RETEST.		
520	RETEST MAG PERM SOP MAG PERM 100, REV 1	RETEST MAG PERMEABILITY AT FAILED TEST POINTS. MARK NONCOMPLIANT AREAS WITH AN "X" FOR REPAIR. ACCEPTANCE 1.02. IF OK CHECK HERE _____ . IF REJECTED CHECK HERE _____ RETURN TO STEP 510.	↓	
530	DOC. REVIEW	REVIEW DOCUMENTS AS REQUIRED IN CAF CHECKLIST, ALL DOCUMENTS NOTED TO BE ACCESSIBLE FOR AUDITING. (SHIPPER, C OF C, M.T.R., M.T.S., INSPECTION REPORT, X-RAY READER SHEETS AND HEAT TREAT CHARTS)	CA	6/24/05
NOTICE	RELEASE FROM EIO	PROVIDE DOCUMENTS TO EIO. SENT ON <u>6/24/05</u> BY <u>CA</u> . RECEIVED RELEASE FROM EIO ON _____.	Q ENG OR QA MGR	
540	PACK AND SHIP	PACKAGE AND SHIP TO MAJOR TOOL.		
1000	REVISION HISTORY	ORIGINAL 12-14-04. Approved 12-14-04. Revision level 1- Revised 1-26-05 new page 8, correct High stress areas, Revision level 2 3-16-05, delete LO step 455. Revision 3 3-28-05 Added note regarding hold point at weld step 400. Revision level 4 written for C-2 casting 4-18-05. Rev 5 added Layout SOP# and note regarding first casting layout responsibility. 5-10-05 Rev 6 added step 420 and "LOT" to step 260 and 420.5-29-05	CARUUD	




GENERAL ISOMETRIC
VIEW FROM TOP SIDE

TABS DESIGNATE
CRITICAL AREA

RED AREA INDICATES HIGH STRESSED AREA



TOP SIDE ISOMETRIC



TOP SIDE VIEW



BOTTOM SIDE ISOMETRIC



BOTTOM SIDE VIEW

Energy Industries of Ohio

Manufacturing and Test Sequence (MTS) Serial Number C-2

10 OF 11

CO# 40851 Dated 3-9-05 Revision: Rev 6

Dated Issued: 5-29-05

start 4/15/05

	REPEAT STEPS	SUPPLEMENTAL REPAIR STEPS	1 ST H	2 ^N D	3 RD	4 TH	5 ^T H
S220	WELD SOP 0100 REV 7	EXCAVATE ANY DEFECTS FOUND DURING RADIOGRAPHY.	<i>JC 4/15/05</i>				
S230	L.P. EXCAVATION CQP-300 REV 10	L.P. ALL EXCAVATIONS PRIOR TO WELDING TO ENSURE REMOVAL OF DEFECT. ACCEPTANCE PER A903. ACCEPTANCE CRITERIA-LEVEL 1 FOR HIGH STRESSED AREAS, LEVEL 2 FOR ALL OTHER AREAS. SEE LP DRAWING.	<i>LP - LEVE L II SB 6/15/05</i>				
S240	WELD MAP	MAP ALL WELDS WITH DIGITAL PHOTO/MAPS INDICATING LOCATION. SERIALIZE DEFECTS ON CASTING, USE SCALE IN PHOTOS AND DOCUMENT SIZE. THIS IS TO BE PERFORMED BY SUPERVISOR, INSPECTION LEAD MAN OR THEIR DESIGNEE, FILE WITH QA. MUST SEND REPORT ON ALL WELDS OVER 10% OF NOMINAL WALL THICKNESS TO CUSTOMER. DEFECTS > 10% YES <input checked="" type="checkbox"/> , REPORT SENT BY <u><i>Ctn</i></u> DATE <u><i>6/15/05</i></u> DEFECTS < 10% _____ SIGN BY QA ENG. REPAIRS MAY NOT PROCEED UNTIL INFORMATION IS SUBMITTED.	<i>Ctn</i>				
NOTICE	WITNESS NOTIFICATION	PROVIDE NOTICE TO EIO AND DCMA AT LEAST FIVE DAYS IN ADVANCE OF WELD STEP. EIO NOTIFIED ON <u><i>6/13/05</i></u> DCMA NOTIFIED ON <u><i>6/13/05</i></u>	Q ENG OR QA MGR	<i>Ctn 4/12</i>			
S260	QA APPROVAL HOLD POINT	QA TO APPROVE ELECTRODE PRIOR TO USE. PROCEDURE USED: <u><i>WPS 10-SMAW-CF8MNMN MOD REV 1</i></u> MATERIAL <u><i>Lot 4455</i></u> USED: QUALITY ENG. Name: <u><i>Ctn</i></u> Date: <u><i>6/15</i></u> <i>Hand. B2743 316 NF LOT 20197M</i>	<i>Ctn 4/15</i>				
S270	WELD SOP 0100 REV 7	<u>WELD REPAIR DEFECTS AS MARKED.</u> <u>FOR WELDS < 2" - WPS 10-SMAW-CF8MNMN MOD REV 1</u> <u>FOR WELDS < 8" - WPS 15-GMAW-CF8MNMN MOD REV 2</u> ADD WPS FOR VERTICAL WELDS.	<i>JC 6-15</i>	<i>JC 6-23-05</i>			
S280	GRIND GCHI SOP 0100R2	HAND GRIND WELDS.	<i>JC 6-15</i>	<i>JC 6-23-05</i>			
S290	L.P. WELD CQP 0300 REV 10	L.P. WELD REPAIRS ACCEPTANCE PER ASTM A903. ACCEPTANCE CRITERIA-LEVEL 1 FOR HIGH STRESSED AREAS, LEVEL 2 FOR ALL OTHER AREAS. SEE LP DRAWING. IF OK CHECK HERE <input checked="" type="checkbox"/> WASH AND SEND TO STEP 300. IF REJECTED CHECK HERE _____ AND RETURN TO STEP 220.	LP - LEVE L II <i>JOK 4/15</i>	OK OK <i>TRC 6/15</i> REJ <i>TRC 6/15</i>	OK OK <i>TRC 6/15</i> REJ <i>TRC 6/15</i>	OK OK <i>TRC 6/15</i> REJ <i>TRC 6/15</i>	OK OK <i>TRC 6/15</i> REJ <i>TRC 6/15</i>

Added lot of welded material per Rev 1 Ctn

*all grind of LP ind
Ctn*

to XRAY 4/16

Energy Industries of Ohio

Manufacturing and Test Sequence (MTS) Serial Number C-2

11 OF 11

CO# 40851 Dated 3-9-05 Revision: Rev 6

Dated Issued: 5-29-05

	REPEAT	REPEAT STEPS S220 TO S290 AS REQUIRED TILL CLEAR THROUGH VISUAL INSPECTION & PENETRANT INSPECTION. DOCUMENT REWORK ON A SUPPLEMENTAL MTS	GA	423	90	40	460		

NOTES: Stress relieve of C-2 Coil Casting

SUPPLEMENTAL ROUTING CARD

Date: 6-20-05

PART NUMBER: C-2 Coil

SERIAL NUMBER: C-1

AUTHORITY
C Ruud

OPER NUMBER

STATION

OPERATOR SIGN/DATE

Extra operation


Heat treat

Load casting into cold furnace. Ramp up to 1100 F at rate of 200 F per hour. Hold at temp 4-5 hours. Furnace cool to 500 F at 50 F per hour. Air cool. Submit furnace charts to QA.

DLS
FS-1 6-21-05

Qualify Report

Date Generated: 5/22/2005, 11:49 am

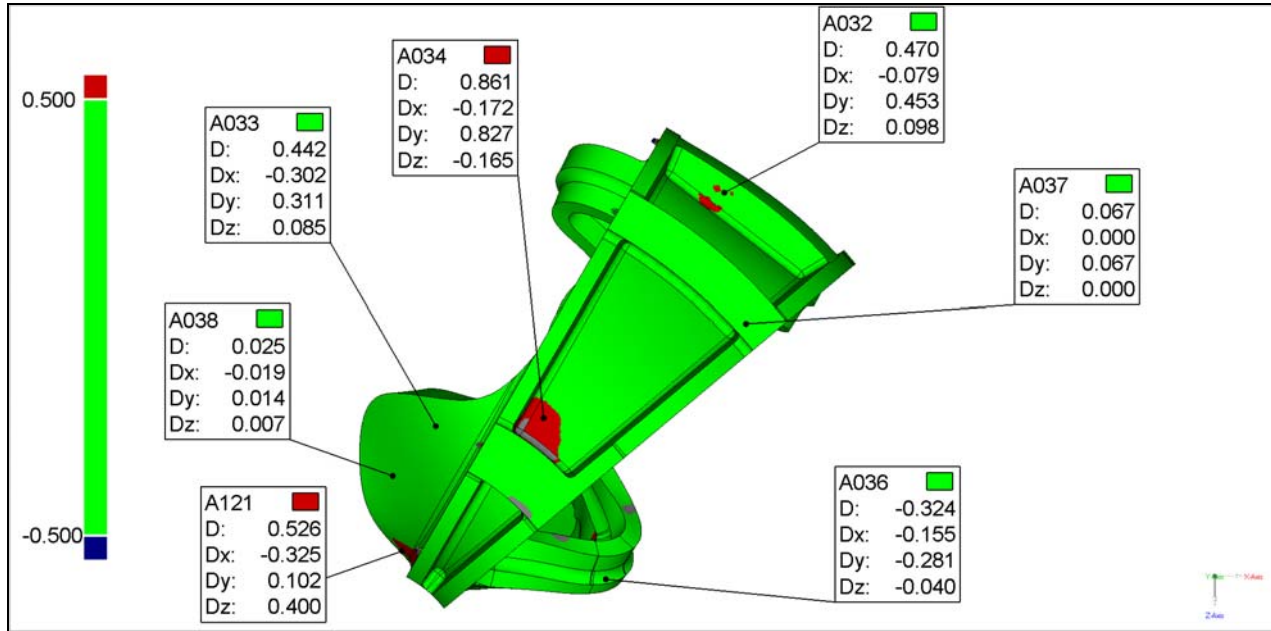


Author: Kevin Harris / Jarrod Boyer

Part: C2

Test: Merged Points 1

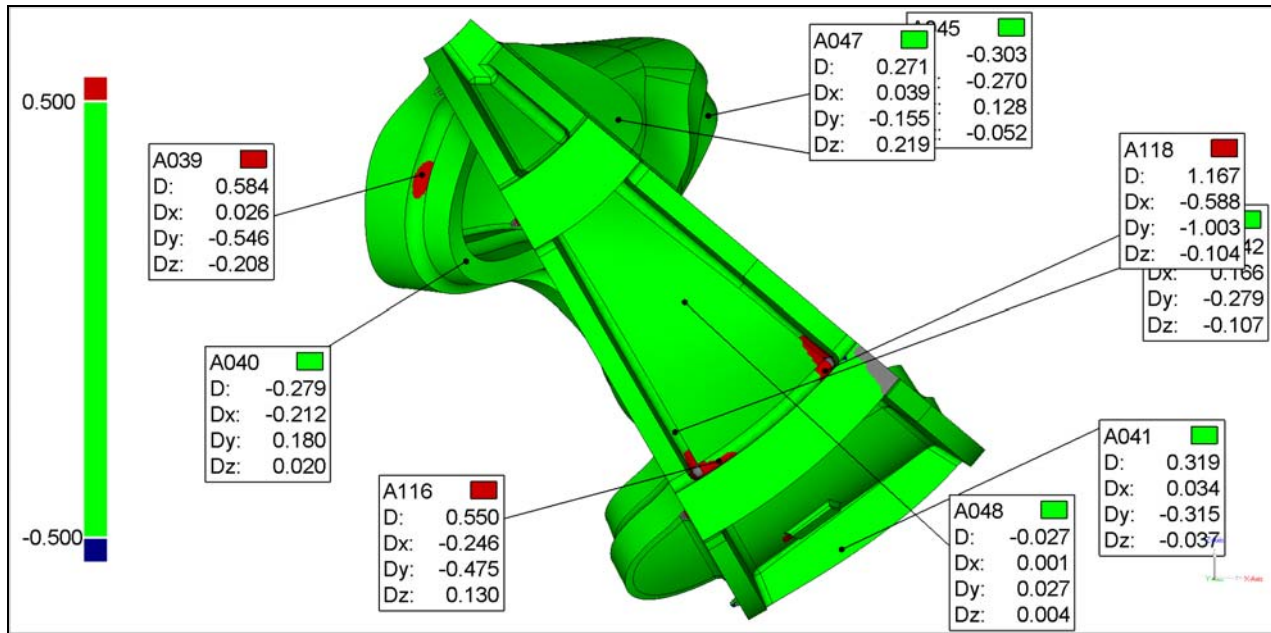
Annotated: Annotation View Top



Units: in

Name	Dev	Status	Tol +	Tol -	Ref X	Ref Y	Ref Z	Dev Radius	Dev X	Dev Y	Dev Z	Test X	Test Y	Test Z
A032	0.470	FAIL	0.100	-0.100	54.294	11.519	-71.235	0.039	-0.079	0.453	0.098	54.215	11.972	-71.137
A033	0.442	FAIL	0.100	-0.100	11.899	30.670	-36.884	0.039	-0.302	0.311	0.085	11.597	30.981	-36.798
A034	0.861	FAIL	0.100	-0.100	27.749	40.157	-38.073	0.039	-0.172	0.827	-0.165	27.577	40.984	-38.237
A036	-0.324	FAIL	0.100	-0.100	36.863	-3.808	-14.297	0.039	-0.155	-0.281	-0.040	36.708	-4.090	-14.337
A037	0.067	PASS	0.100	-0.100	57.469	48.188	-51.942	0.039	0.000	0.067	0.000	57.469	48.255	-51.942
A038	0.025	PASS	0.100	-0.100	5.558	19.704	-29.553	0.039	-0.019	0.014	0.007	5.539	19.718	-29.546
A121	0.526	FAIL	0.100	-0.100	6.945	8.741	-18.458	0.039	-0.325	0.102	0.400	6.620	8.843	-18.057

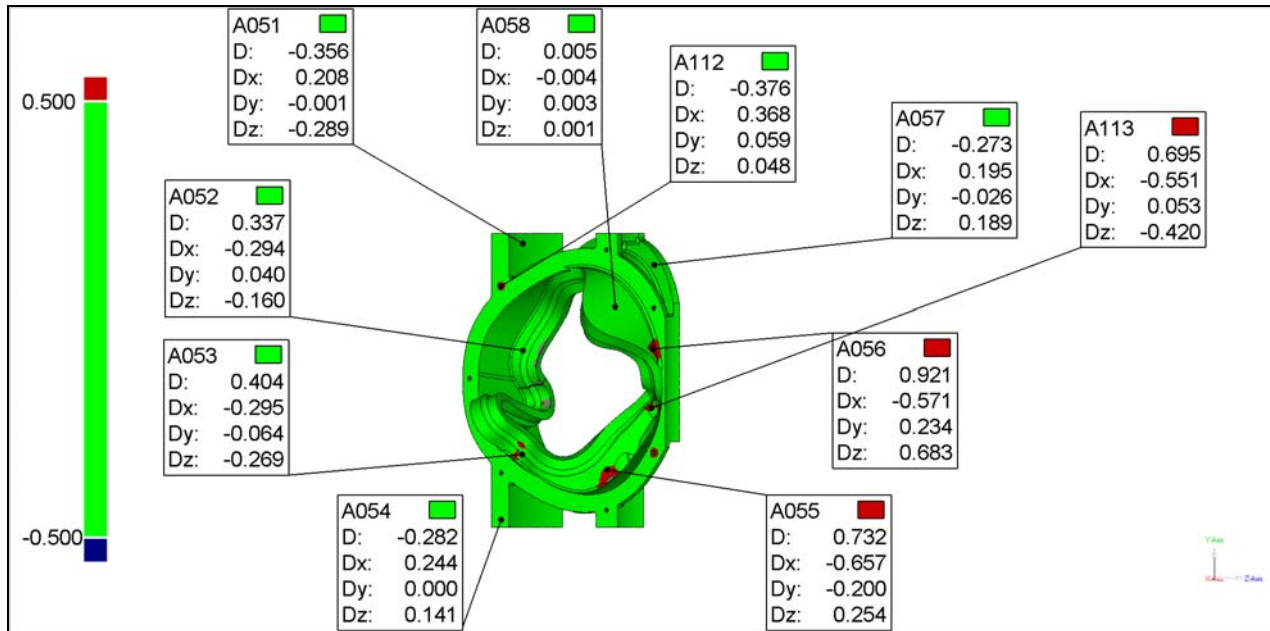
Annotated: Annotation View Bottom



Units: in

Name	Dev	Status	Tol +	Tol -	Ref X	Ref Y	Ref Z	Dev Radius	Dev X	Dev Y	Dev Z	Test X	Test Y	Test Z
A039	0.584	FAIL	0.100	-0.100	7.399	10.856	-28.360	0.039	0.026	-0.546	-0.208	7.425	10.310	-28.567
A040	-0.279	FAIL	0.100	-0.100	12.590	14.051	-38.580	0.039	-0.212	0.180	0.020	12.377	14.230	-38.560
A041	0.319	FAIL	0.100	-0.100	56.713	6.078	-72.483	0.039	0.034	-0.315	-0.037	56.747	5.762	-72.520
A044	0.342	FAIL	0.100	-0.100	37.135	-31.757	-58.654	0.039	0.166	-0.279	-0.107	37.301	-32.037	-58.761
A045	-0.303	FAIL	0.100	-0.100	41.032	-8.625	-21.418	0.039	-0.270	0.128	-0.052	40.762	-8.497	-21.469
A047	0.271	FAIL	0.100	-0.100	30.470	-23.402	-21.884	0.039	0.039	-0.155	0.219	30.509	-23.558	-21.665
A048	-0.027	PASS	0.100	-0.100	38.270	-38.262	-43.393	0.039	0.001	0.027	0.004	38.270	-38.235	-43.390
A116	0.550	FAIL	0.100	-0.100	42.288	-28.727	-62.067	0.039	-0.246	-0.475	0.130	42.042	-29.202	-61.937
A118	1.167	FAIL	0.100	-0.100	54.773	-33.113	-51.430	0.039	-0.588	-1.003	-0.104	54.185	-34.115	-51.534

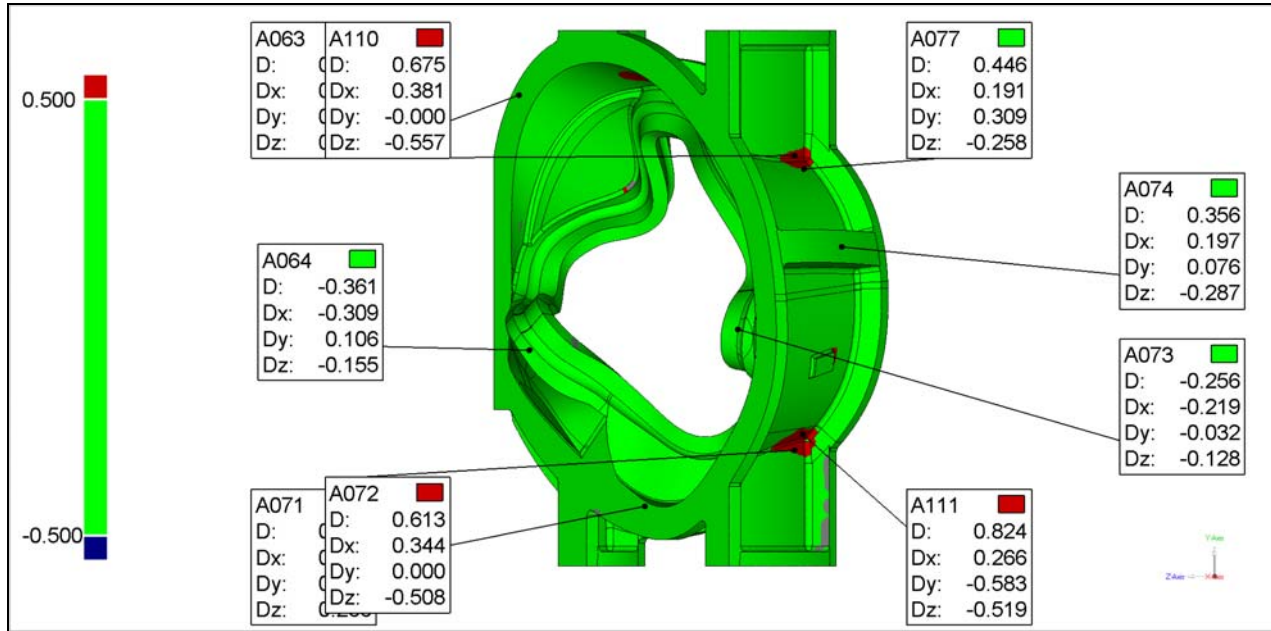
Annotated: Annotation View Left



Units: in

Name	Dev	Status	Tol +	Tol -	Ref X	Ref Y	Ref Z	Dev Radius	Dev X	Dev Y	Dev Z	Test X	Test Y	Test Z
A051	-0.356	FAIL	0.100	-0.100	44.544	44.812	-61.169	0.039	0.208	-0.001	-0.289	44.752	44.811	-61.458
A052	0.337	FAIL	0.100	-0.100	53.352	9.964	-61.169	0.039	-0.294	0.040	-0.160	53.058	10.004	-61.329
A053	0.404	FAIL	0.100	-0.100	36.665	-24.158	-61.411	0.039	-0.295	-0.064	-0.269	36.371	-24.222	-61.680
A054	-0.282	FAIL	0.100	-0.100	38.553	-45.608	-68.276	0.039	0.244	0.000	0.141	38.798	-45.608	-68.135
A055	0.732	FAIL	0.100	-0.100	32.132	-29.208	-33.635	0.039	-0.657	-0.200	0.254	31.476	-29.408	-33.381
A056	0.921	FAIL	0.100	-0.100	7.357	10.477	-18.642	0.039	-0.571	0.234	0.683	6.786	10.711	-17.959
A057	-0.273	FAIL	0.100	-0.100	18.242	37.816	-18.201	0.039	0.195	-0.026	0.189	18.437	37.790	-18.012
A058	0.005	PASS	0.100	-0.100	8.213	24.147	-30.989	0.039	-0.004	0.003	0.001	8.209	24.149	-30.988
A112	-0.376	FAIL	0.100	-0.100	37.662	30.761	-68.470	0.039	0.368	0.059	0.048	38.030	30.820	-68.421
A113	0.695	FAIL	0.100	-0.100	34.410	-8.925	-19.083	0.039	-0.551	0.053	-0.420	33.859	-8.871	-19.503

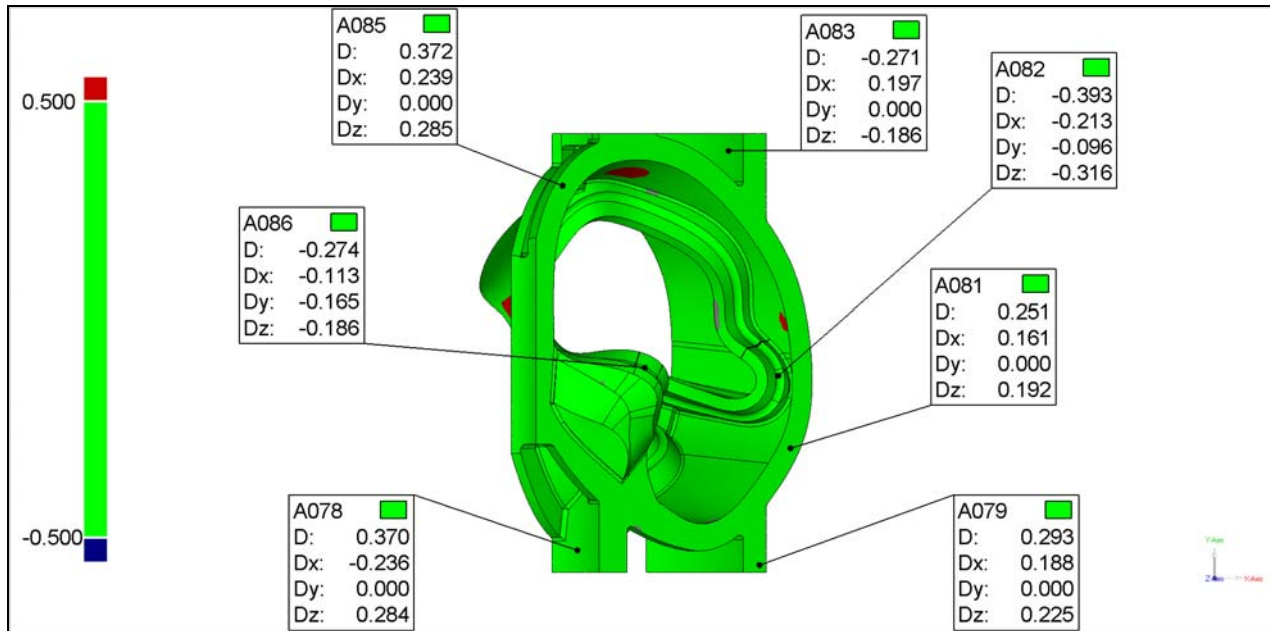
Annotated: Annotation View Right



Units: in

Name	Dev	Status	Tol +	Tol -	Ref X	Ref Y	Ref Z	Dev Radius	Dev X	Dev Y	Dev Z	Test X	Test Y	Test Z
A063	0.379	FAIL	0.100	-0.100	18.531	36.560	-14.571	0.039	0.244	0.000	0.290	18.775	36.560	-14.280
A064	-0.361	FAIL	0.100	-0.100	40.476	-9.285	-16.439	0.039	-0.309	0.106	-0.155	40.167	-9.179	-16.594
A071	0.348	FAIL	0.100	-0.100	45.441	-37.411	-37.150	0.039	0.223	0.000	0.266	45.664	-37.411	-36.884
A072	0.613	FAIL	0.100	-0.100	43.968	-27.330	-64.018	0.039	0.344	0.000	-0.508	44.312	-27.330	-64.526
A073	-0.256	FAIL	0.100	-0.100	65.593	-5.551	-53.854	0.039	-0.219	-0.032	-0.128	65.374	-5.583	-53.983
A074	0.356	FAIL	0.100	-0.100	57.859	9.211	-72.488	0.039	0.197	0.076	-0.287	58.056	9.287	-72.775
A077	0.446	FAIL	0.100	-0.100	44.242	23.247	-65.712	0.039	0.191	0.309	-0.258	44.433	23.557	-65.970
A110	0.675	FAIL	0.100	-0.100	43.968	25.667	-64.018	0.039	0.381	-0.000	-0.557	44.349	25.667	-64.575
A111	0.824	FAIL	0.100	-0.100	44.012	-24.426	-65.470	0.039	0.266	-0.583	-0.519	44.278	-25.010	-65.989

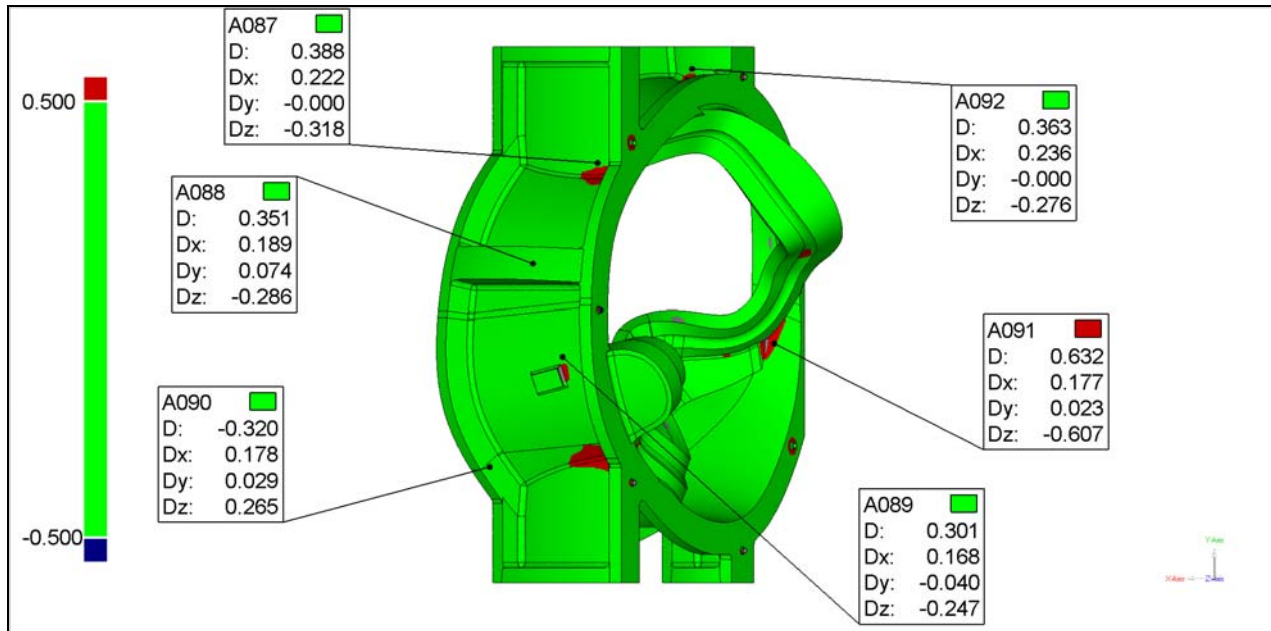
Annotated: Annotation View Front



Units: in

Name	Dev	Status	Tol +	Tol -	Ref X	Ref Y	Ref Z	Dev Radius	Dev X	Dev Y	Dev Z	Test X	Test Y	Test Z
A078	0.370	FAIL	0.100	-0.100	22.125	-43.372	-26.471	0.039	-0.236	0.000	0.284	21.889	-43.372	-26.187
A079	0.293	FAIL	0.100	-0.100	62.028	-46.623	-51.069	0.039	0.188	0.000	0.225	62.216	-46.623	-50.844
A081	0.251	FAIL	0.100	-0.100	68.826	-20.908	-56.773	0.039	0.161	0.000	0.192	68.987	-20.908	-56.581
A082	-0.393	FAIL	0.100	-0.100	66.166	-4.946	-54.617	0.039	-0.213	-0.096	-0.316	65.953	-5.043	-54.932
A083	-0.271	FAIL	0.100	-0.100	55.230	44.415	-51.785	0.039	0.197	0.000	-0.186	55.427	44.415	-51.971
A085	0.372	FAIL	0.100	-0.100	18.874	36.730	-14.858	0.039	0.239	0.000	0.285	19.113	36.730	-14.573
A086	-0.274	FAIL	0.100	-0.100	36.904	-3.173	-15.496	0.039	-0.113	-0.165	-0.186	36.791	-3.338	-15.682

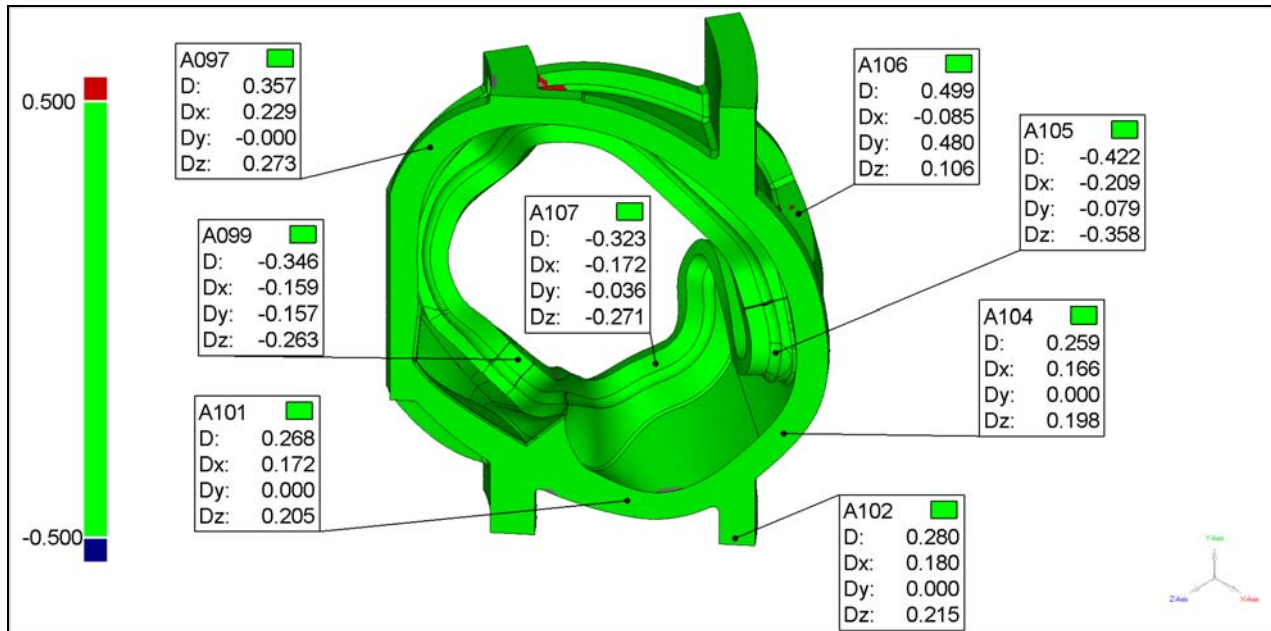
Annotated: Annotation View Back



Units: in

Name	Dev	Status	Tol +	Tol -	Ref X	Ref Y	Ref Z	Dev Radius	Dev X	Dev Y	Dev Z	Test X	Test Y	Test Z
A087	0.388	FAIL	0.100	-0.100	44.656	27.300	-63.543	0.039	0.222	-0.000	-0.318	44.878	27.300	-63.861
A088	0.351	FAIL	0.100	-0.100	56.271	9.151	-73.572	0.039	0.189	0.074	-0.286	56.460	9.225	-73.859
A089	0.301	FAIL	0.100	-0.100	50.948	-7.547	-71.367	0.039	0.168	-0.040	-0.247	51.115	-7.587	-71.614
A090	-0.320	FAIL	0.100	-0.100	64.015	-27.391	-56.486	0.039	0.178	0.029	0.265	64.193	-27.363	-56.221
A091	0.632	FAIL	0.100	-0.100	12.954	-5.127	-14.409	0.039	0.177	0.023	-0.607	13.131	-5.105	-15.016
A092	0.363	FAIL	0.100	-0.100	27.716	44.240	-32.733	0.039	0.236	-0.000	-0.276	27.952	44.240	-33.009

Annotated: Annotation View Isometric

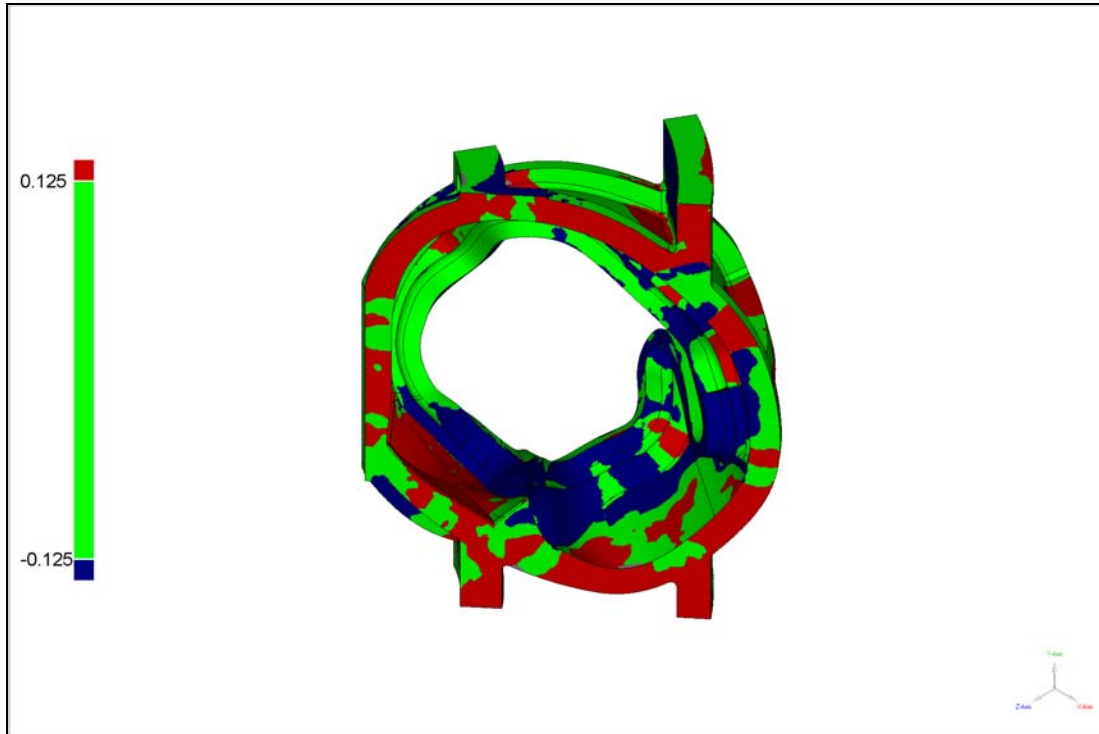


Units: in

Name	Dev	Status	Tol +	Tol -	Ref X	Ref Y	Ref Z	Dev Radius	Dev X	Dev Y	Dev Z	Test X	Test Y	Test Z
A097	0.357	FAIL	0.100	-0.100	18.638	35.973	-14.660	0.039	0.229	-0.000	0.273	18.868	35.973	-14.387
A099	-0.346	FAIL	0.100	-0.100	38.499	-2.006	-17.121	0.039	-0.159	-0.157	-0.263	38.340	-2.164	-17.385
A101	0.268	FAIL	0.100	-0.100	45.849	-39.638	-37.493	0.039	0.172	0.000	0.205	46.021	-39.638	-37.288
A102	0.280	FAIL	0.100	-0.100	60.736	-46.739	-49.985	0.039	0.180	0.000	0.215	60.917	-46.739	-49.770
A104	0.259	FAIL	0.100	-0.100	67.436	-23.082	-55.606	0.039	0.166	0.000	0.198	67.602	-23.082	-55.408
A105	-0.422	FAIL	0.100	-0.100	66.355	-5.353	-54.634	0.039	-0.209	-0.079	-0.358	66.146	-5.431	-54.992
A106	0.499	FAIL	0.100	-0.100	55.821	11.733	-70.985	0.039	-0.085	0.480	0.106	55.736	12.213	-70.879
A107	-0.323	FAIL	0.100	-0.100	35.687	-23.162	-54.842	0.039	-0.172	-0.036	-0.271	35.515	-23.198	-55.113

Qualify Report

Date Generated: 5/23/2005, 5:05 pm



Author: Kevin Harris / Jarrod Boyer

Part: C2

Test: Merged Points 1

3D Comparison Results

Reference Model	c-coil-casting
Test Model	Merged Points 1
# Data Points	5326043

Tolerances	in
Max Tol +	0.125
Min Tol +	0.125
Min Tol -	-0.125
Max Tol -	-0.125

Deviation	in
Max Dev +	2.048
Max Dev -	-2.060
Average +/-	0.132 / -0.115
Std Dev	0.172

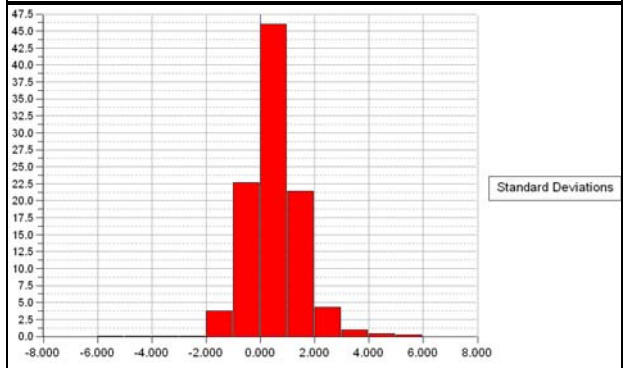
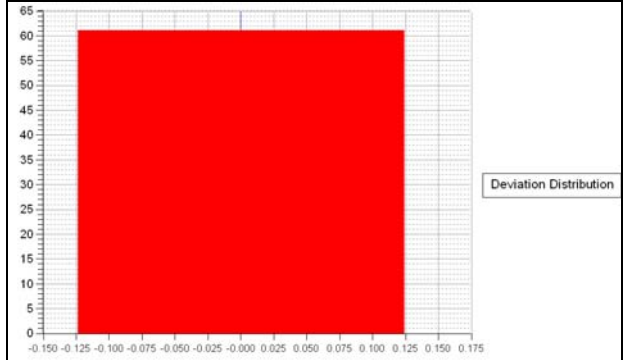
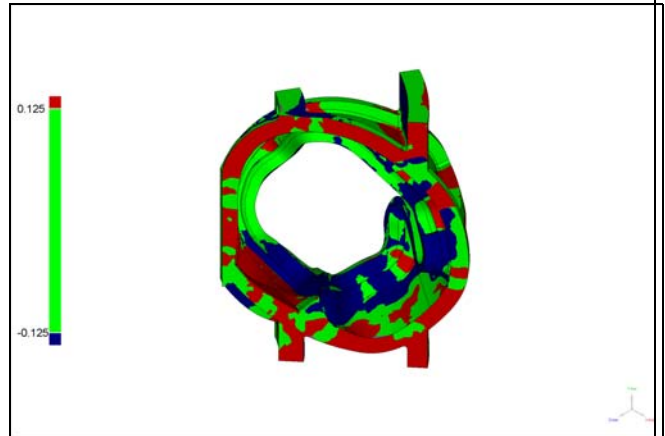
Percentage Deviations

>=Min	<Max	# Points	%
-0.125	0.125	3257136	61.155


Out of Max Tol +	1067561	20.044
Out of Max Tol -	1001346	18.801

Standard Deviations

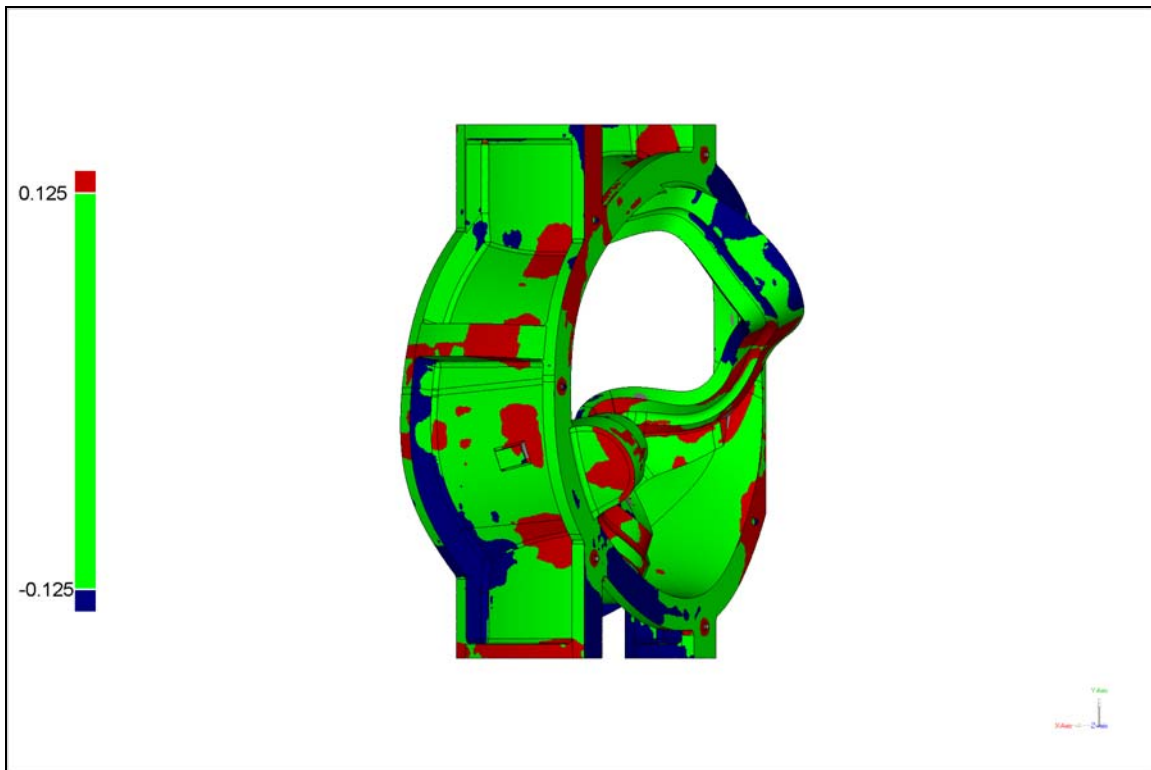
Distribution ()	# Points	%
-6 * Std Dev	38	0.001
-5 * Std Dev	384	0.007
-4 * Std Dev	674	0.013
-3 * Std Dev	2880	0.054
-2 * Std Dev	201623	3.786
-1 * Std Dev	1206953	22.661
1 * Std Dev	2451060	46.020
2 * Std Dev	1137309	21.354
3 * Std Dev	230395	4.326
4 * Std Dev	52331	0.983
5 * Std Dev	20317	0.381
6 * Std Dev	12930	0.243




Predefined: Front




Predefined: Back



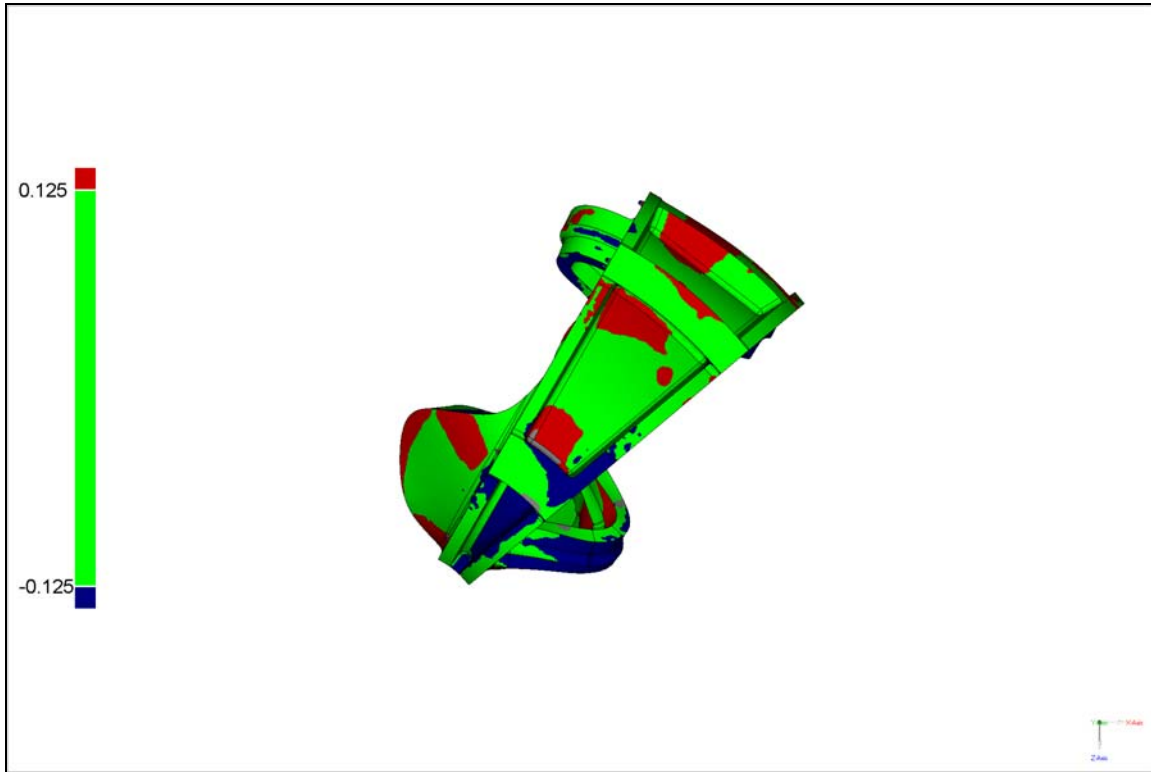
Predefined: Left



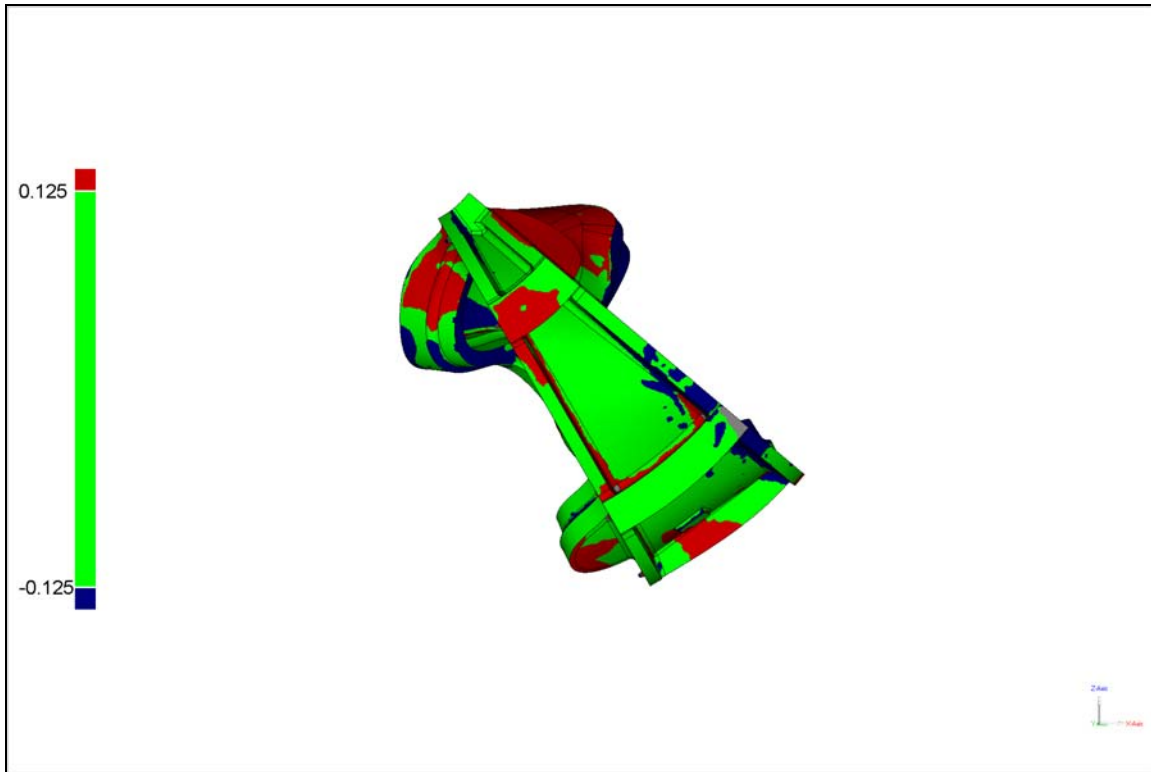
Predefined: Right



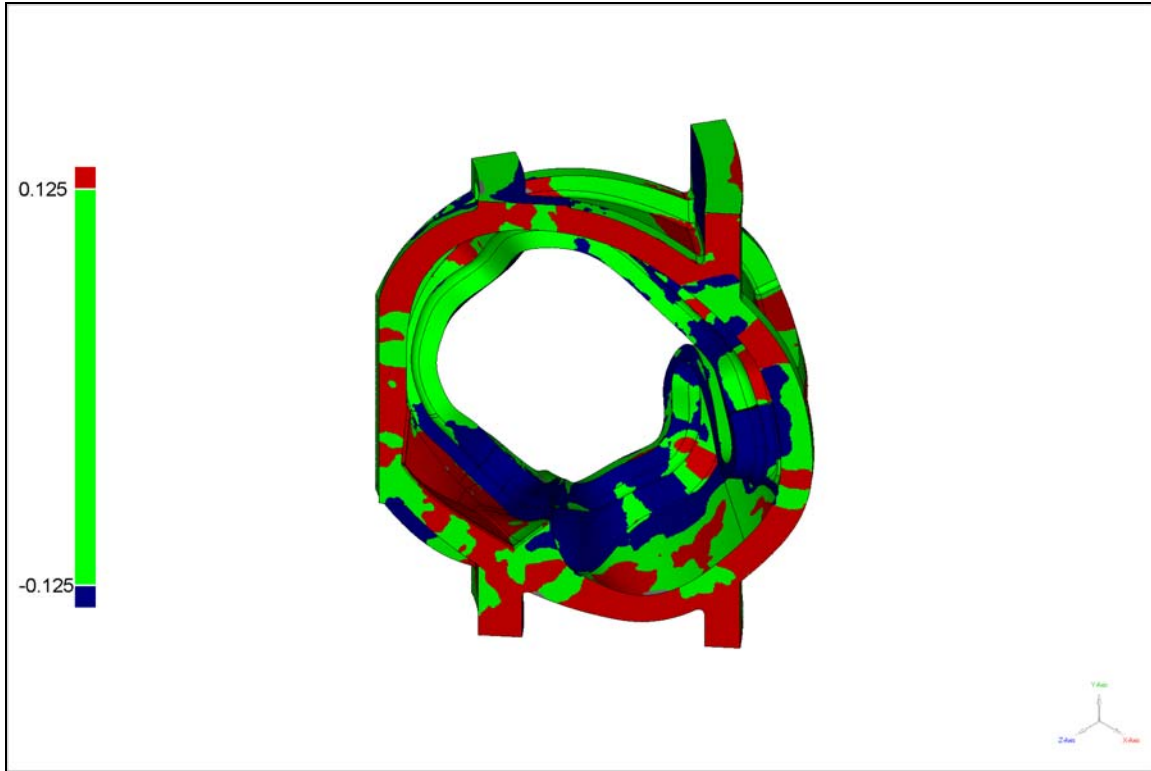
Predefined: Top



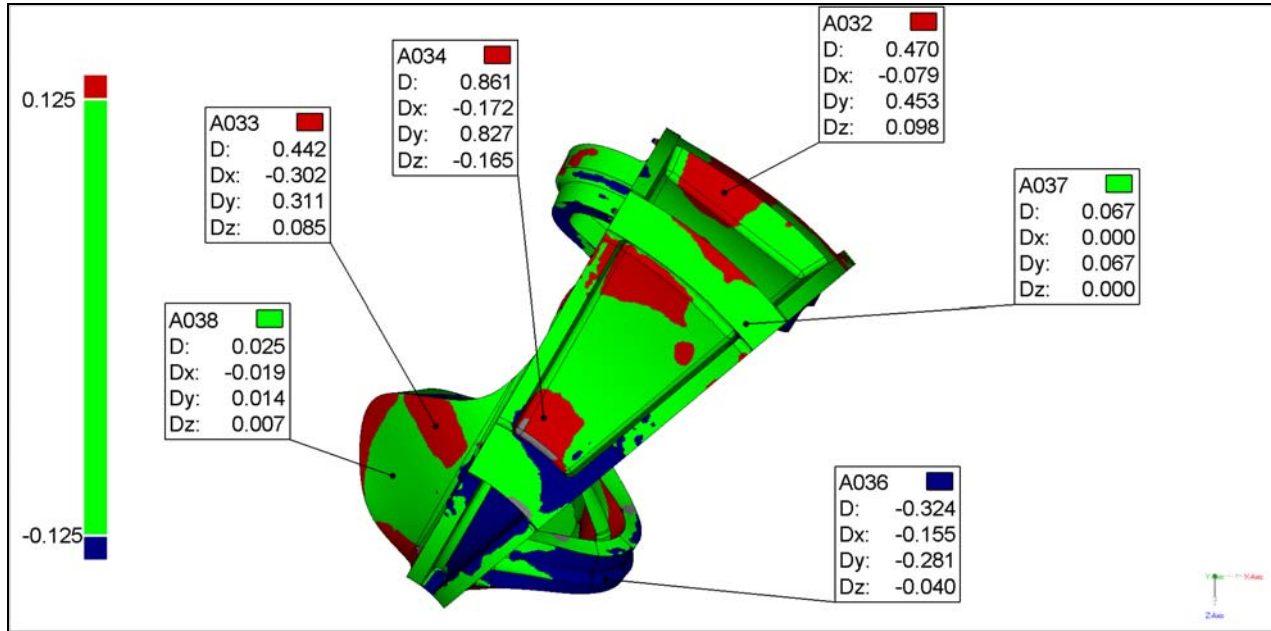
Predefined: Bottom



Predefined: Isometric



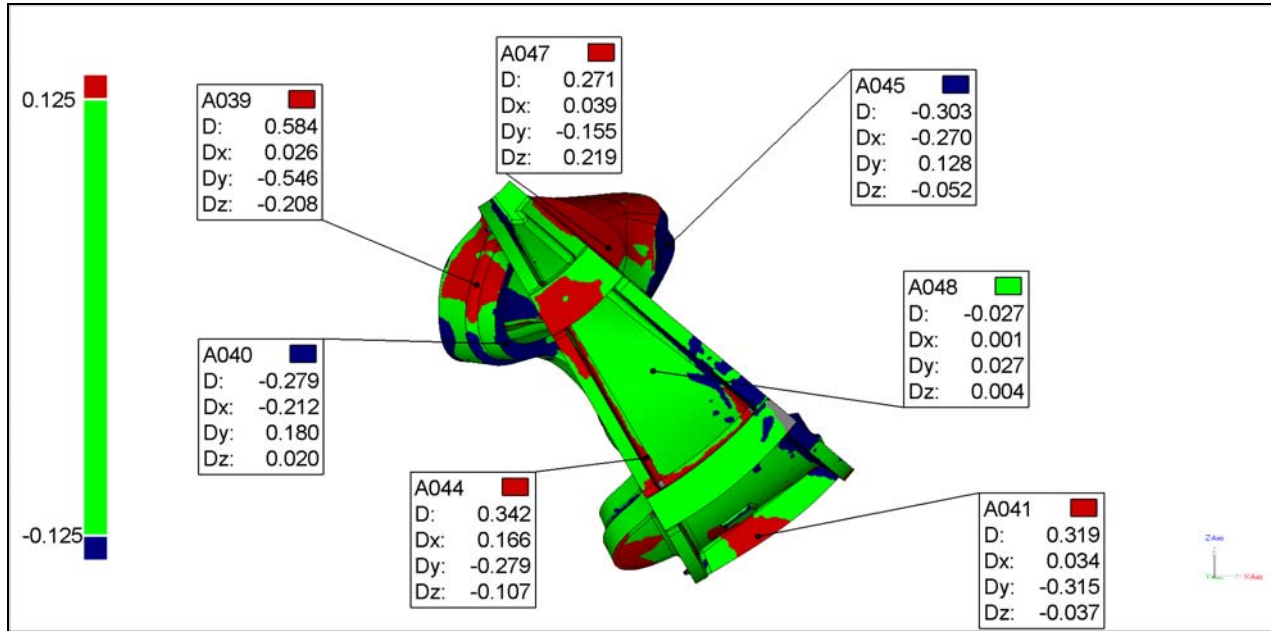
Annotated: Annotation View Top



Units: in

Name	Dev	Status	Tol +	Tol -	Ref X	Ref Y	Ref Z	Dev Radius	Dev X	Dev Y	Dev Z	Test X	Test Y	Test Z
A032	0.470	FAIL	0.100	-0.100	54.294	11.519	-71.235	0.039	-0.079	0.453	0.098	54.215	11.972	-71.137
A033	0.442	FAIL	0.100	-0.100	11.899	30.670	-36.884	0.039	-0.302	0.311	0.085	11.597	30.981	-36.798
A034	0.861	FAIL	0.100	-0.100	27.749	40.157	-38.073	0.039	-0.172	0.827	-0.165	27.577	40.984	-38.237
A036	-0.324	FAIL	0.100	-0.100	36.863	-3.808	-14.297	0.039	-0.155	-0.281	-0.040	36.708	-4.090	-14.337
A037	0.067	PASS	0.100	-0.100	57.469	48.188	-51.942	0.039	0.000	0.067	0.000	57.469	48.255	-51.942
A038	0.025	PASS	0.100	-0.100	5.558	19.704	-29.553	0.039	-0.019	0.014	0.007	5.539	19.718	-29.546

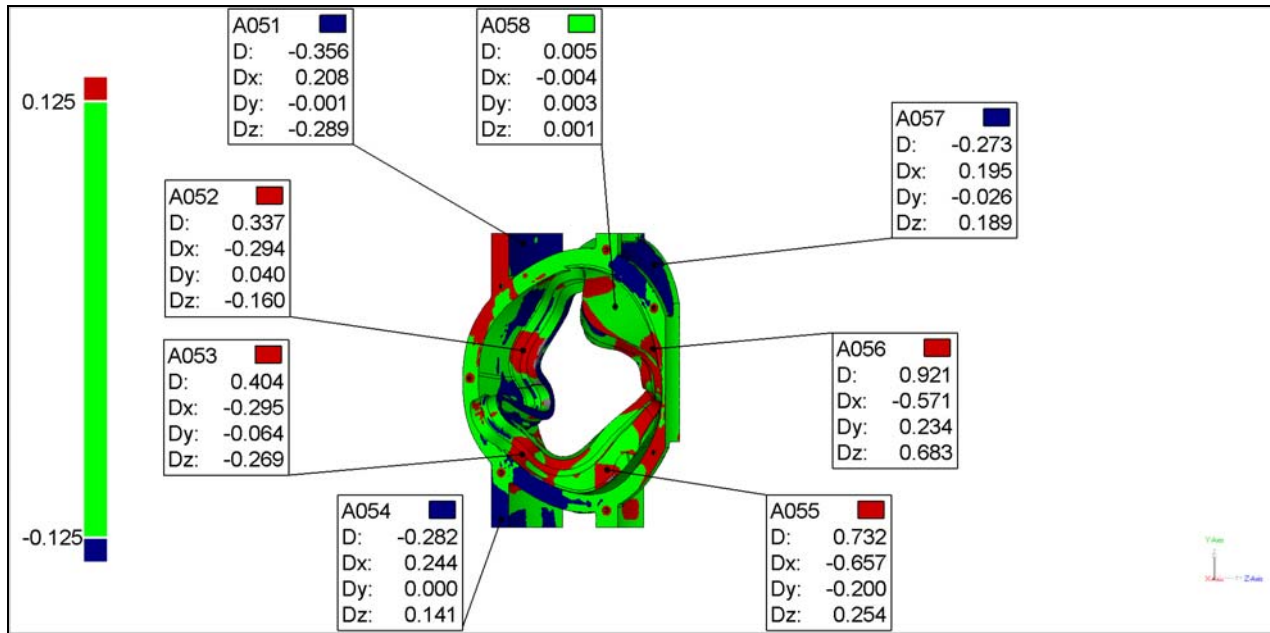
Annotated: Annotation View Bottom



Units: in

Name	Dev	Status	Tol +	Tol -	Ref X	Ref Y	Ref Z	Dev Radius	Dev X	Dev Y	Dev Z	Test X	Test Y	Test Z
A039	0.584	FAIL	0.100	-0.100	7.399	10.856	-28.360	0.039	0.026	-0.546	-0.208	7.425	10.310	-28.567
A040	-0.279	FAIL	0.100	-0.100	12.590	14.051	-38.580	0.039	-0.212	0.180	0.020	12.377	14.230	-38.560
A041	0.319	FAIL	0.100	-0.100	56.713	6.078	-72.483	0.039	0.034	-0.315	-0.037	56.747	5.762	-72.520
A044	0.342	FAIL	0.100	-0.100	37.135	-31.757	-58.654	0.039	0.166	-0.279	-0.107	37.301	-32.037	-58.761
A045	-0.303	FAIL	0.100	-0.100	41.032	-8.625	-21.418	0.039	-0.270	0.128	-0.052	40.762	-8.497	-21.469
A047	0.271	FAIL	0.100	-0.100	30.470	-23.402	-21.884	0.039	0.039	-0.155	0.219	30.509	-23.558	-21.665
A048	-0.027	PASS	0.100	-0.100	38.270	-38.262	-43.393	0.039	0.001	0.027	0.004	38.270	-38.235	-43.390

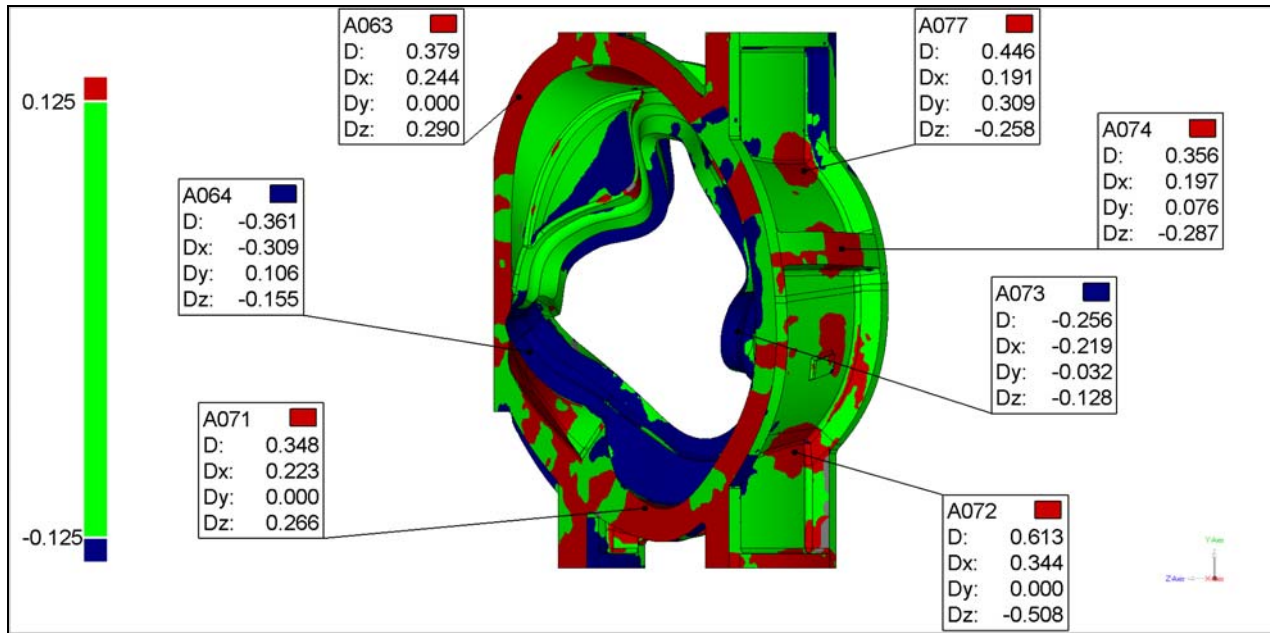
Annotated: Annotation View Left



Units: in

Name	Dev	Status	Tol +	Tol -	Ref X	Ref Y	Ref Z	Dev Radius	Dev X	Dev Y	Dev Z	Test X	Test Y	Test Z
A051	-0.356	FAIL	0.100	-0.100	44.544	44.812	-61.169	0.039	0.208	-0.001	-0.289	44.752	44.811	-61.458
A052	0.337	FAIL	0.100	-0.100	53.352	9.964	-61.169	0.039	-0.294	0.040	-0.160	53.058	10.004	-61.329
A053	0.404	FAIL	0.100	-0.100	36.665	-24.158	-61.411	0.039	-0.295	-0.064	-0.269	36.371	-24.222	-61.680
A054	-0.282	FAIL	0.100	-0.100	38.553	-45.608	-68.276	0.039	0.244	0.000	0.141	38.798	-45.608	-68.135
A055	0.732	FAIL	0.100	-0.100	32.132	-29.208	-33.635	0.039	-0.657	-0.200	0.254	31.476	-29.408	-33.381
A056	0.921	FAIL	0.100	-0.100	7.357	10.477	-18.642	0.039	-0.571	0.234	0.683	6.786	10.711	-17.959
A057	-0.273	FAIL	0.100	-0.100	18.242	37.816	-18.201	0.039	0.195	-0.026	0.189	18.437	37.790	-18.012
A058	0.005	PASS	0.100	-0.100	8.213	24.147	-30.989	0.039	-0.004	0.003	0.001	8.209	24.149	-30.988

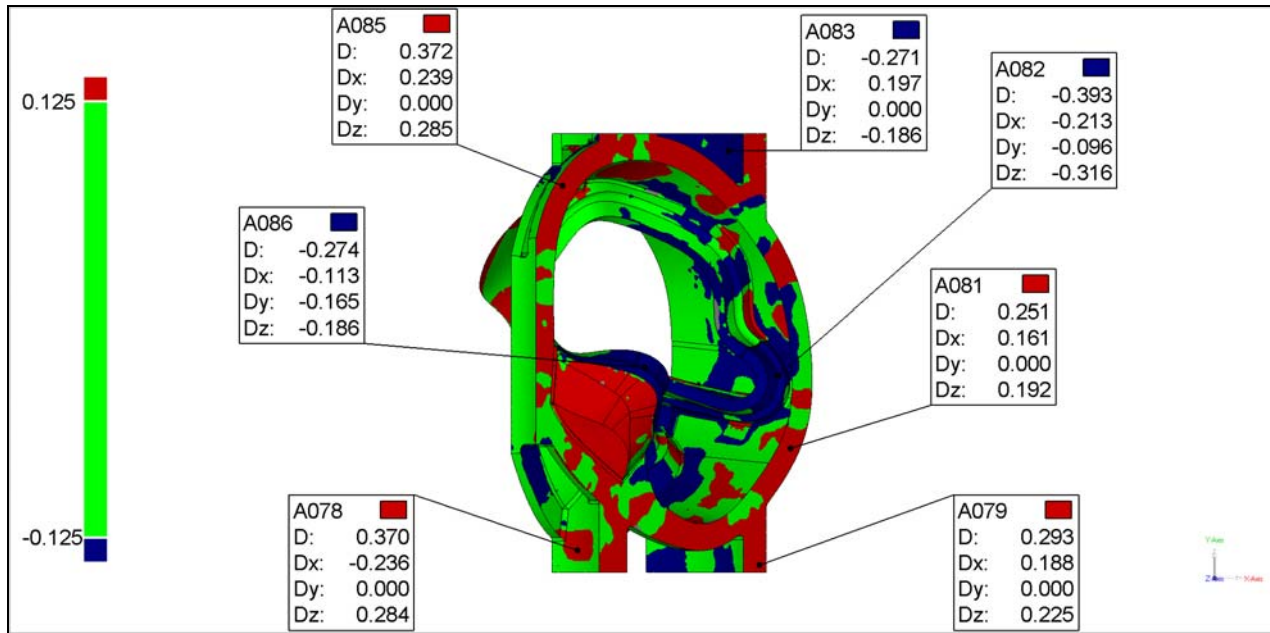
Annotated: Annotation View Right



Units: in

Name	Dev	Status	Tol +	Tol -	Ref X	Ref Y	Ref Z	Dev Radius	Dev X	Dev Y	Dev Z	Test X	Test Y	Test Z
A063	0.379	FAIL	0.100	-0.100	18.531	36.560	-14.571	0.039	0.244	0.000	0.290	18.775	36.560	-14.280
A064	-0.361	FAIL	0.100	-0.100	40.476	-9.285	-16.439	0.039	-0.309	0.106	-0.155	40.167	-9.179	-16.594
A071	0.348	FAIL	0.100	-0.100	45.441	-37.411	-37.150	0.039	0.223	0.000	0.266	45.664	-37.411	-36.884
A072	0.613	FAIL	0.100	-0.100	43.968	-27.330	-64.018	0.039	0.344	0.000	-0.508	44.312	-27.330	-64.526
A073	-0.256	FAIL	0.100	-0.100	65.593	-5.551	-53.854	0.039	-0.219	-0.032	-0.128	65.374	-5.583	-53.983
A074	0.356	FAIL	0.100	-0.100	57.859	9.211	-72.488	0.039	0.197	0.076	-0.287	58.056	9.287	-72.775
A077	0.446	FAIL	0.100	-0.100	44.242	23.247	-65.712	0.039	0.191	0.309	-0.258	44.433	23.557	-65.970

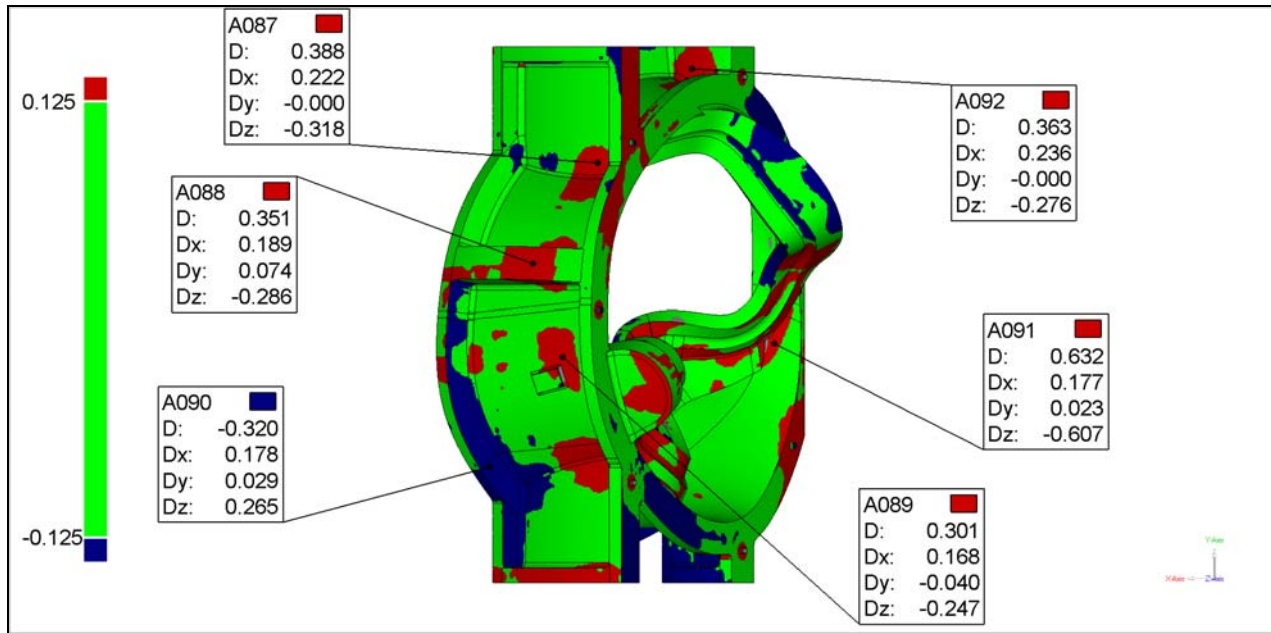
Annotated: Annotation View Front



Units: in

Name	Dev	Status	Tol +	Tol -	Ref X	Ref Y	Ref Z	Dev Radius	Dev X	Dev Y	Dev Z	Test X	Test Y	Test Z
A078	0.370	FAIL	0.100	-0.100	22.125	-43.372	-26.471	0.039	-0.236	0.000	0.284	21.889	-43.372	-26.187
A079	0.293	FAIL	0.100	-0.100	62.028	-46.623	-51.069	0.039	0.188	0.000	0.225	62.216	-46.623	-50.844
A081	0.251	FAIL	0.100	-0.100	68.826	-20.908	-56.773	0.039	0.161	0.000	0.192	68.987	-20.908	-56.581
A082	-0.393	FAIL	0.100	-0.100	66.166	-4.946	-54.617	0.039	-0.213	-0.096	-0.316	65.953	-5.043	-54.932
A083	-0.271	FAIL	0.100	-0.100	55.230	44.415	-51.785	0.039	0.197	0.000	-0.186	55.427	44.415	-51.971
A085	0.372	FAIL	0.100	-0.100	18.874	36.730	-14.858	0.039	0.239	0.000	0.285	19.113	36.730	-14.573
A086	-0.274	FAIL	0.100	-0.100	36.904	-3.173	-15.496	0.039	-0.113	-0.165	-0.186	36.791	-3.338	-15.682

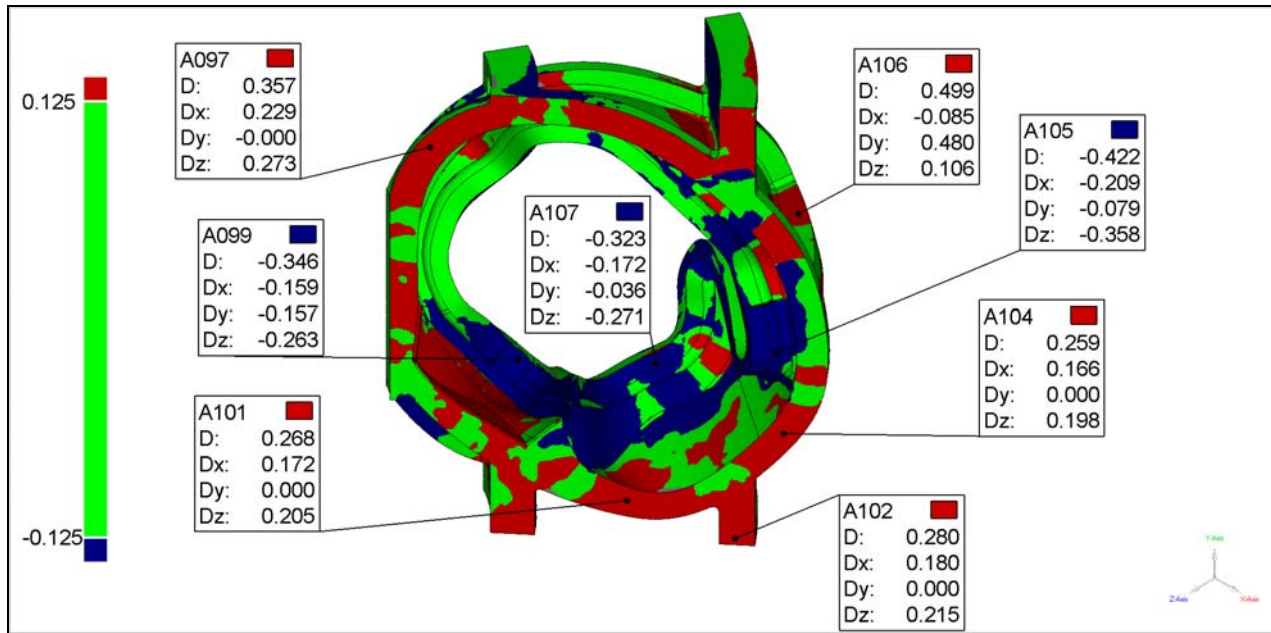
Annotated: Annotation View Back



Units: in

Name	Dev	Status	Tol +	Tol -	Ref X	Ref Y	Ref Z	Dev Radius	Dev X	Dev Y	Dev Z	Test X	Test Y	Test Z
A087	0.388	FAIL	0.100	-0.100	44.656	27.300	-63.543	0.039	0.222	-0.000	-0.318	44.878	27.300	-63.861
A088	0.351	FAIL	0.100	-0.100	56.271	9.151	-73.572	0.039	0.189	0.074	-0.286	56.460	9.225	-73.859
A089	0.301	FAIL	0.100	-0.100	50.948	-7.547	-71.367	0.039	0.168	-0.040	-0.247	51.115	-7.587	-71.614
A090	-0.320	FAIL	0.100	-0.100	64.015	-27.391	-56.486	0.039	0.178	0.029	0.265	64.193	-27.363	-56.221
A091	0.632	FAIL	0.100	-0.100	12.954	-5.127	-14.409	0.039	0.177	0.023	-0.607	13.131	-5.105	-15.016
A092	0.363	FAIL	0.100	-0.100	27.716	44.240	-32.733	0.039	0.236	-0.000	-0.276	27.952	44.240	-33.009

Annotated: Annotation View Isometric



Units: in

Name	Dev	Status	Tol +	Tol -	Ref X	Ref Y	Ref Z	Dev Radius	Dev X	Dev Y	Dev Z	Test X	Test Y	Test Z
A097	0.357	FAIL	0.100	-0.100	18.638	35.973	-14.660	0.039	0.229	-0.000	0.273	18.868	35.973	-14.387
A099	-0.346	FAIL	0.100	-0.100	38.499	-2.006	-17.121	0.039	-0.159	-0.157	-0.263	38.340	-2.164	-17.385
A101	0.268	FAIL	0.100	-0.100	45.849	-39.638	-37.493	0.039	0.172	0.000	0.205	46.021	-39.638	-37.288
A102	0.280	FAIL	0.100	-0.100	60.736	-46.739	-49.985	0.039	0.180	0.000	0.215	60.917	-46.739	-49.770
A104	0.259	FAIL	0.100	-0.100	67.436	-23.082	-55.606	0.039	0.166	0.000	0.198	67.602	-23.082	-55.408
A105	-0.422	FAIL	0.100	-0.100	66.355	-5.353	-54.634	0.039	-0.209	-0.079	-0.358	66.146	-5.431	-54.992
A106	0.499	FAIL	0.100	-0.100	55.821	11.733	-70.985	0.039	-0.085	0.480	0.106	55.736	12.213	-70.879
A107	-0.323	FAIL	0.100	-0.100	35.687	-23.162	-54.842	0.039	-0.172	-0.036	-0.271	35.515	-23.198	-55.113



Carondelet Division

Pevely, MO 63070
(636) 475-2100

9/6/2005

Annotated: All

Units: in

Name	Dev	Status	Tol +	Tol -	Ref X	Ref Y	Ref Z	Dev Radius	Dev X	Dev Y	Dev Z	Test X	Test Y	Test Z
A032	0.470	FAIL	0.100	-0.100	54.294	11.519	-71.235	0.039	-0.079	0.453	0.098	54.215	11.972	-71.137
A033	0.442	FAIL	0.100	-0.100	11.899	30.670	-36.884	0.039	-0.302	0.311	0.085	11.597	30.981	-36.798
A034	0.861	FAIL	0.100	-0.100	27.749	40.157	-38.073	0.039	-0.172	0.827	-0.165	27.577	40.984	-38.237
A036	-0.324	FAIL	0.100	-0.100	36.863	-3.808	-14.297	0.039	-0.155	-0.281	-0.040	36.708	-4.090	-14.337
A037	0.067	PASS	0.100	-0.100	57.469	48.188	-51.942	0.039	0.000	0.067	0.000	57.469	48.255	-51.942
A038	0.025	PASS	0.100	-0.100	5.558	19.704	-29.553	0.039	-0.019	0.014	0.007	5.539	19.718	-29.546
A039	0.584	FAIL	0.100	-0.100	7.399	10.856	-28.360	0.039	0.026	-0.546	-0.208	7.425	10.310	-28.567
A040	-0.279	FAIL	0.100	-0.100	12.590	14.051	-38.580	0.039	-0.212	0.180	0.020	12.377	14.230	-38.560
A041	0.319	FAIL	0.100	-0.100	56.713	6.078	-72.483	0.039	0.034	-0.315	-0.037	56.747	5.762	-72.520
A044	0.342	FAIL	0.100	-0.100	37.135	-31.757	-58.654	0.039	0.166	-0.279	-0.107	37.301	-32.037	-58.761
A045	-0.303	FAIL	0.100	-0.100	41.032	-8.625	-21.418	0.039	-0.270	0.128	-0.052	40.762	-8.497	-21.469
A047	0.271	FAIL	0.100	-0.100	30.470	-23.402	-21.884	0.039	0.039	-0.155	0.219	30.509	-23.558	-21.665
A048	-0.027	PASS	0.100	-0.100	38.270	-38.262	-43.393	0.039	0.001	0.027	0.004	38.270	-38.235	-43.390
A051	-0.356	FAIL	0.100	-0.100	44.544	44.812	-61.169	0.039	0.208	-0.001	-0.289	44.752	44.811	-61.458
A052	0.337	FAIL	0.100	-0.100	53.352	9.964	-61.169	0.039	-0.294	0.040	-0.160	53.058	10.004	-61.329
A053	0.404	FAIL	0.100	-0.100	36.665	-24.158	-61.411	0.039	-0.295	-0.064	-0.269	36.371	-24.222	-61.680
A054	-0.282	FAIL	0.100	-0.100	38.553	-45.608	-68.276	0.039	0.244	0.000	0.141	38.798	-45.608	-68.135
A055	0.732	FAIL	0.100	-0.100	32.132	-29.208	-33.635	0.039	-0.657	-0.200	0.254	31.476	-29.408	-33.381
A056	0.921	FAIL	0.100	-0.100	7.357	10.477	-18.642	0.039	-0.571	0.234	0.683	6.786	10.711	-17.959
A057	-0.273	FAIL	0.100	-0.100	18.242	37.816	-18.201	0.039	0.195	-0.026	0.189	18.437	37.790	-18.012
A058	0.005	PASS	0.100	-0.100	8.213	24.147	-30.989	0.039	-0.004	0.003	0.001	8.209	24.149	-30.988
A063	0.379	FAIL	0.100	-0.100	18.531	36.560	-14.571	0.039	0.244	0.000	0.290	18.775	36.560	-14.280
A064	-0.361	FAIL	0.100	-0.100	40.476	-9.285	-16.439	0.039	-0.309	0.106	-0.155	40.167	-9.179	-16.594
A071	0.348	FAIL	0.100	-0.100	45.441	-37.411	-37.150	0.039	0.223	0.000	0.266	45.664	-37.411	-36.884
A072	0.613	FAIL	0.100	-0.100	43.968	-27.330	-64.018	0.039	0.344	0.000	-0.508	44.312	-27.330	-64.526
A073	-0.256	FAIL	0.100	-0.100	65.593	-5.551	-53.854	0.039	-0.219	-0.032	-0.128	65.374	-5.583	-53.983
A074	0.356	FAIL	0.100	-0.100	57.859	9.211	-72.488	0.039	0.197	0.076	-0.287	58.056	9.287	-72.775
A077	0.446	FAIL	0.100	-0.100	44.242	23.247	-65.712	0.039	0.191	0.309	-0.258	44.433	23.557	-65.970
A078	0.370	FAIL	0.100	-0.100	22.125	-43.372	-26.471	0.039	-0.236	0.000	0.284	21.889	-43.372	-26.187
A079	0.293	FAIL	0.100	-0.100	62.028	-46.623	-51.069	0.039	0.188	0.000	0.225	62.216	-46.623	-50.844
A081	0.251	FAIL	0.100	-0.100	68.826	-20.908	-56.773	0.039	0.161	0.000	0.192	68.987	-20.908	-56.581
A082	-0.393	FAIL	0.100	-0.100	66.166	-4.946	-54.617	0.039	-0.213	-0.096	-0.316	65.953	-5.043	-54.932
A083	-0.271	FAIL	0.100	-0.100	55.230	44.415	-51.785	0.039	0.197	0.000	-0.186	55.427	44.415	-51.971
A085	0.372	FAIL	0.100	-0.100	18.874	36.730	-14.858	0.039	0.239	0.000	0.285	19.113	36.730	-14.573
A086	-0.274	FAIL	0.100	-0.100	36.904	-3.173	-15.496	0.039	-0.113	-0.165	-0.186	36.791	-3.338	-15.682
A087	0.388	FAIL	0.100	-0.100	44.656	27.300	-63.543	0.039	0.222	-0.000	-0.318	44.878	27.300	-63.861
A088	0.351	FAIL	0.100	-0.100	56.271	9.151	-73.572	0.039	0.189	0.074	-0.286	56.460	9.225	-73.859
A089	0.301	FAIL	0.100	-0.100	50.948	-7.547	-71.367	0.039	0.168	-0.040	-0.247	51.115	-7.587	-71.614
A090	-0.320	FAIL	0.100	-0.100	64.015	-27.391	-56.486	0.039	0.178	0.029	0.265	64.193	-27.363	-56.221
A091	0.632	FAIL	0.100	-0.100	12.954	-5.127	-14.409	0.039	0.177	0.023	-0.607	13.131	-5.105	-15.016
A092	0.363	FAIL	0.100	-0.100	27.716	44.240	-32.733	0.039	0.236	-0.000	-0.276	27.952	44.240	-33.009
A097	0.357	FAIL	0.100	-0.100	18.638	35.973	-14.660	0.039	0.229	-0.000	0.273	18.868	35.973	-14.387
A099	-0.346	FAIL	0.100	-0.100	38.499	-2.006	-17.121	0.039	-0.159	-0.157	-0.263	38.340	-2.164	-17.385
A101	0.268	FAIL	0.100	-0.100	45.849	-39.638	-37.493	0.039	0.172	0.000	0.205	46.021	-39.638	-37.288
A102	0.280	FAIL	0.100	-0.100	60.736	-46.739	-49.985	0.039	0.180	0.000	0.215	60.917	-46.739	-49.770
A104	0.259	FAIL	0.100	-0.100	67.436	-23.082	-55.606	0.039	0.166	0.000	0.198	67.602	-23.082	-55.408
A105	-0.422	FAIL	0.100	-0.100	66.355	-5.353	-54.634	0.039	-0.209	-0.079	-0.358	66.146	-5.431	-54.992
A106	0.499	FAIL	0.100	-0.100	55.821	11.733	-70.985	0.039	-0.085	0.480	0.106	55.736	12.213	-70.879
A107	-0.323	FAIL	0.100	-0.100	35.687	-23.162	-54.842	0.039	-0.172	-0.036	-0.271	35.515	-23.198	-55.113



Carondelet Division

8600 Commercial Blvd. - Pevely, MO 63070 USA
Phone: 636-479-4499 - Fax: 636-479-3399

Material Test Report

ENERGY INDUSTRIES OF OHIO

Purchase Order Number PPPL-FP-LTS-2
Pattern Number SE-141-073 COIL C SHIM
CAF Metal Designation CF8MNMnMod
Material Spec CF8MNMN MOD

Cert Number S73220-2
Pour Date 4/28/2005

Element	Min	Actual	Max
C	0.040	0.07	0.070
CR	18.000	18.1	18.500
MN	2.300	2.97	2.800
MO	2.100	2.45	2.500
N	0.240	0.255	0.280
NI	13.000	13.12	13.500
P	0.000	0.01	0.015
S	0.000	0.01	0.015
SI	0.000	0.5	0.500

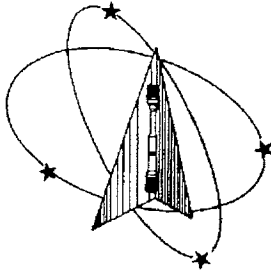
The certificate is produced with EDP and valid without signature.

Respectfully Submitted,
Charles A. Ruud
Quality Assurance Manager

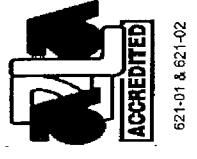
Superior Quality Engineered Metal Products

www.MetalTekInt.Com

2



Westmoreland Mechanical Testing & Research, Inc.
 P.O. Box 388
 Westmoreland Drive
 Youngstown, Pa. 15696-0388 U.S.A.
 Telephone: 724-537-3131 Fax: 724-537-3151
 Website: www.wmtr.com
 WMTR is a technical leader in the material testing industry.



June 20, 2005

MetalTek International
 The Carondelet Division
 8600 Commercial Blvd.
 I-55 Industrial Park
 Pevelly, MO 63070-1528

CERTIFICATION

Section 1 of 1
 WMT&R Report No. 5-29403
 Req. No. 5394

Attention: Rick Suria

Subject: All processes, performed upon the material as received, were conducted at WMT&R, Inc. in accordance with the WMT&R Quality Assurance Manual, Rev. 9, dated 4/1/2000.
 The following tests were performed on this order: TENSILE

TENSILE RESULTS: ASTM E21-03a
 SOAK TIME: 5 Minutes
 SPEED OF TESTING: 0.0030 in./in./min., 0.0500 in./min./in.
 MATERIAL: Metaltek CF8MNnMOD

Sample	TestLog Number	Temp. °F	UTS ksi	0.2% YS ksi	Elong %	RA %	Modulus Msi	Ult. Load lbf	0.2% YLD. lbf	Orig. Dia. (in.)	Final Dia. (in.)	4D		Orig. Area (sq. in.)	Machine Number	AIUR
												GL (in.)	Final GL (in.)			
29198 (1)	C03696	-320	166.1	96.0	57	62	28.6	33330	19260	0.5054	0.3103	2.00	3.14	0.20061359	M9	R
29198 (2)	C03697	-320	161.4	96.8	38	33	28.8	32390	19430	0.5055	0.4130	2.00	2.75	0.20069299	M9	R
29198 (3)	C03698	-320	165.0	92.6	62	62	27.6	33100	18581	0.5054	0.3109	2.00	3.23	0.20061359	M9	R

AIUR: A=ACCEPTABLE, U=UNACCEPTABLE, R=REPORT

DISPOSITION: Report

Matthew J. Wojcik
 Roy E. Starr/Matt Wojcik
 Technical Services Manager / Tensile Supervisor
 6-20-05
 June 20, 2005

KNOWLEDGE OR WILLFULLY FALSIFYING OR CONCEALING A MATERIAL FACT ON THIS FORM OR MAKING FALSE, FICTITIOUS OR FRAUDULENT STATEMENTS OR REPRESENTATIONS HEREIN COULD CONSTITUTE A FELONY PUNISHABLE UNDER FEDERAL STATUTES. THIS CERTIFICATE OR REPORT SHALL NOT BE REPRODUCED EXCEPT IN FULL, WITHOUT THE WRITTEN APPROVAL OF WMTR, INC.

Testing Specialists for Aerospace, Automotive, and Material Testing Fields
 Locations in Youngstown, PA U.S.A. ~ Tel. (724) 537-3131 and
 Banbury U.K. ~ Tel. +44 (0) 1295 261211

3



2810 Clark Avenue • St. Louis, MO 63103-2574 • (314) 531-8080 • FAX (314) 531-8085

METALTEK INTERNATIONAL
 8600 Commercial Blvd.
 Pevely, MO 63070

June 13, 2005
 Lab No. 05P-1739
 P.O. No. 12516
 Page 1 of 3

Attention: Chuck Ruud

REPORT OF CHARPY IMPACT TEST

MATERIAL (SAMPLE ID): HT # 29198
SPECIFICATION: ASTM A 370-03a
SPECIMEN TYPE: "A" Vee Notch
SPECIMEN SIZE: 10 mm x 10 mm
TEMPERATURE OF TEST: 293° K / 68° F
REQUIREMENTS: 50 ft. / lb

BASE METAL	FOOT LBS.	LATERAL EXPANSION	% SHEAR
1-7	132	0.085	100
1-8	176	0.084	100
1-9	152	0.082	100
Average	153	0.084	100
BASE METAL	FOOT LBS.	LATERAL EXPANSION	% SHEAR
2-7	160	0.112	100
2-8	144	0.107	100
2-9	140	0.069	100
Average	148	0.096	100
BASE METAL	FOOT LBS.	LATERAL EXPANSION	% SHEAR
3-7	176	0.110	100
3-8	124	0.087	100
3-9	144	0.107	100
Average	148	0.101	100

Identification of tested specimen provided by client.

[Signature]
 Karl Schmitz, Director
 Materials Testing



Certificate No. 0397-01
 Certificate No. 0397-02

AN OFFICIAL COPY OF TEST REPORT WILL BE PROVIDED BY THIS LABORATORY ON REQUEST. DO NOT REPRODUCE
 NOT OFFICIAL WITHOUT THE RAISED SEAL OF ST. LOUIS TESTING LABORATORIES, INC.
 SEE REVERSE FOR CONDITIONS.





2810 Clark Avenue • St. Louis, MO 63103-2574 • (314) 531-8080 • FAX (314) 531-8085

METALTEK INTERNATIONAL
 8600 Commercial Blvd.
 Pevely, MO 63070

June 13, 2005
 Lab No. 05p-1739
 P.O. No. 12516
 Page 2 of 3

Attention: Chuck Ruud

REPORT OF CHARPY IMPACT TEST

MATERIAL (SAMPLE ID): HT # 29198
SPECIFICATION: ASTM A 370-03a
SPECIMEN TYPE: "A" Vee Notch
SPECIMEN SIZE: 10 mm x 10 mm
TEMPERATURE OF TEST: 77° K / -321° F
REQUIREMENTS: 35 ft / lb

BASE METAL	FOOT LBS.	LATERAL EXPANSION	% SHEAR
4-7	84	0.055	50
4-8	83	0.035	50
4-9	76	0.058	50
Average	81	0.049	50
BASE METAL	FOOT LBS.	LATERAL EXPANSION	% SHEAR
5-7	82	0.059	50
5-8	82	0.040	50
5-9	98	0.075	80
Average	87	0.058	60
BASE METAL	FOOT LBS.	LATERAL EXPANSION	% SHEAR
6-7	82	0.050	50
6-8	93	0.052	50
6-9	94	0.051	50
Average	90	0.051	50

Identification of tested specimen provided by client.

Karl Schmitz, Director
 Materials Testing



Certificate No. 0397-01
 Certificate No. 0397-02

AN OFFICIAL COPY OF TEST REPORT WILL BE PROVIDED BY THIS LABORATORY ON REQUEST. DO NOT REPRODUCE. NOT OFFICIAL WITHOUT THE RAISED SEAL OF ST. LOUIS TESTING LABORATORIES, INC. SEE REVERSE FOR CONDITIONS.





2810 Clark Avenue • St. Louis, MO 63103-2574 • (314) 531-8080 • FAX (314) 531-8085

METALTEK INTERNATIONAL
8600 Commercial Blvd.
Pevely, MO 63070

June 13, 2005
Lab No. 05P-1739
P.O. No. 12516
Page 3 of 3

Attention: **CHUCK RUUD**

REPORT OF MECHANICAL TESTS

SAMPLE ID: 3 EA., 29198

Sample ID	Original Area Sq. inches	Reduced Area Sq. inches	Reduction in Area %	Modules of Elasticity	Yield Strength PSI	Tensile Strength PSI	Elongation (2.0" Gage Length)	
							in.	%
29298-1	0.1817	0.0855	52.9	21.2 Msi	40600	91900	1.00	50.0
29198-2	0.1825	0.0962	47.3	20.9 Msi	42700	88500	1.00	50.0
29198-3	0.1840	0.1170	36.4	21.1 Msi	39500	88300	0.97	48.5

Round, reduced section room temperature tensiles

Yield taken at .2% offset

Tested in accordance with ASTM A 370-03a

Identification of tested specimens provided by the client.

KS/tiv

Karl Schmitz, Director
Materials Testing



Certificate No. 0397-01
Certificate No. 0397-02

AN OFFICIAL COPY OF TEST REPORT WILL BE PROVIDED BY THIS LABORATORY ON REQUEST. DO NOT REPRODUCE.
NOT OFFICIAL WITHOUT THE RAISED SEAL OF ST. LOUIS TESTING LABORATORIES, INC.
SEE REVERSE FOR CONDITIONS





Carondelet Division

8600 Commercial Blvd. - Pevely, MO 63070 USA
Phone: 636-479-4499 - Fax: 636-479-3399

Final Inspection Report

Customer Name: ENERGY
INDUSTRIES OF
OHIO

Pattern: SE-141-073 COIL C SHIM

Order Number: PPPL-FP-LTS-2

ASTM Metal CF8MNMN MOD

Date 6/22/2005

Type Description	Cert Number	Procedure	Acceptance Criteria	Actual
Liquid Penetrant	S73220-2	CQP - 300 Rev 9	ASTM A903 Level II	Acceptable
Mag Perm	S73220-2	SOP Mag Perm 100 Rev 1	<1.02	Acceptable
Radiographic	S73220-2	Technique # 12726	MSS SP 54	Acceptable
Visual	S73220-2	CQP - 500 REV 4	ASTM A802 LEVEL 2	Acceptable

A handwritten signature in black ink, appearing to read "CAR", is positioned above the typed name of the Quality Assurance Manager.

Respectfully Submitted,
Charles A. Ruud
Quality Assurance Manager

Superior Quality Engineered Metal Products

www.MetalTekInt.Com



Carondelet Division

8600 Commercial Blvd. - Pevely, MO 63070 USA
Phone: 636-479-4499 - Fax: 636-479-3399

Certificate of Conformance

ENERGY INDUSTRIES OF OHIO

Order Number PPPL-FP-LTS-2

Pattern SE-141-073 COIL C SHIM

ASTM Metal CF8MNMN MOD

Date 6/21/2005

Cert Number

S73220-2

A handwritten signature in black ink, appearing to read "CAR", is positioned above the signature block.

We certify that we have complied in accordance with the drawings(s) and specifications(s) listed on the above purchase order. The articles furnished were made and/or processed from parts and/or materials in accordance with all applicable drawings(s) and specifications(s) pursuant to the afore mention purchase order.

Respectfully Submitted,
Charles A. Ruud
Quality Assurance Manager

Superior Quality Engineered Metal Products

www.MetalTekInt.Com



6

Corrective Action 1308
Carondelet Division - CA / PA / RGA Database
Corrective Action Type NCR
Date 6/13/2005
CA Originator C. Ruud
Pattern Number: C and A Coil Shims 11 Pieces

Description of Defect / Non-Conformance

Chemistry for 11 shim castings is out of specification.

Root Cause

Chemistry specification was not changed in system and not communicated to Lab personnel.

Corrective Action

Specification was corrected in system and Lab personnel trained. Mag permeability was checked on the parts and are less than 1.02u.

Verification of Corrective Action

Chemistries were checked on subsequent parts and are within specification.

Preventive Action

Create Inspection and Test Plan summarizing all requirements.

Estimated Completion Date

6/15/05

Actual Completion Date

Complete.

A handwritten signature in black ink, appearing to read "C. Ruud".


Signed: C. Ruud

CC: Roger Broman, Barry Craig, Joe Edwards, E.J. Kubick

MetalTek

INTERNATIONAL

RADIOGRAPHIC INTERPRETATION REPORT

CUSTOMER <i>Energy Industries of Ohio</i>		PURCHASE ORDER NUMBER <i>PPPL FP-LTS-2</i>			DATE <i>6-23-05</i>		CONTROL NO. <i>40851</i>		PAGE <i>1 of 1</i>												
PART NO. <i>SE-141-073 coil C shim</i>		SPECIFICATION <i>E 186</i>		CLASS <i>III</i>		TOTAL PIECES <i>1</i>		PIECES ACCEPTED <i>1</i>													
RADIOGRAPHED BY: <i>Malych</i>				INTERPRETED BY: <i>Malych</i>				ASNT LEVEL <i>II</i>													
FILM TYPE <i>50</i>		MATERIAL <i>CF8 M N M N M N</i>		ISOTOPE <i>IRIDIUM 192 COBALT 60 V</i>				CODE <i>ASTM E94 ASME V MIL-STD-453</i>													
<i>-6 part</i>		VIEW		ACCEPT		REJECT		SHRINK		INC LUSION		POROSITY		LINEAR		SURFACE		LOF / LOP		COMMENTS 	
<i>MS73220-2</i>		<i>RT-2</i>		<i>A 50</i>																	
		<i>B</i>																			
		<i>C</i>																			
		<i>D</i>																			
		<i>E</i>																			

Metal INTERNATIONAL

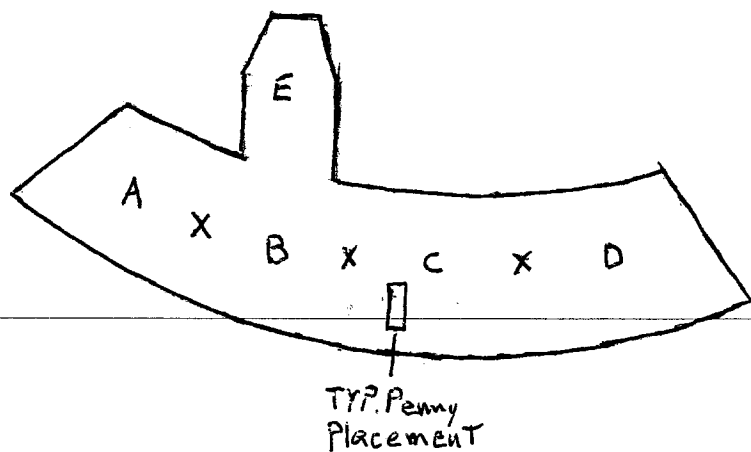
RADIOGRAPHIC STANDARD SHOOTING SKETCH

Customer <u>Energy Industries of Ohio</u>	Pattern Number <u>SE-141-073</u>
Material <u>CF8MNMN-MOD</u>	Traceability Number <u>M573220</u>
Film Manufacturer <u>FUJI</u>	Source Number <u>CO60 247 CI</u>
IQI LEVEL <u>2-2T</u> From CQP 401 <input checked="" type="checkbox"/> Other (Specify, E.G. 2-4T, 2-1T) <u>N/A</u>	

Exposures (views)	A	B	C	D	E
Thickness (IN.)	$3\frac{3}{8}$	→	→	→	→
S/F Distance (IN.)	24"	→	→	→	→
Penetrameter	50	→	→	→	→
Time (MIN.)	Calculate	→	→	→	→
Focal Spot (IN.)	#1	→	→	→	→
Film Size (IN.)	14X17	→	→	→	→
Screen Size (Pb) Front/Back	,01	→	→	→	→
S.W.E./D.W.E.	SWE	→	→	→	→
S.W.V/D.W.V.	SWV	→	→	→	→
Film Type	80	→	→	→	→
Acceptance Standard	E186	→	→	→	→
Severity Level	III	→	→	→	→

Shooting Sketch (Use Additional Pages as Needed)

use Spec. MSS-SP-54



TYP. Source Placement



TYP. Film Placement



Technique Prepared By: Ron Kelley

Level: II

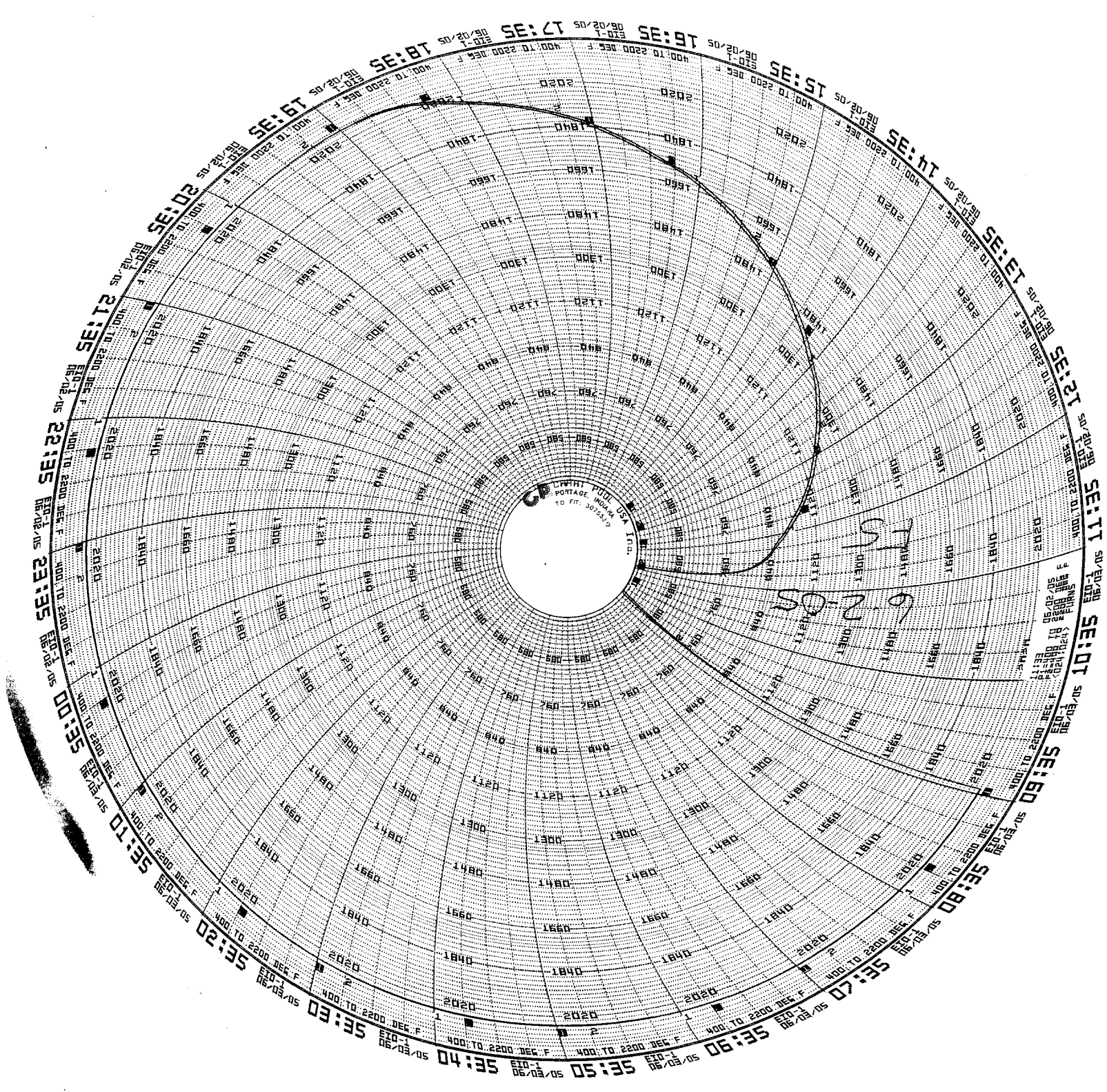
Date: 3-10-05

Technique Approved By: [Signature]

Level: III

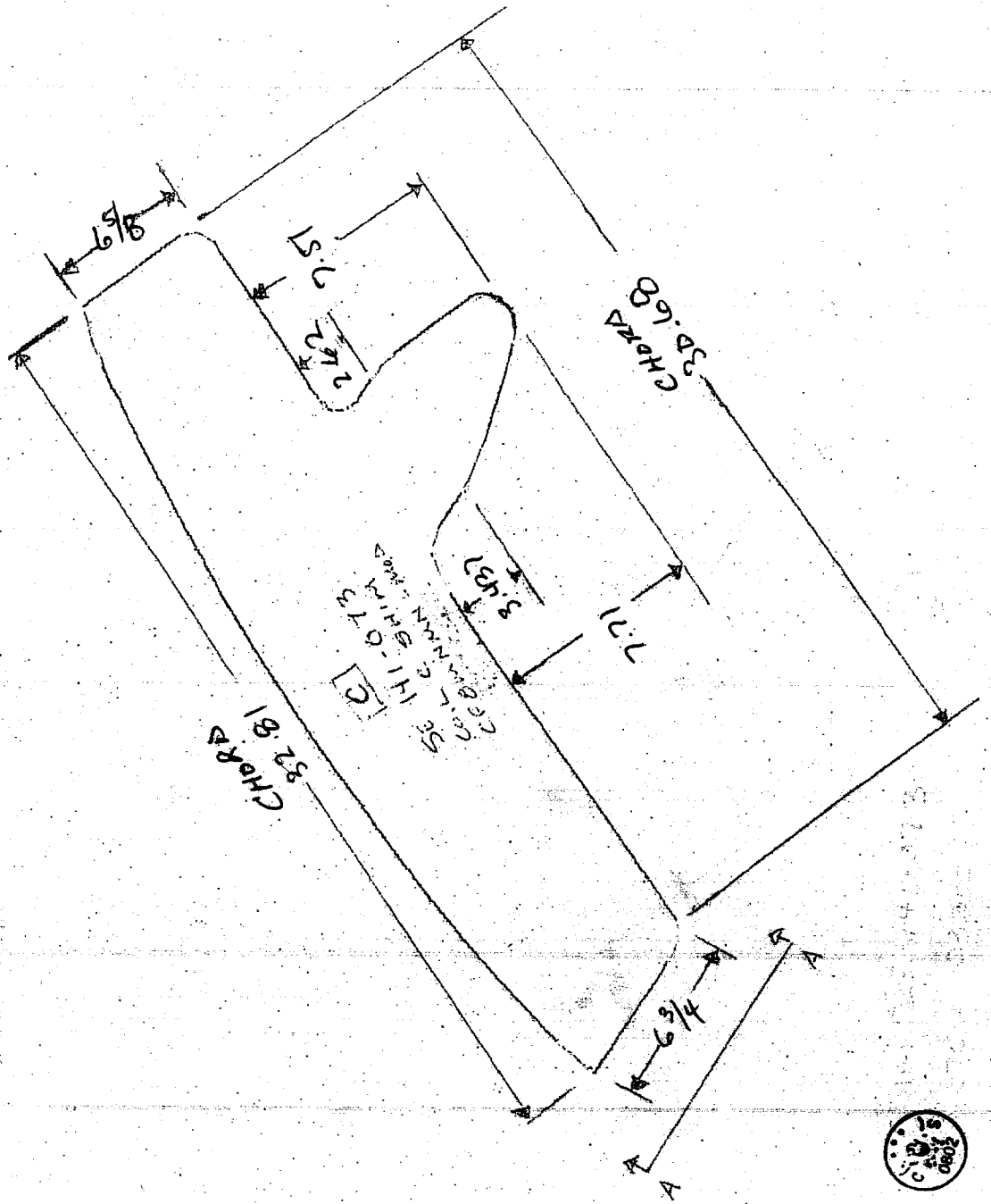
Date: 3-10-05

C Shim



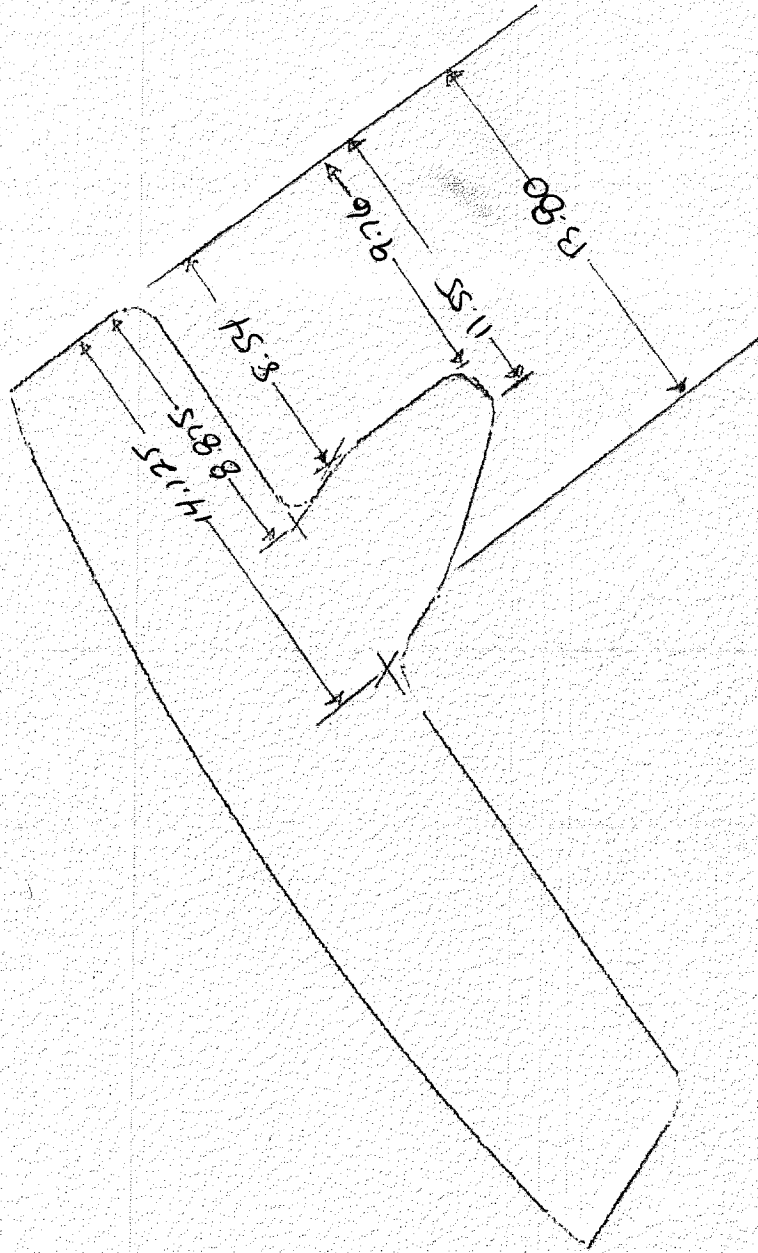


SECT A-A



SHIM SE 141-073-6
SKETCH 6/23/05

[Handwritten signature]



PAGE 2 OF 2
SHIM DE 141-073-6
SKETCH 6/23/05

OPER. #	STATION	DESCRIPTION OF PROCESS	Name	Date
10	QUALITY RELEASE	Keep all parts together. Sign and date each step when all 5 parts have been completed. REVIEW AND APPROVE MTS. RECEIVED APPROVAL FROM EIO ON _____ FROM <u>12/15/04</u> <u>Chc</u> SIGNED QUALITY MANAGER	Chc	4/21/05
20	PATTERN NPAT SOP 01000REV2	APPLY APPROPRIATE PART NUMBER, SERIAL NUMBER, FOUNDRY MARK, TO THE PATTERN.	TB	4/22/05
30	MOLD MOLD SOP 0400 REV 8 CALIBRATION PER MOLD SOP 0900 REV 5 PREPARATION PER MOLD SOP 1100R2/1200R2/13 00R1 SAND TESTING PER MOLD SOP 1400R2/1500R3/16 00R2	MOLD PER WORK INSTRUCTIONS IN MAPICS ROUTING AND SOPS REFERENCED. ENGINEER OF RECORD - ROGER BROMAN, CONSULT ON MOLD-RELATED CONCERNS. MOLD MATERIALS REQUIRED PER MAPICS BOM. NOTIFY ENGINEER OF ANY SUBSTITUTIONS.	CR	4/22/05
40	POUR MELT SOP 0100R5 MELT SOP 0700R2 MELT SOP 0600R2	METAL MUST BE AOD REFINED OR AOD INGOT. VIRGIN METAL ADDITIONS ALLOWED. RECORD POURING TEMPERATURE: <u>2825</u> CASTING Poured AT: <u>12-15-04</u> DATE: <u>4/28</u> HEAT #': <u>29198</u> ELAPSED POUR TIME: <u>44</u> KEEL BLOCKS Poured: <u>42</u> Sample from ladle to be analyzed for final chemical analysis and reported on material certifications. Sample Taken by: <u>SR</u> Analyzed: <u>G Hunt</u> Date: <u>4/28</u> Note: Make 15 additional test bars for mechanical testing.	JG	4/28/05
50	MELT SOP 0800R2	SHAKEOUT	CA	4/29
60	ARC RISE SOP 0100R1	REMOVE RISERS AS DIRECTED BY SUPERVISOR.	BW H	4/10/05
70	HEAT TREAT HEAT SOP 0103R5	SOLUTION ANNEAL. With C-1 Coil.	DLS	6/26/05

80	PHYSICAL TESTING	OBTAIN TEST SPECIMENS AND SUBMIT FOR PHYSICAL TESTING. REPORT RESULTS AS PART OF STEP 480.	WT	4/29/05
90	GRIND GSW/A SOP 0100R3 GCHI SOP 0100R2	SWING GRIND TO REMOVE RISER REMAINS AND FLASH IF REQUIRED. CHIP AND HAND GRIND SURFACE OF PART AS REQUIRED.	CEG	7/8 6/16/05
100	SAND BLAST BLAS SOP 0100R6	SANDBLAST (REMOVE ALL BLAST MATERIAL FROM CASTING) SANDBLASTING WILL BE DONE USING RECYCLED SHARP ANGULAR AGGREGATE.	MW	6/16/05
110	VISUAL INSPECTION CQP-500 REV 4	VISUALLY INSPECT 100% OF COMPONENT ACCORDING TO ASTM A802 LEVEL 3 ALL CONDITIONS. IF OK CHECK HERE <input checked="" type="checkbox"/> . MARK AND REPAIR AT STEP 130.	VT- LEVEL II	3543 6-16-05
NOTICE	WITNESS NOTIFICATION	PROVIDE NOTICE TO EIO AND DCMA AT LEAST FIVE DAYS IN ADVANCE OF LP STEP. EIO NOTIFIED ON 6/10/05 DCMA NOTIFIED ON 6/10/05	Q ENG OR QA MGR	CAR 6-16-05
120	100% L.P. CQP 0300 REV 10	L.P. 100% OF COMPONENT. ACCEPTANCE PER ASTM A903. ACCEPTANCE CRITERIA- LEVEL 2. IF OK CHECK HERE <input checked="" type="checkbox"/> . MARK AND REPAIR AT STEP 120.	LP- LEVEL II	SS13 6-16-05
130	WELD SOP 0100 REV 7	EXCAVATE ANY DEFECTS FOUND DURING 100% VISUAL AND LP INSPECTION.	CAF	4/20
140	L.P. EXCAVATION CQP-300 REV 10	L.P. ALL EXCAVATIONS PRIOR TO WELDING TO ENSURE REMOVAL OF DEFECT. ACCEPTANCE PER A903. ACCEPTANCE CRITERIA- LEVEL 2. <i>All defects ground out</i>	LP- LEVEL II	D.F. 4/23/05
150	SAND BLAST BLAS SOP 0100R6	SANDBLAST (REMOVE ALL BLAST MATERIAL FROM CASTING) SANDBLASTING WILL BE DONE USING RECYCLED SHARP ANGULAR AGGREGATE.	MW	6/23/05
160	WELD MAP	MAP ALL WELDS WITH DIGITAL PHOTO/MAPS. SERIALIZE DEFECTS ON CASTING. USE SCALE IN PHOTOS AND DOCUMENT SIZE. THIS IS TO BE PERFORMED BY SUPERVISOR, INSPECTION LEAD MAN OR THEIR DESIGNEE. FILE WITH QA. USE YELLOW MARKER. MUST SEND REPORT ON ALL WELDS OVER 10% OF NOMINAL WALL THICKNESS TO CUSTOMER. DEFECTS > 10% YES <input type="checkbox"/> , REPORT SENT BY _____ DATE _____ DEFECTS < 10% <input type="checkbox"/> SIGN BY QA ENG.	Dot Reground	
NOTICE	WITNESS NOTIFICATION	PROVIDE NOTICE TO EIO AND DCMA AT LEAST FIVE DAYS IN ADVANCE OF XRAY AND LAYOUT STEPS. EIO NOTIFIED ON 6/20/05 DCMA NOTIFIED ON 6/20/05	Q ENG OR QA MGR	AK

FIVE PARTS KEEP TOGETHER

-6

Energy Industries of Ohio

Manufacturing and Test Sequence (MTS) Coill C Shim

CO# 40851, Pattern SE 141-073

M/S73220-2 Dated December 14, 2004

Revision: Original

Page 3 of 6

Dated Issued: 4-27-05

170	CAF X-RAY CQP 401 REV 5	X-RAY PER TECHNIQUE: To be determined. USE CALIBRATED DENSITOMETER FOR DENSITY VERIFICATION. ATTACH TECHNIQUE, READER SHEET FOR ALL RADIOGRAPHS. MUST INDICATE RADIOGRAPHER AND ASNT CERTIFICATION LEVEL ON READER SHEET.	RT - LEVEL II	
180	X-RAY CQP 401 REV 5	X-RAY INTERPRETATION. ACCEPTANCE MSS SP 54. ATTACH TECHNIQUE, READER SHEET FOR ALL RADIOGRAPHS. MUST INDICATE RADIOGRAPHER AND ASNT CERTIFICATION LEVEL ON READER SHEET. IF OK CHECK HERE <input checked="" type="checkbox"/> AND SEND TO STEP 310. REJECTED CHECK HERE <input type="checkbox"/> MARK UP DEFECTS AND SEND THE CASTING TO STEP 200.	RT - LEVEL II	
190	LAYOUT	INSPECT CASTING TO VERIFY DIMENSIONS. THIS MAY BE PERFORMED BEFORE OR AFTER STEP 180. DIMENSIONED <u>35</u> DATE <u>6/23/05</u> RELEASED _____ (ENGINEER ONLY)	RT 2B	<u>6/23/05</u>
200	WELD SOP 0100 REV 7	EXCAVATE ANY DEFECTS FOUND DURING RADIOGRAPHY.		
210	L.P. EXCAVATION CQP-300 REV 10	L.P. ALL EXCAVATIONS PRIOR TO WELDING TO ENSURE REMOVAL OF DEFECT. ACCEPTANCE PER A903. ACCEPTANCE CRITERIA- LEVEL 2.	LP - LEVEL II	
220	WELD MAP	MAP ALL WELDS WITH DIGITAL PHOTO/MAPS. SERIALIZE DEFECTS ON CASTING. USE SCALE IN PHOTOS AND DOCUMENT SIZE. THIS IS TO BE PERFORMED BY SUPERVISOR, INSPECTION LEAD MAN OR THEIR DESIGNEE, FILE WITH QA. MUST SEND REPORT ON ALL WELDS OVER 10% OF NOMINAL WALL THICKNESS TO CUSTOMER. DEFECTS > 10% YES _____, REPORT SENT BY _____ DATE _____ DEFECTS < 10% _____ SIGN BY QA ENG. _____		
NOTICE	WITNESS NOTIFICATION	PROVIDE NOTICE TO EIO AND DCMA AT LEAST FIVE DAYS IN ADVANCE OF WELD STEP. EIO NOTIFIED ON _____ DCMA NOTIFIED ON _____	Q ENG OR QA MGR	
230	QA APPROVAL HOLD POINT	QA TO APPROVE ELECTRODE PRIOR TO USE. PROCEDURE USED: _____ MATERIAL USED: _____ QUALITY ENG. Name: _____ Date: _____		
240	WELD SOP 0100 REV 7	WELD REPAIR DEFECTS AS MARKED. FOR WELDS < 2" - WPS 10-SMAW-CF88MNMN MOD REV 1 FOR WELDS < 8" - WPS 15-GMAW-CF88MNMN MOD REV 2		
250	GRIND GCHI SOP 0100R2	HAND GRIND WELDS.		



WA



FIVE PARTS KEEP TOGETHER

CO# 40851, Pattern SE 141-073 - *2* MS73220-2

Energy Industries of Ohio
Manufacturing and Test Sequence (MTS) Coil C Shim
Dated December 14, 2004 Revision: Original

Page 4 of 6

Dated Issued: 4-27-05

260	L.P. WELD COP 0300 REV 10	L.P. WELD REPAIRS ACCEPTANCE PER ASTM A903. ACCEPTANCE CRITERIA-LEVEL 2. IF OK CHECK HERE _____ WASH AND SEND TO STEP 300. IF REJECTED CHECK HERE _____ AND RETURN TO STEP 220.	LP - LEVEL II	
	REPEAT	REPEAT STEPS 220 TO 260 AS REQUIRED TILL CLEAR THROUGH VISUAL INSPECTION & PENETRANT INSPECTION. DOCUMENT REWORK ON A SUPPLEMENTAL MTS	QA ENG.	
270	TEST MAG PERM SOP MAG PERM 100, REV 1	TEST MAG PERMEABILITY REPAIR AREAS. RECORD ON WELD MAP LIST. TEST AT LEAST 5 POINTS PER WELD. ACCEPTANCE 1.02. IF OK CHECK HERE <input checked="" type="checkbox"/> AND GO TO STEP 290. IF REJECTED CHECK HERE _____.	<i>OK</i>	<i>6/23/05</i>
280	GRIND GCHI SOP 0100R2	GRIND AREAS OF NON COMPLIANCE AND RETURN TO STEP 270. REPEAT UNTILL COMPLIANCE IS ACHIEVED.		<i>OK</i>
290	CAP X-RAY DEFECTS REPAIRED BY WELDING COP 401 REV 5	X-RAY PER TECHNIQUE: To be determined. USE CALIBRATED DENSITOMETER FOR DENSITY VERIFICATION. ATTACH TECHNIQUE, READER SHEET FOR ALL RADIOGRAPHS. MUST INDICATE RADIOGRAPHER AND ASNT CERTIFICATION LEVEL ON READER SHEET.	RT - LEVEL II	
300	X-RAY COP 401 REV 5	X-RAY INTERPRETATION. ACCEPTANCE MSS SP 54. ATTACH TECHNIQUE, READER SHEET FOR ALL RADIOGRAPHS. MUST INDICATE RADIOGRAPHER AND ASNT CERTIFICATION LEVEL ON READER SHEET. IF OK CHECK HERE _____ AND SEND TO STEP 310. IF REJECTED CHECK HERE _____ MARK UP DEFECTS AND SEND THE CASTING TO STEP 200.	RT - LEVEL II	
	REPEAT	REPEAT STEPS 200 TO 300 AS REQUIRED TILL WELDS CLEAR X-RAY. DOCUMENT REWORK ON A SUPPLEMENTAL MTS	QA ENG.	
310	SAND BLAST BLAS SOP 0100R6	SANDBLAST (REMOVE ALL BLAST MATERIAL FROM CASTING) SANDBLASTING WILL BE DONE USING RECYCLED SHARP ANGULAR AGGREGATE.		<i>OK</i>
	WITNESS NOTIFICATION	PROVIDE NOTICE TO EIO AND DCMA AT LEAST FIVE DAYS IN ADVANCE OF VISUAL AND LP STEPS. EIO NOTIFIED ON <i>6/20/05</i> DCMA NOTIFIED ON <i>6/20/05</i>	Q ENG OR QA MGR	<i>OK</i>
320	FINAL VISUAL INSPECTION COP-500 REV 4	VISUALLY INSPECT 100% OF COMPONENT ACCORDING TO ASTM A802 LEVEL II CONDITIONS. IF OK CHECK HERE <input checked="" type="checkbox"/> IF REJECTED CHECK HERE _____ MARK AND REPAIR AT STEP 340.	VT - LEVEL II	<i>OK</i> <i>6-24-05</i>



OK 6-24-05

OK

330	FINAL L.P. COP 0300 REV 10	FINAL L.P. 100% OF COMPONENT. ACCEPTANCE PER ASTM A903. ACCEPTANCE CRITERIA- LEVEL 1 FOR HIGH STRESSED AREAS, LEVEL 2 FOR ALL OTHER AREAS. SEE LP DRAWING. IF OK CHECK HERE _____ WASH AND SEND TO STEP 410. IF REJECTED CHECK HERE _____	LP - LEVEL II	
340	WELD SOP 0100 REV 7	EXCAVATE ANY DEFECTS FOUND DURING FINAL PENETRANT INSPECTION.	N/A	LP OK
350	L.P. EXCAVATION COP-300 REV 10	L.P. ALL EXCAVATIONS PRIOR TO WELDING TO ENSURE REMOVAL OF DEFECT. ACCEPTANCE PER A903.	LP - LEVEL II	
370	WELD MAP	MAP ALL WELDS WITH DIGITAL PHOTO/MAPS. SERIALIZE DEFECTS ON CASTING, USE SCALE IN PHOTOS AND DOCUMENT SIZE. THIS IS TO BE PERFORMED BY SUPERVISOR, INSPECTION LEAD MAN OR THEIR DESIGNEE. FILE WITH QA. MUST SEND REPORT ON ALL WELDS OVER 10% OF NOMINAL WALL THICKNESS TO CUSTOMER. NOMINAL WALL THICKNESS TO CUSTOMER. DEFECTS >10% YES _____, REPORT SENT BY _____ DATE _____ DEFECTS < 10% _____ SIGN BY QA ENG.		
380	WELD SOP 0100 REV 7	WELD REPAIR DEFECTS AS MARKED. FOR WELDS <2" - WPS 10-SMAW-CF8MNMN MOD REV 1 FOR WELDS <8" - WPS 15-GMAW-CF8MNMN MOD REV 2		
390	GRIND GCHI SOP 0100 REV 2	HAND GRIND WELDS.		
400	L.P. WELDS COP 0300 REV 10	L.P. WELD REPAIRS ACCEPTANCE PER ASTM A903. IF OK CHECK HERE _____ WASH AND SEND TO STEP 460. IF REJECTED CHECK HERE _____ AND RETURN TO STEP 390.	LP - LEVEL II	
	REPEAT	REPEAT STEPS 390 TO 410 AS REQUIRED TILL WELDS CLEAR FINAL LIQUID PENETRANT INSPECTION. DOCUMENT REWORK ON A SUPPLEMENTAL MTS	QA ENG. ↙	
410	TEST MAG PERM SOP MAG PERM 100, REV 1	TEST MAG PERMEABILITY REPAIR AREAS. RECORD ON WELD MAP LIST. TEST AT LEAST 5 POINTS PER WELD. ACCEPTANCE 1.02. IF OK CHECK HERE _____ AND GO TO STEP 430.	N/A SEE STEP 270	

FIVE PARTS KEEP TOGETHER-~~b~~
Energy Industries of Ohio

CO# 40851, Pattern SE 141-073 ~~X~~ MS73220-2 Manufacturing and Test Sequence (MTS) Coill C Shim

Dated December 14, 2004 Revision: Original

Page 6 of 6 Dated Issued: 4-27-05

420	GRIND GCHI SOP 0100R2	GRIND AREAS OF NON COMPLIANCE AND RETURN TO STEP 420. REPEAT UNTILL COMPLIANCE IS ACHIEVED.	N/A	
NOTICE	WITNESS NOTIFICATION	PROVIDE NOTICE TO EIO AND DCMA AT LEAST FIVE DAYS IN ADVANCE OF MAG PERM STEP. EIO NOTIFIED ON _____ DCMA NOTIFIED ON _____	Q ENG OR QA MGR	
430	FINAL MAG PERM INSPECTION SOP MAG PERM 100, REV 1	PERFORM MAG PERM TESTING WITH SEVRIN GAUGE. ACCEPTANCE 1.02. CHECK THE ENTIRE SURFACE ON A 6" BY 6" GRID. REPORT RESULTS. USE A 6" SQUARE BLOCK TO INDICATE TEST LOCATIONS AND RECORD RESULTS. COMPLIANT AREAS WILL NOT BE MARKED. MARK NONCOMPLIANT AREAS WITH AN "X" FOR REPAIR. OK CHECK HERE _____ AND GO TO STEP 470. IF REJECTED CHECK HERE _____	SEE STEP 270	
440	GRIND GCHI SOP 0100 REV 2	HAND GRIND WITH SUITABLE CONE OR OTHER SIMILAR GRINDER AS REQUIRED TO ENSURE REMOVAL OF MATERIAL TO ACHIEVE MAG PERM REQUIREMENT. CIRCLE AREA REMEDIATE FOR RETEST.	N/A	
450	RETEST MAG PERM SOP MAG PERM 100, REV 1	RETEST MAG PERMEABILITY AT FAILED TEST POINTS. MARK NONCOMPLIANT AREAS WITH AN "X" FOR REPAIR. ACCEPTANCE 1.02. IF OK CHECK HERE _____ IF REJECTED CHECK HERE _____ RETURN TO STEP 450	↓	
460	PHOTOGRAPH	TAKE DIGITAL PICTURES.		
470	AUDIT REVIEW	PROCESS DOCUMENT TO PROGRAM MANAGER FOR COMPLIANCE AUDIT.		
480	DOC. REVIEW	REVIEW DOCUMENTS AS REQUIRED IN CAF CHECKLIST, ALL DOCUMENTS NOTED TO BE ACCESSIBLE FOR AUDITING. (SHIPPER, C OF C, M.T.R., M.T.S., INSPECTION REPORT, X-RAY READER SHEETS AND HEAT TREAT CHARTS)		
NOTICE	RELEASE FROM EIO	PROVIDE DOCUMENTS TO EIO. SENT ON <u>6/25/05</u> BY <u>Chl</u> .	Q ENG OR QA MGR	
490	PACK AND SHIP	PACKAGE AND SHIP TO MAJOR TOOL.		
1000	REVISION HISTORY	ORIGINAL 12-14-04.	CARUUD	

EIO
Energy Industries of Ohio
SUPPLIER QUALITY RELEASE

		Date: 6-27-05
--	--	---------------

I. General Information:

Project Name:	Modular Coil Winding Form C2		
PO No:	NCSX-SOW-141-02-01	Rev.:	
Supplier:	MetalTek		
Procurement Agent:	EIO		
Shipment:	<input checked="" type="checkbox"/> Partial <input type="checkbox"/> Final		

II. Material Description

Casting C2 Coil

III. Release Checklist


Plan Requirements Complete?	<input checked="" type="checkbox"/> Yes	<input type="checkbox"/> No	<input type="checkbox"/> N/A (If identified "No" provide explanation in comments section below)
Variations?	<input checked="" type="checkbox"/> Yes	<input type="checkbox"/> No	<input type="checkbox"/> N/A (If identified "No" provide explanation in comments section below)
Princeton Notified of Shipment?	<input checked="" type="checkbox"/> Yes	<input type="checkbox"/> No	<input type="checkbox"/> N/A (If identified "No" provide explanation in comments section below)
DCMA Notified of Shipment?	<input checked="" type="checkbox"/> Yes	<input type="checkbox"/> No	<input type="checkbox"/> N/A (If identified "No" provide explanation in comments section below)
<input checked="" type="checkbox"/> Conditional <input checked="" type="checkbox"/> Unconditional		Explain conditional releases in comments section.	

IV. Comments

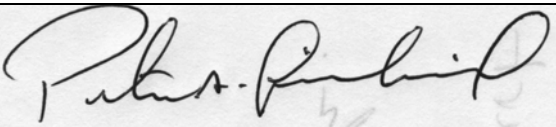
Variations – See attached package for CA's and deviations Dimensional report evaluated, adequate machine stock exists

By signing below you acknowledge that the casting has met all applicable standards and contractual requirements

V. Supplier Quality Representative Sign Off

Charles Ruud		6-27-05
Supplier Quality Representative (SQR) Print/Type Name	Supplier Quality Representative (SQR) Signature	Date

VI. Supplier Approval For Shipment

Procurement Agent Notified of Shipment	Date: 6-27-05	
Required Vendor Data Ready for Shipment	Date: 6-27-05	
Peter A Djordjevich		6-27-05
X		

EIO
Energy Industries of Ohio
SUPPLIER QUALITY RELEASE

		Date: 6-27-05
--	--	---------------

I. General Information:		
Project Name:	Modular Coil Winding Form C2	
PO No:	NCSX-SOW-141-02-01	Rev.:
Supplier:	MetalTek	
Procurement Agent:	EIO	
Shipment:	<input checked="" type="checkbox"/> Partial <input type="checkbox"/> Final	
Supplier's Representative Print/Type Name	Supplier's Signature	Date

1. Enter:
Project Name
PO Number
Supplier
Procurement Agent

2. Enter a brief description of items being released, including applicable drawing number(s), dash or item number(s), drawing revision letter, specification(s), and serial number(s).

3. Self-Explanatory

4. Record any unusual circumstance, such as a conditional release.

5. The Supplier's representative shall sign and date.

7. Signature and date of the Supplier's authorized representative indicating shipping date.

8. In case of partial release, the supplier shall maintain copies of each sequential "Supplier Quality Release" and establish complete accountability of material release on final shipment.

9. Supplier shall include a copy of the completed form with each shipment.