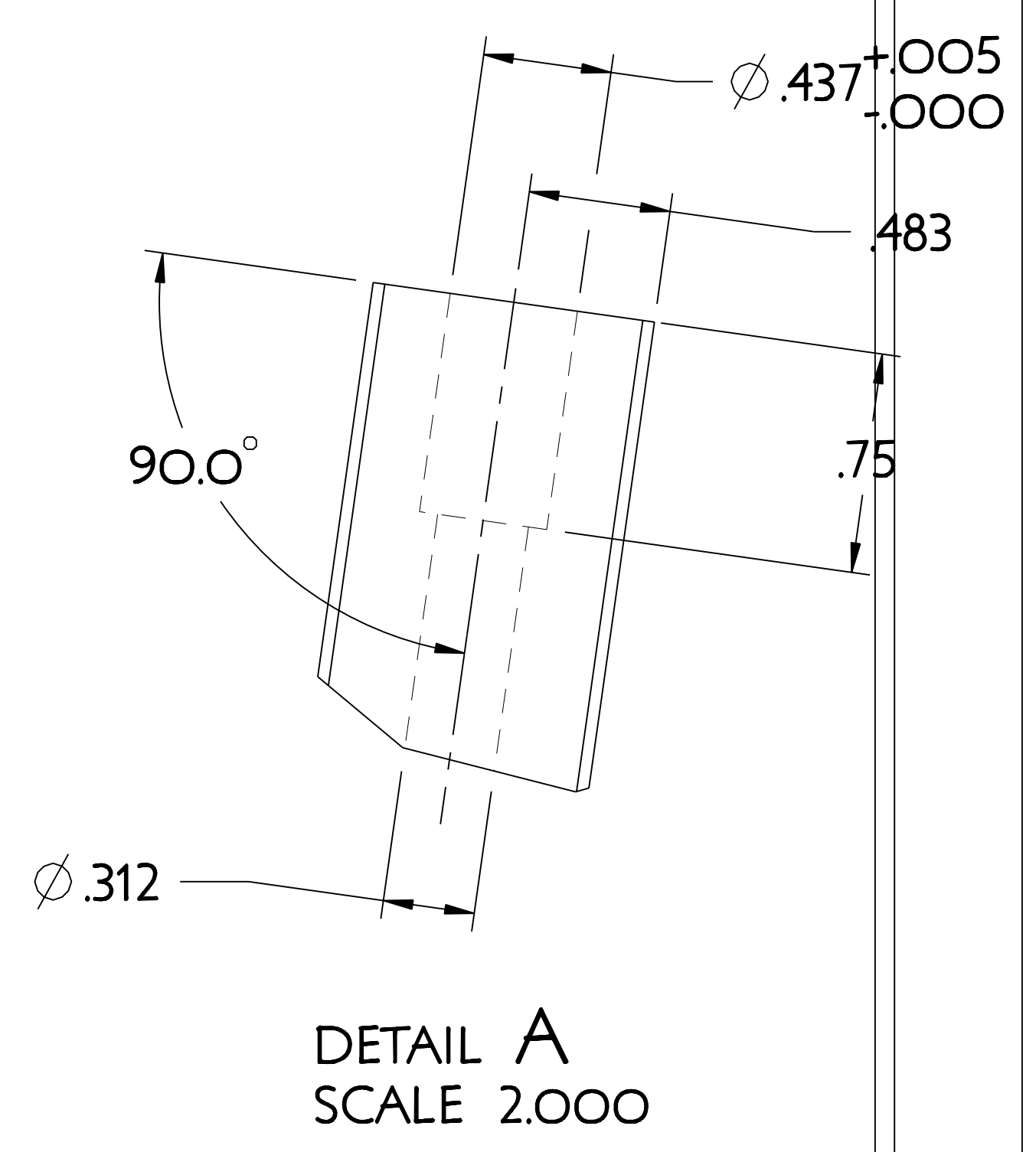
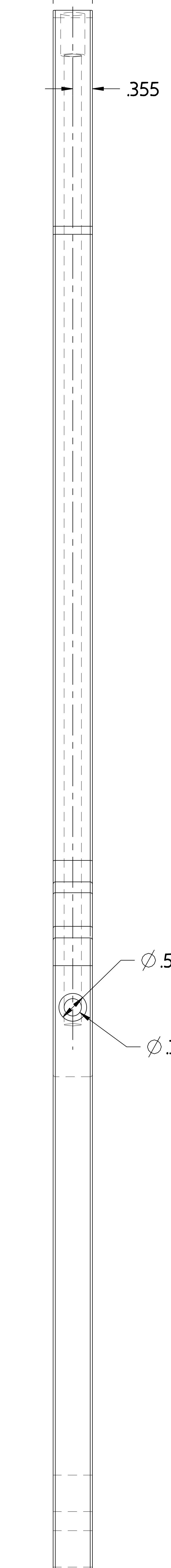
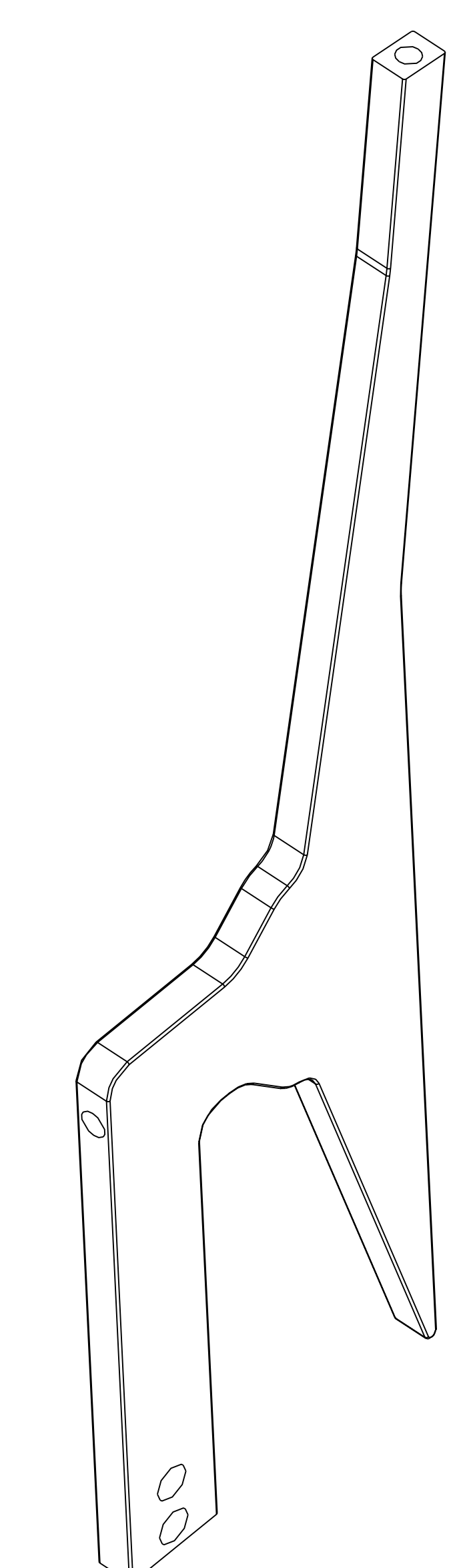
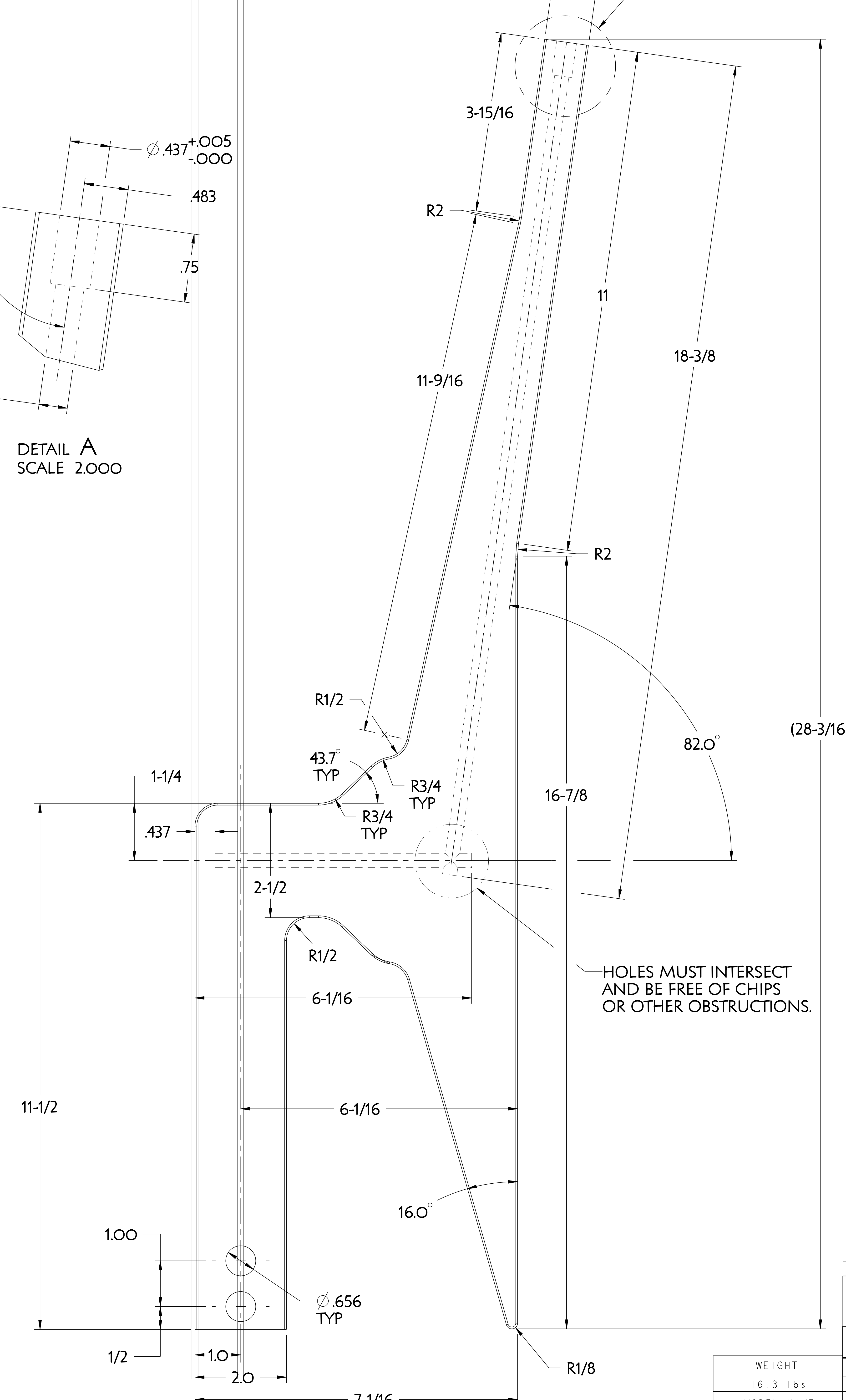


NO.	REVISION	BY	CH	SUP	APPROVED	DATE

.709
FINISHED
SEE NOTE



.966 SEE DETAIL A



NOTE

WATER JET CUT FROM 3/4" THICK COPPER PLATE USING "DXF" FILE SUPPLIED.

EXCEPT FOR COOLANT CHANNEL HOLES ALL DIMENSIONS SHOWN ARE ROUNDED OFF AND ARE SHOWN FOR INFORMATION ONLY. TRUE GEOMETRY DEFINED ON PRO-E MODEL SE131-088.PRT

FINISH WIDTH TO DIMENSION SHOWN.

MATERIAL: UNC C107 COPPER PLATE 1/8 HARD ROCKWELL HARDNESS F60

RELEASED FOR FABRICATION / INSTALLATION
PPPL Drafting:

R.040
TYP ALL
EXTERIOR EDGES

WEIGHT
16.3 lbs

MODEL NAME
SE131-088

RELEASE LEVEL: Fabrication
DWG VERSION NO:

I	SE131-088	TF COIL LEAD LONG	SEE NOTES	9
PART NO.	DRAWING NO	NOMENCLATURE OR DESCRIPTION	MATERIAL	QTY REOD
PARTS LIST				
COMPUTER GENERATED DRAWING CHANGES NOT PERMITTED	CENTRAL FILES: UNLESS OTHERWISE SPECIFIED	PRINCETON PLASMA PHYSICS LABORATORY PRINCETON UNIVERSITY		
Pro E	DIMENSIONS ARE IN INCHES MACHINE SURFACES	NATIONAL COMPACT STELLARATOR EXPERIMENT		
DO NOT VERIFY INFORMATION BY SCALING DRAWING	BREAK SHARP EDGES .005/.020	STELLARATOR CORE CONVENTIONAL COILS TF COIL LEAD LONG (UNBENT)		
SCALE 1000	TOLERANCES NON-CUMULATIVE	DSN: J. RUSHINSKI	2/01/06	DRAWING NO:
NEXT ASSEMBLY	DECIMAL-INCH FRACTIONS	CHK: M. KALISH	2/01/06	SE131-088
	.XX +/- .030	ENGR: M. KALISH	2/01/06	
	.XXX +/- .005	SUPV: J. SIEGEL	2/01/06	SHEET 1 OF 1
	ANGULAR +/- .015			REV 0

NCSX-SE131-088