



## TRC Bag Mold Installation




**Lead Area**




**Upper Lead Area**

## TRC Bag Mold Installation




**Lead Area with Chill Plate (Unfilled lead area)**



**Lead Area with Chill Plates (Area stuffed with glass tape)**



## TRC Bag Mold Installation




**View of Lead Area**




**VPI Box for Lead Area**

## TRC Bag Mold Installation




VPI Box of Lead Block Area



Preparation of Clamp Tee's for Bag Installation



## TRC Bag Mold Installation




**Bag Mold Prior to Pump Down**



**Bag Mold after Initial Pump-down**

## TRC Bag Mold Installation



TRC Bag Mold under Vacuum



Lead Area under Vacuum