NOTES:
1. INTERPRET DIMENSIONS AND TOLERANCES PER ANSI Y14.5M
2. DIMENSIONS ARE IN INCHES.
3. REMOVE ALL DIRT, GREASE AND OIL. VISUALLY INSPECT AFTER CLEANING.

[4] MATCH REAM AT ASSEMBLY. SEE DRAWING SE1405-100.

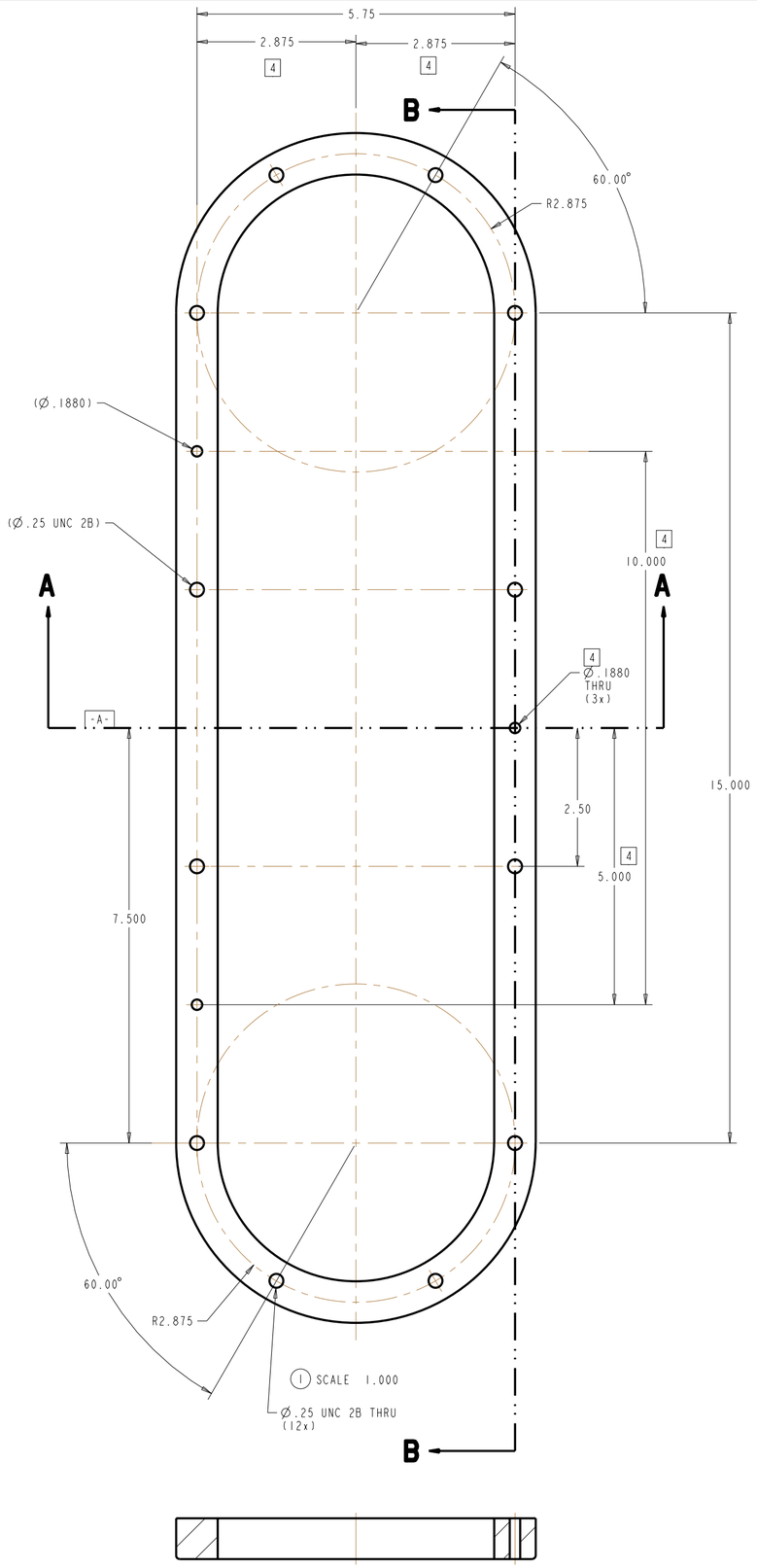


SECTION A-A

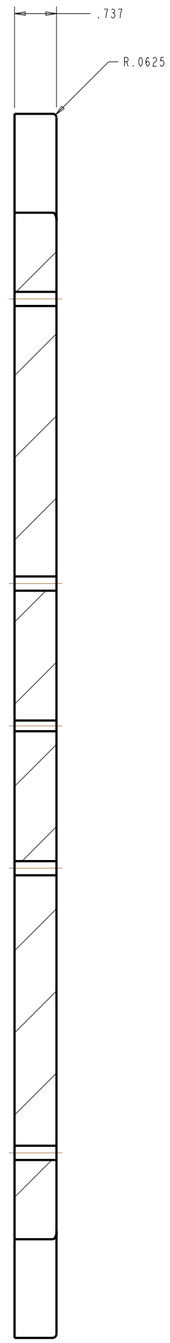


SECTION B-B

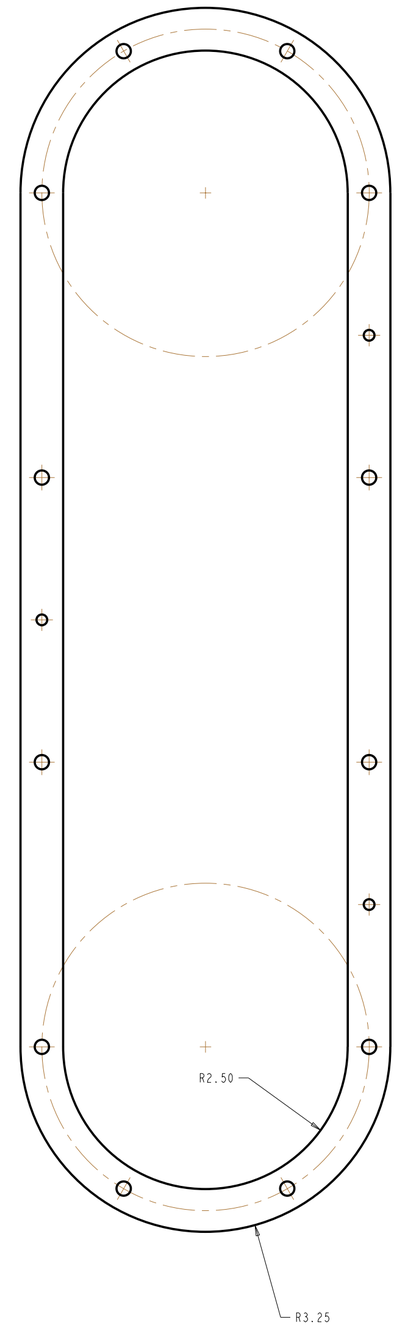


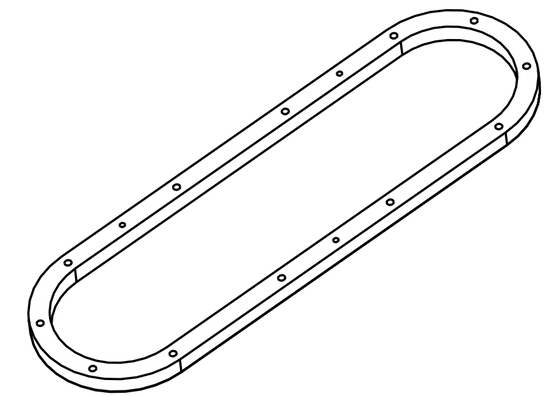

ISOMETRIC VIEW
SCALE 0.500

FOR COMMENT ONLY

| | | | | |
|---|---|---|---|---|
| 1 | SE1405-102 | SIDEPLATE | SSTL. | 316 L | 1 |
| CAGE CODE | PART OR IDENTIFYING NO | NOMENCLATURE OR DESCRIPTION | MATERIAL | SPECIFICATION | FIND NO |

NEXT ASSEMBLY

PARTS LIST

| REV | DESCRIPTION | BY | DATE | CHK | DEPT | DATE | PE | REQ | DATE | ORNL | DOE | DATE |
|---|---|---|---|---|---|---|---|---|---|---|---|---|
| | REVISION OR ISSUE PURPOSE | REVISION APPROVAL | | | | | | | | | | |

SCALE XX

TOLERANCES UNLESS OTHERWISE SPECIFIED
FRACTIONS ±
XX DECIMALS ±.01
XXX DECIMALS ±.005
ANGLES ±0°15'
BREAK SHARP EDGES .06 MAX
FINISH ±25 UNLESS OTHERWISE SPECIFIED

| DRAWING APPROVALS | | DATE |
|---|---|---|
| DES | P.J.FOGARTY | 1-20-04 |
| DRW | G.FORTIER | 1-20-04 |
| CHK | : | : |
| SECT | : | : |
| DEPT | : | : |
| PE | : | : |
| CR | : | : |
| PJ | : | : |
| REQ | : | : |
| PPPL QRFT | : | : |

UT-BATTELLE

Oak Ridge National Laboratory
managed for the DEPARTMENT OF ENERGY under U.S. GOVERNMENT contract DE-AC05-00OR22725
UT-BATTELLE, LLC. Oak Ridge, Tennessee

PROJECT NAME
NATIONAL COMPACT STELLARATOR EXPERIMENT

SIDEPLATE

| VERSION NO. | PLANT | BLDG | FL | SHT OF | TYPE | CLASS |
|---|---|---|---|---|---|---|
| *** | ORNL | 5700 | 3 | 1 1 | D | U |

RELEASE LEVEL *** | SE1405-102 | REV 0

SE1405-102

NO REPRESENTATION OR WARRANTY,EXPRESSED OR IMPLIED,IS MADE AS TO THE ACCURACY, COMPLETENESS OR USEFULNESS OF THE INFORMATION OR STATEMENTS CONTAINED IN THESE DRAWINGS, OR THAT THE USE OR DISCLOSURE OF ANY INFORMATION, APPARATUS, METHOD OR PROCESS DISCLOSED IN THESE DRAWINGS MAY NOT INFRINGE PRIVATE RIGHTS OF OTHERS. NO LIABILITY IS ASSUMED WITH RESPECT TO THE USE OF, OR FOR DAMAGES RESULTING FROM THE USE OF, ANY INFORMATION, APPARATUS, METHOD OR PROCESS DISCLOSED IN THESE DRAWINGS. DRAWINGS MADE AVAILABLE FOR INFORMATION TO BIDDERS ARE NOT TO BE USED FOR OTHER PURPOSES, AND ARE TO BE RETURNED UPON REQUEST OF THE FORWARDING CONTRACTOR.

P THIS DRAWING PRODUCED ON PRO-ENGINEER