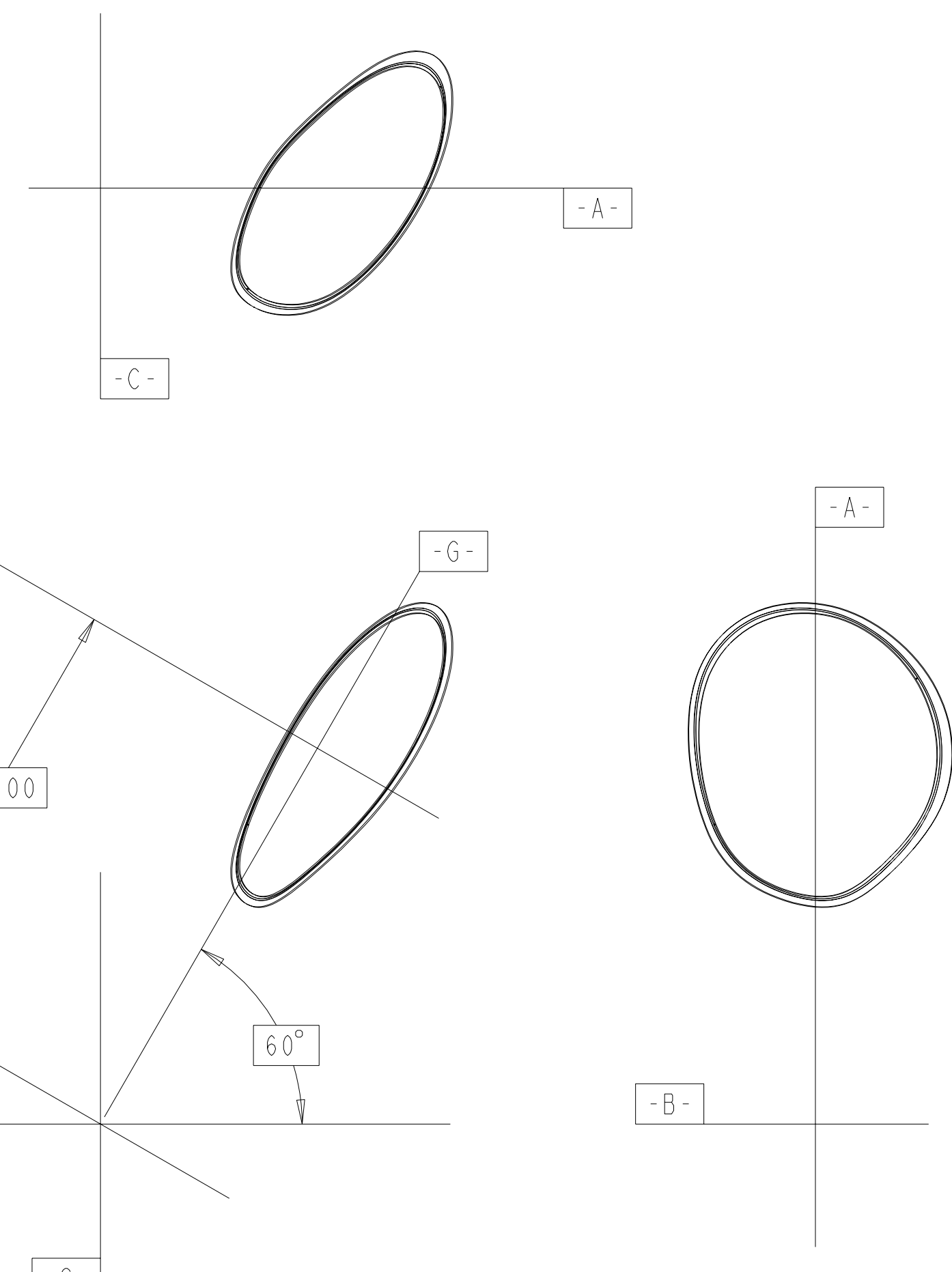
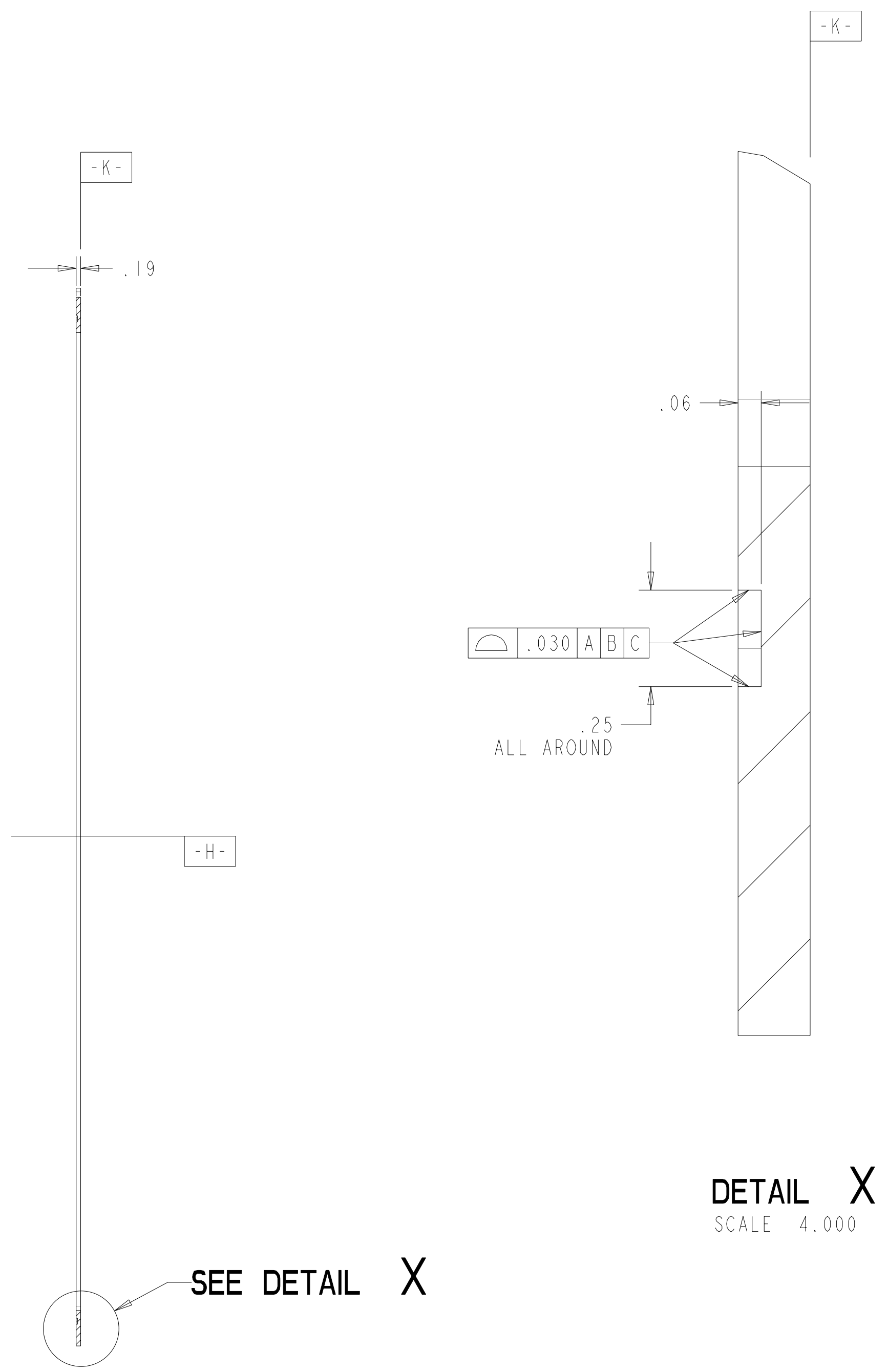
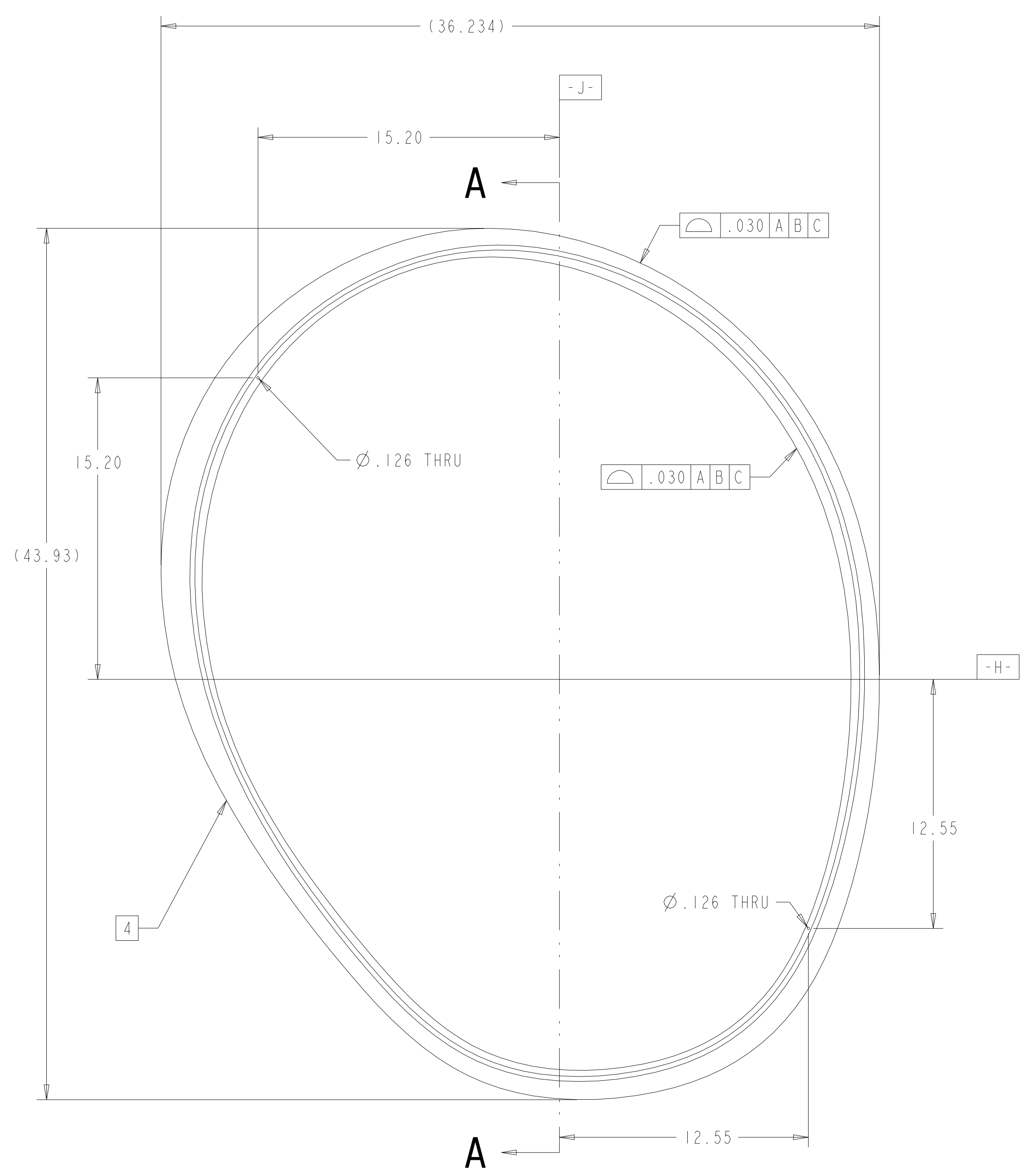


- NOTES:
1. INTERPRET DIMENSIONS AND TOLERANCES PER ANSI Y14.5M.
 2. DIMENSIONS ARE IN INCHES.
 3. FABRICATION, INSPECTION, AND TESTING SHALL BE PERFORMED IN ACCORDANCE WITH SPECIFICATION NCSX-CSPEC-121-02 AND STATEMENT OF WORK NCSX-SOW-121-03.



SECTION A-A

OBLATE VIEW

SCALE 0.250

SCALE 0.250

AR	-1	VACUUM VESSEL FLANGE SEAL DETAIL	UNS-N06625		1
CAGE CODE	PART OR IDENTIFYING NO	NOMENCLATURE OR DESCRIPTION	MATERIAL	SPECIFICATION	FIND NO
SE120-102	NEXT ASSEMBLY				

PARTS LIST

NO REPRESENTATION OR WARRANTY, EXPRESSED OR IMPLIED, IS MADE AS TO THE ACCURACY, COMPLETENESS OR USEFULNESS OF THE INFORMATION OR STATEMENTS CONTAINED IN THESE DRAWINGS, OR THAT THE USE OR DISCLOSURE OF ANY INFORMATION, APPARATUS, METHOD OR PROCESS DISCLOSED IN THESE DRAWINGS MAY NOT INFRINGE PRIVATE RIGHTS OF OTHERS. NO LIABILITY IS ASSUMED WITH RESPECT TO THE USE OF, OR FOR DAMAGES RESULTING FROM THE USE OF, ANY INFORMATION, APPARATUS, METHOD OR PROCESS DISCLOSED IN THESE DRAWINGS. DRAWINGS MADE AVAILABLE FOR INFORMATION TO BIDDERS ARE NOT TO BE USED FOR OTHER PURPOSES, AND ARE TO BE RETURNED UPON REQUEST OF THE FORWARDING CONTRACTOR.

P THIS DRAWING PRODUCED ON PRO-ENGINEER

RELEASED FOR FABRICATION / INSTALLATION
PPPL Drafting:

REV	DESCRIPTION	BY	DATE	CHK	DEPT	DATE	PE	REQ	DATE	ORNL	DOE	DATE

SCALE AS NOTED	DES: P. GORANSON	8MAY04
TOLERANCES UNLESS OTHERWISE SPECIFIED	DRW: G. FORTIER	8MAY04
FRACTIONS	CHK: M. J. COLE	6/04
XX DECIMALS ±.01	SECT:	
XXX DECIMALS ±.005	DEPT:	
ANGLES ±0°15'	PE:	
BREAK SHARP EDGES .06 MAX	CR:	
FINISH .125 UNLESS OTHERWISE SPECIFIED	FJ:	
	REQ:	
	PPPL DRFT J SIEGEL	6/04
	DATE	

UT-BATTELLE		Oak Ridge National Laboratory managed for the DEPARTMENT OF ENERGY under U.S. GOVERNMENT CONTRACT DE-AC05-00OR22725 UT-BATTELLE, LLC, Oak Ridge, Tennessee	
PROJECT NAME			
NATIONAL COMPACT STELLARATOR EXPERIMENT			
VACUUM VESSEL FLANGE SEAL DETAIL			
VERSION NO.	PLANT	BLDG	FL
21	X-10	5700	3
RELEASE LEVEL	SHT	OF	TYPE
Fabrication	1	1	ID
	REV	CLASS	
	0		