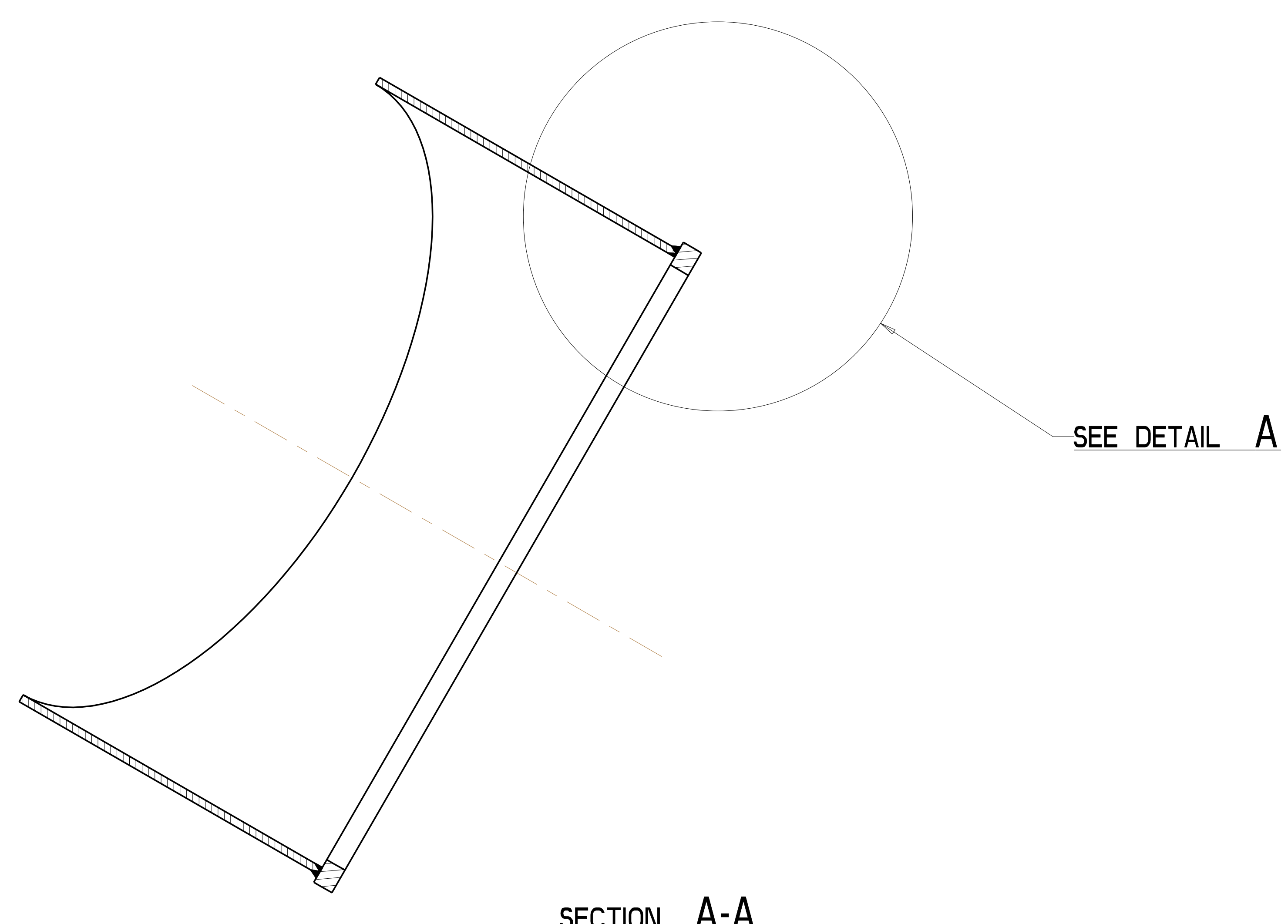
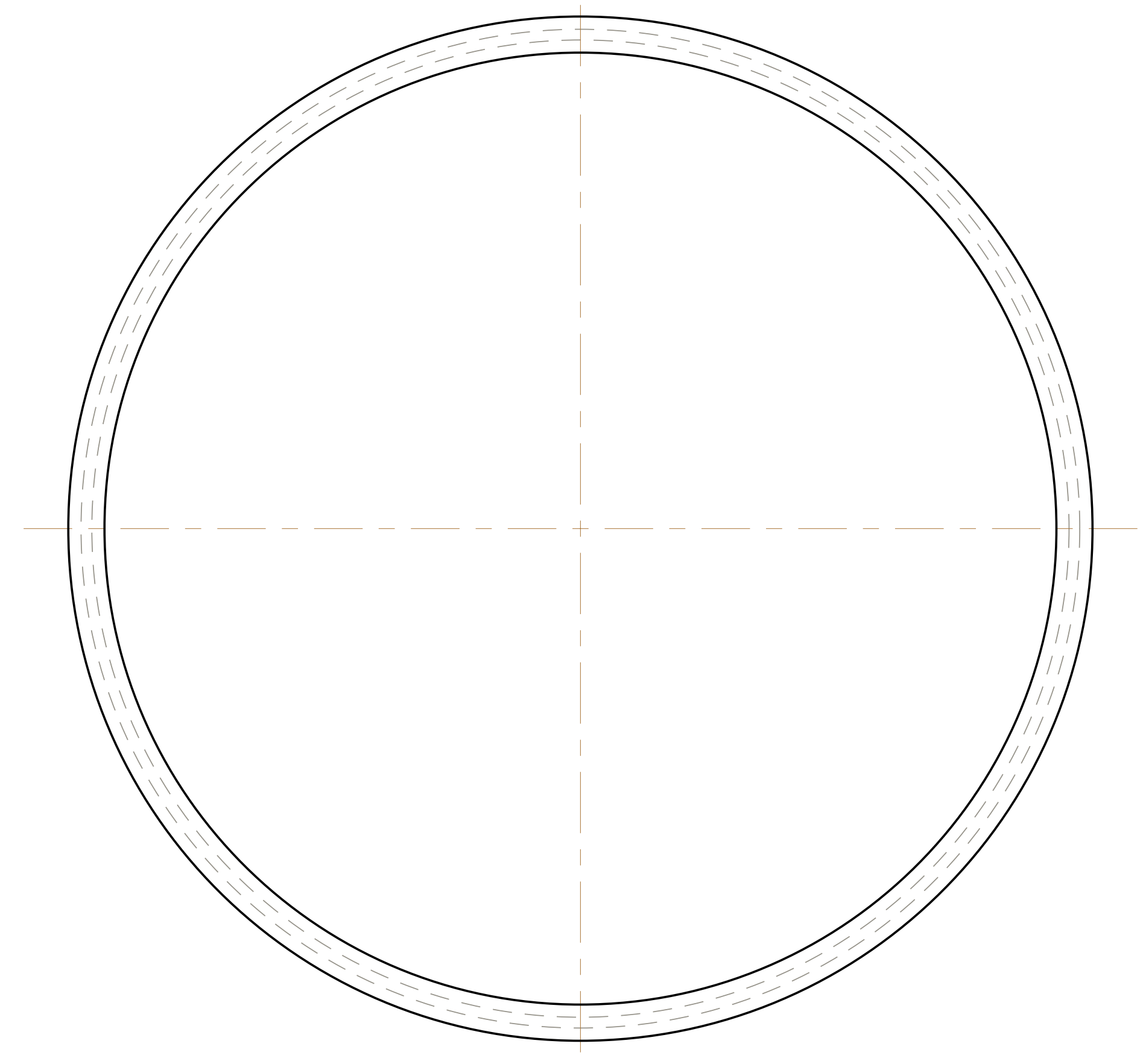
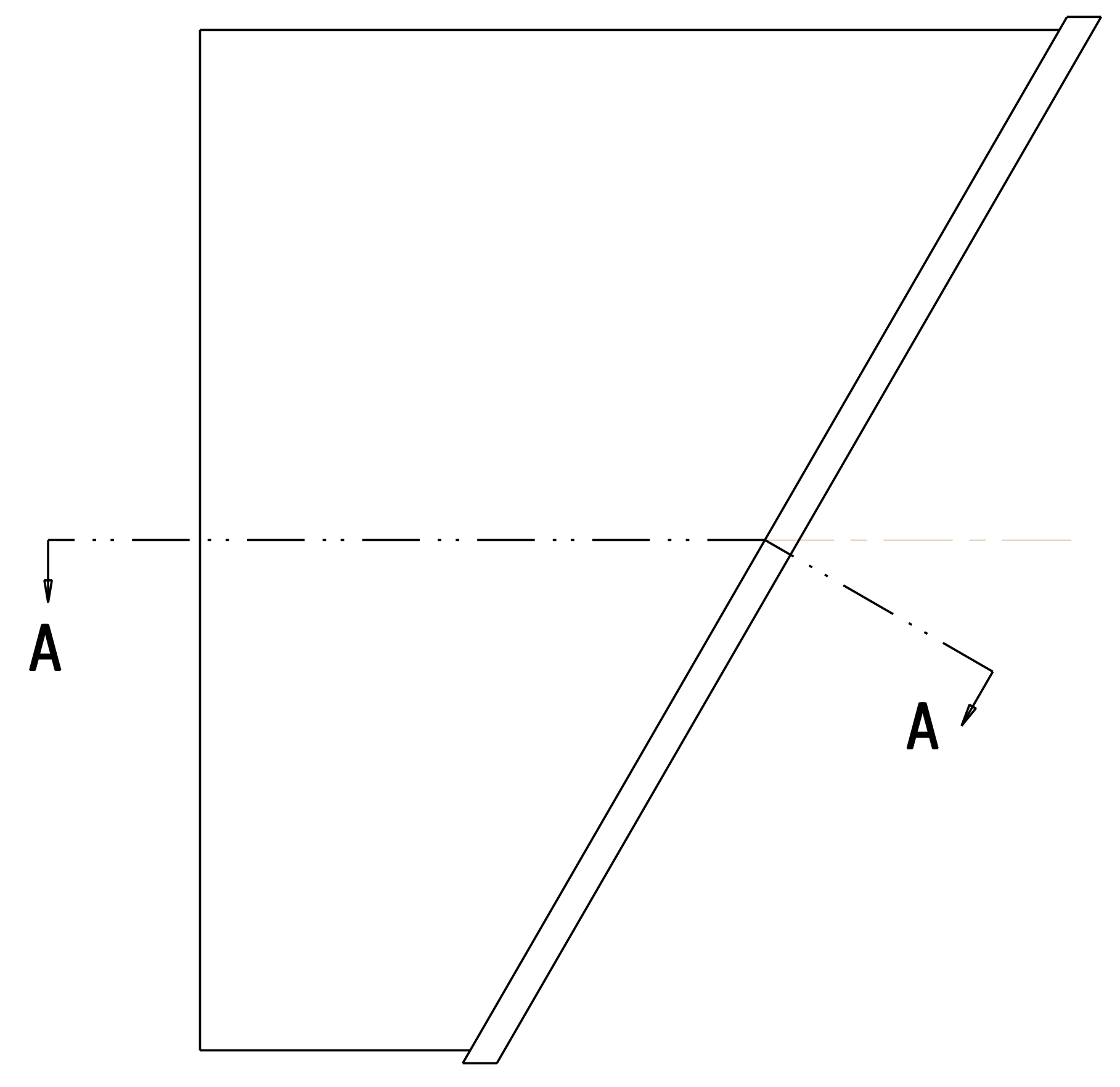


DETAIL A
SCALE 1.000



SECTION A-A



WELDMENT DETAIL END COMPONENT
QTY. 2

CAGE CODE	PART OR IDENTIFYING NO	NOMENCLATURE OR DESCRIPTION	MATERIAL	SPECIFICATION	FIND NO
SE1203-016	STK	FIELD_WELD_JOINT_FLANGE_ENDS			3
SE1203-012		FIELD_WELD_JOINT_END-1			2
SE1203-003	STK	FIELD_WELD_JOINT_END-1_ASSY			1

← NEXT ASSEMBLY

PARTS LIST

NO REPRESENTATION OR WARRANTY, EXPRESSED OR IMPLIED, IS MADE AS TO THE ACCURACY, COMPLETENESS OR USEFULNESS OF THE INFORMATION OR STATEMENTS CONTAINED IN THESE DRAWINGS, OR THAT THE USE OR DISCLOSURE OF ANY INFORMATION, APPARATUS, METHOD OR PROCESS DISCLOSED IN THESE DRAWINGS MAY NOT INFRINGE PRIVATE RIGHTS OF OTHERS. NO LIABILITY IS ASSUMED WITH RESPECT TO THE USE OF, OR FOR DAMAGES RESULTING FROM THE USE OF, ANY INFORMATION, APPARATUS, METHOD OR PROCESS DISCLOSED IN THESE DRAWINGS. DRAWINGS MADE AVAILABLE FOR INFORMATION TO BIDDER ARE NOT TO BE USED FOR OTHER PURPOSES, AND ARE TO BE RETURNED UPON REQUEST OF THE FORWARDING CONTRACTOR.

P THIS DRAWING PRODUCED ON PRO-ENGINEER

REV	DESCRIPTION	BY	DATE	CHK	DEPT	DATE	PE	REQ	DATE	ORNL	DOE	DATE

SCALE	x
TOLERANCES UNLESS OTHERWISE SPECIFIED	
FRACTIONS	
XX DECIMALS	± .01
XXX DECIMALS	± .005
ANGLES	± 0°15'
BREAK SHARP EDGES	06 MAX
FINISH	AS UNLESS OTHERWISE SPECIFIED

DES		x	
DRW		x	
CHK			
SECT			
DEPT			
PE			
CR			
PJ			
RED			
PPPL DRFT			
VERSION NO.	PLANT	BLDG	FL
x	x	x	x
RELEASE LEVEL	SE1203-003-STK		REV
			x

SE1203-003-STK

A