
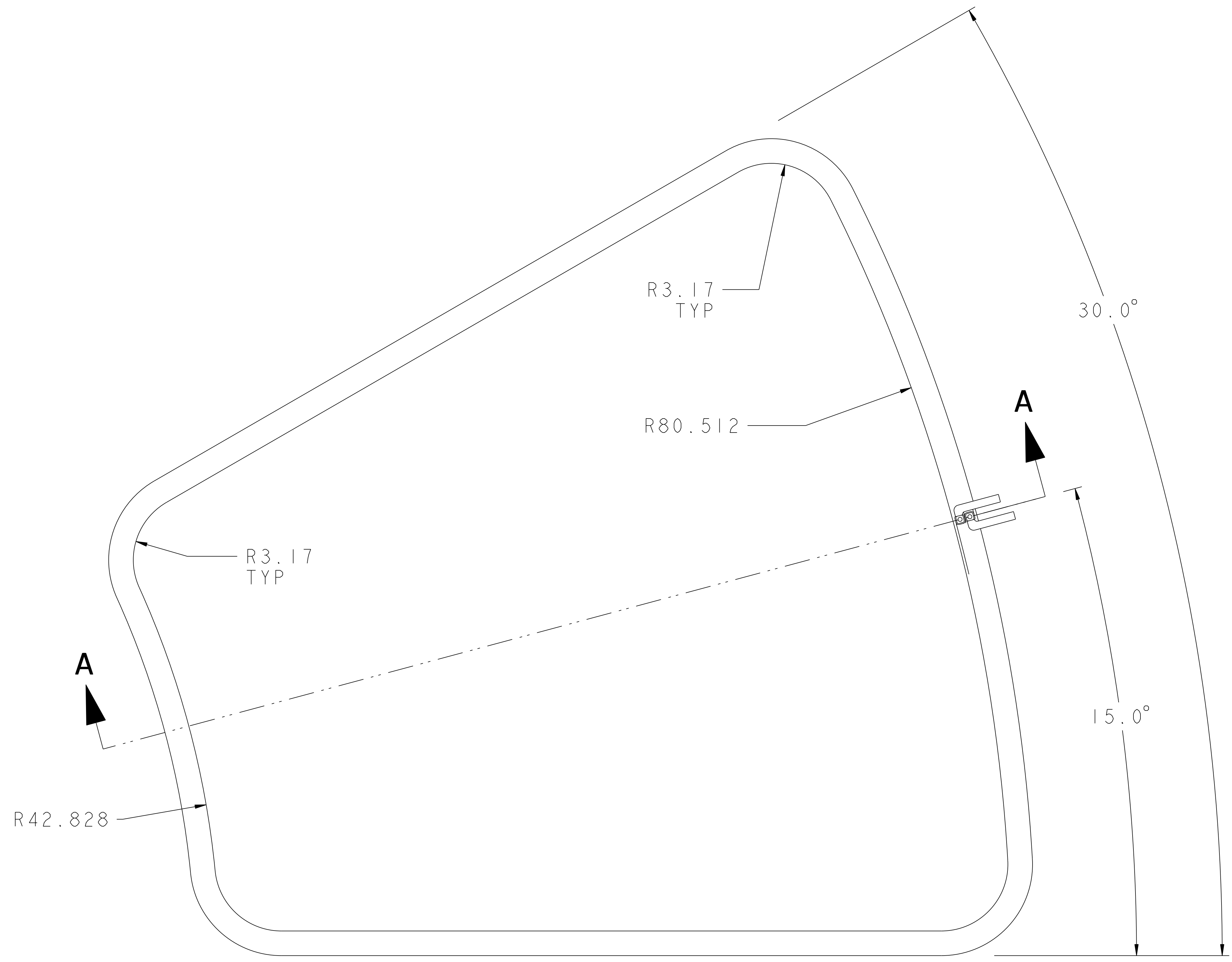
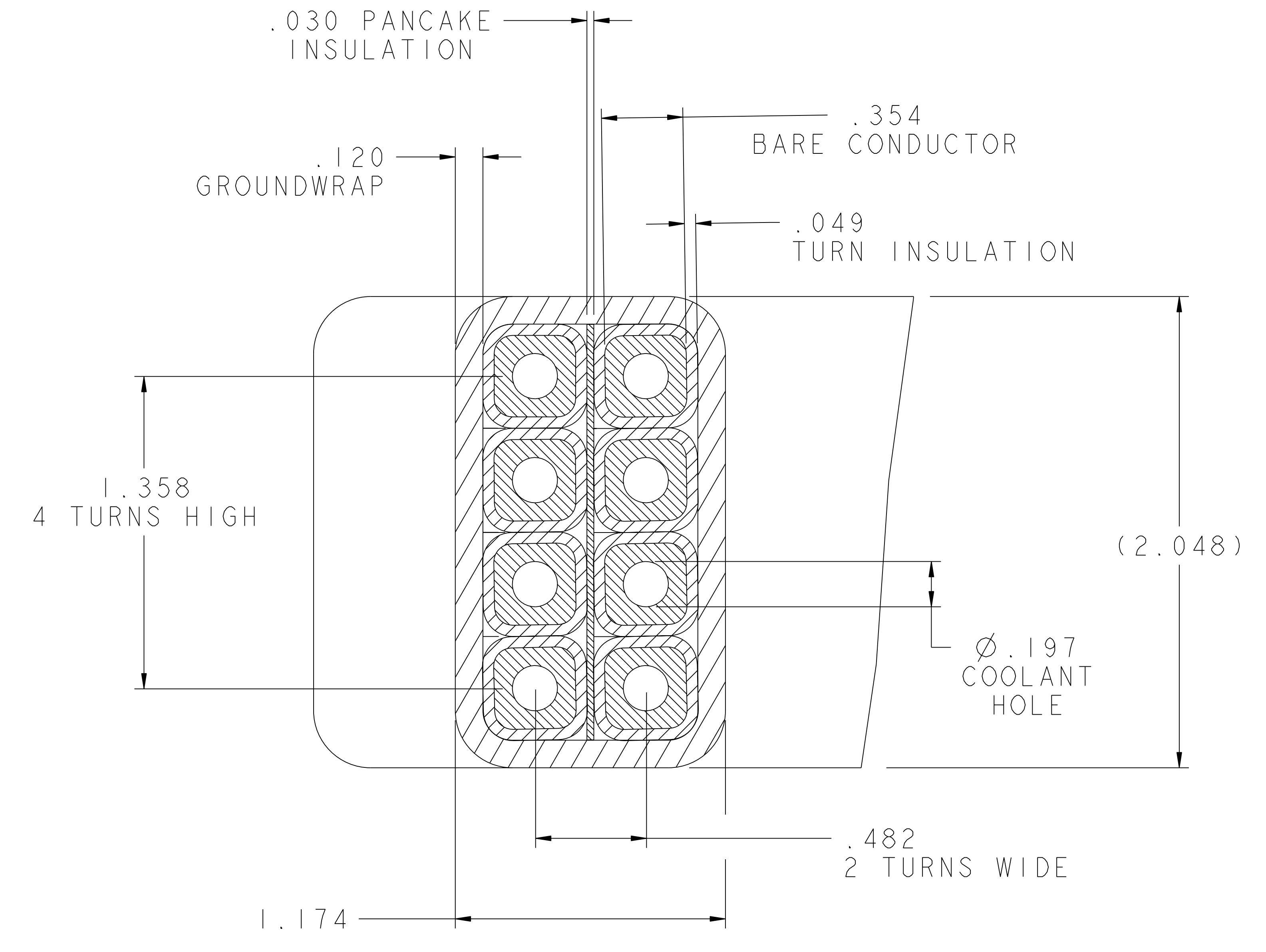



NO.	REVISION	BY	CH	SUP	APPROVED	DATE



SECTION A-A
SCALE 0.375



DETAIL "Z"
SCALE 3.000

12 ASSEMBLIES REQ'D

NOTE
1. COPPER TO BE OFHC CDA 104,
CDA 105, OR CDA 107
SILVER BEARING

PART NO.	DRAWING NO	NOMENCLATURE OR DESCRIPTION	MATERIAL	QTY REQD
5	SJDR133-012	TRIM COILS UPPER/LOWER 30 DEG WINDING	OFHC COPPER	1
4	SJDR133-036	TRIM COILS LEAD FLAG	OFHC COPPER	2
3	SJDR133-019	TRIM COILS UPPER/LOWER 30 DEG INSULATION	KAPTON/GLASS TAPE	1
2	SJDR133-022	TRIM COILS UPPER/LOWER 30 DEG GROUNDWRAP	KAPTON/GLASS TAPE	1
1	SJDR133-021	TRIM COILS UPPER/LOWER 30 DEG PANCAKE INSULATION	G-10	1

PARTS LIST

COMPUTER GENERATED DRAWING MANUAL CHANGES NOT PERMITTED P r o E	CENTRAL FILES: UNLESS OTHERWISE SPECIFIED DIMENSIONS ARE IN INCHES MACHINE SURFACES BREAK SHARP EDGES .005/.020	PRINCETON PLASMA PHYSICS LABORATORY PRINCETON UNIVERSITY NATIONAL COMPACT STELLARATOR EXPERIMENT STELLARATOR CORE CONVENTIONAL COILS TRIM COIL 30 DEG UPPER/LOWER ASSEMBLY	
DO NOT VERIFY INFORMATION BY SCALING DRAWING	TOLERANCES NON-CUMULATIVE DECIMAL-INCH FRACTIONS .XX +/- .000 0°-120° +/- .010 .XXX +/- .005 120°-120° +/- .010 ANGULAR +/- .0°-15° OVER 120° +/- .122	DSN: J. RUSHINSKI CHK: ENGR: M. KALISH SUPV:	DRAWING NO: SE133-020 SHEET 1 OF 1 REV

RELEASE LEVEL: WIP
DWG VERSION NO:

WEIGHT
1238.5 lbs
MODEL NAME
SE133-020
WELDING ENGINEER

NCSX-SE133-020