

# NCSX

## Modular Coil Manufacturing Facility Operations Plan

NCSX-PLAN-MCMFOP-01

November 19, 2004

Author: \_\_\_\_\_  
James H. Chrzanowski- Coil Facility Manager

Reviewed By: \_\_\_\_\_  
Steve Raftopoulos- Field Supervisor

Reviewed By: \_\_\_\_\_  
Tom Meighan- Field Supervisor

Reviewed By: \_\_\_\_\_  
Judy Malsbury- NCSX QA Representative

Reviewed By: \_\_\_\_\_  
Jerry Levine- PPPL Safety Representative

Reviewed By: \_\_\_\_\_  
Bill Slavin- PPPL IH Representative

Approved By: \_\_\_\_\_  
Larry Dudek- RLM for Coil Facility

**NCSX Modular Coil Winding Facility Operations Plan  
NCSX-PLAN-MCMFOP-01**

**RECORD OF CHANGE**

Revision	Date	Description of Change
00	4/1/04	Initial release
01	11/19/04	Update document to include 3-winding stations and the fabrication of Twisted Racetrack Coil

**TABLE OF CONTENTS**

<b>1</b>	<b>Introduction and Scope</b> .....	- 1 -
1.1	<b>Introduction</b> .....	- 1 -
1.2	<b>Scope</b> .....	- 1 -
<b>2</b>	<b>Applicable Documents</b> .....	- 1 -
<b>3</b>	<b>General Description of Modular and Twisted Racetrack Coils</b> .....	- 2 -
<b>4</b>	<b>Facilities and Work Stations</b> .....	- 4 -
4.1	<b>Facilities Description</b> .....	- 4 -
4.2	<b>Work Station Descriptions</b> .....	- 4 -
<b>5</b>	<b>Manufacturing Inspection &amp; Test/Quality Assurance Plan</b> .....	- 6 -
<b>6</b>	<b>Flow Plan of the Manufacturing Operations</b> .....	- 6 -
<b>7</b>	<b>Responsibilities during Manufacturing</b> .....	- 7 -
7.1	<b>Manufacturing Facility Manager</b> .....	- 7 -
7.2	<b>Field Supervisors</b> .....	- 8 -
7.3	<b>Lift Engineer</b> .....	- 8 -
7.4	<b>Coil Test Director</b> .....	- 8 -
7.5	<b>Lead Technicians</b> .....	- 8 -
7.6	<b>Field Crews</b> .....	- 8 -
7.7	<b>Health Physics Representative</b> .....	- 8 -
7.8	<b>Industrial Hygiene Representative</b> .....	- 8 -
7.9	<b>Construction Safety Representative</b> .....	- 9 -
7.10	<b>Quality Control Representative</b> .....	- 9 -
<b>8</b>	<b>General Facility Operating Guidelines</b> .....	- 10 -
8.1	<b>Field Supervisors</b>	
<i>RI</i>	- 10 -	
8.2	<b>House-Keeping/Cleanliness Rules</b> .....	- 10 -
8.3	<b>Hard hats</b> .....	- 11 -
8.4	<b>Station Logbook</b> .....	- 11 -
8.5	<b>Daily Summary Report</b> .....	- 11 -
<b>9</b>	<b>Safety and Training Requirements</b> .....	- 11 -
9.1	<b>Integrated Safety Management (ISM)</b> .....	- 11 -
9.2	<b>Job Hazard Analysis Surveys and Safety Meetings</b> .....	- 11 -
9.3	<b>Safety Walk-Through's</b> .....	- 12 -
9.4	<b>Training</b> .....	- 12 -
9.5	<b>Personal Protective Equipment [PPE's]</b> .....	- 12 -
9.6	<b>Radiation Controlled Area:</b> .....	- 12 -

**NCSX Modular Coil Winding Facility Operations Plan  
NCSX-PLAN-MCMFOP-01**

9.7	Emergency Response Procedure .....	12 -
10	Meetings and Communication.....	13 -
10.1	Daily Startup Meetings.....	13 -
10.2	Safety Meetings .....	13 -
10.3	Pre-Job Briefings .....	14 -
10.4	Post-Job Briefings.....	14 -
11	Documentation.....	14 -
11.1	Document Control .....	14 -
11.2	Coil Field Package .....	14 -
11.3	Documents Retention and Storage .....	15 -
12	Quality Assurance/Quality Control Requirements .....	15 -
12.1	Quality Control during Manufacturing.....	15 -
12.2	Measurements .....	15 -
12.3	Other Quality Control Representative Responsibilities.....	15 -

**LIST OF FIGURES**

Figure 1-	Modular Coil Types .....	3 -
Figure 2-	Twisted Racetrack Coil.....	3 -
Figure 3 -	NCSX Coil Manufacturing Facility.....	5 -
Figure 4-	Flow Plan for MC Fabrication - <i>RI</i> .....	6 -
Figure 5-	Flow Plan for TRC Fabrication <i>RI</i> .....	7 -
Figure 6-	NCSX Coil Manufacturing Facility Organizational Chart <i>RI</i> .....	9 -

**CMNCSX Modular Coil Manufacturing Facility Operations Plan  
NCSX-PLAN-MCMFOP-01**

## **1 Introduction and Scope**

### **1.1 Introduction**

The National Compact Stellerator Experiment (NCSX) Modular coils will be manufactured at the Princeton Plasma Physics Laboratory (PPPL) for the NCSX Project. This document describes the general operating plan that will be used during the manufacturing of the Twisted Racetrack (TRC) and modular coils. **RI**

### **1.2 Scope**

This document will describe how the NCSX coil facility will function during the coil-manufacturing phase. This document includes the following sections:

- 2 Applicable Documents
- 3 General Description of the Modular Coils
- 4 Facilities and Workstations
- 5 Manufacturing Inspection and Test Plan (MIT)
- 6 Flow Plan for Manufacturing Operations
- 7 Responsibilities during Manufacturing
- 8 General Facility Operating Guidelines
- 9 Safety Requirements
- 10 Meetings and Communication
- 11 Documentation
- 12 Quality Assurance/Quality Control

This “General Operating Plan” along with the Manufacturing, Inspection and Test/Quality Assurance (MIT/QA) plan will govern the processes by which the modular coils will be fabricated. **RI**

## **2 Applicable Documents**

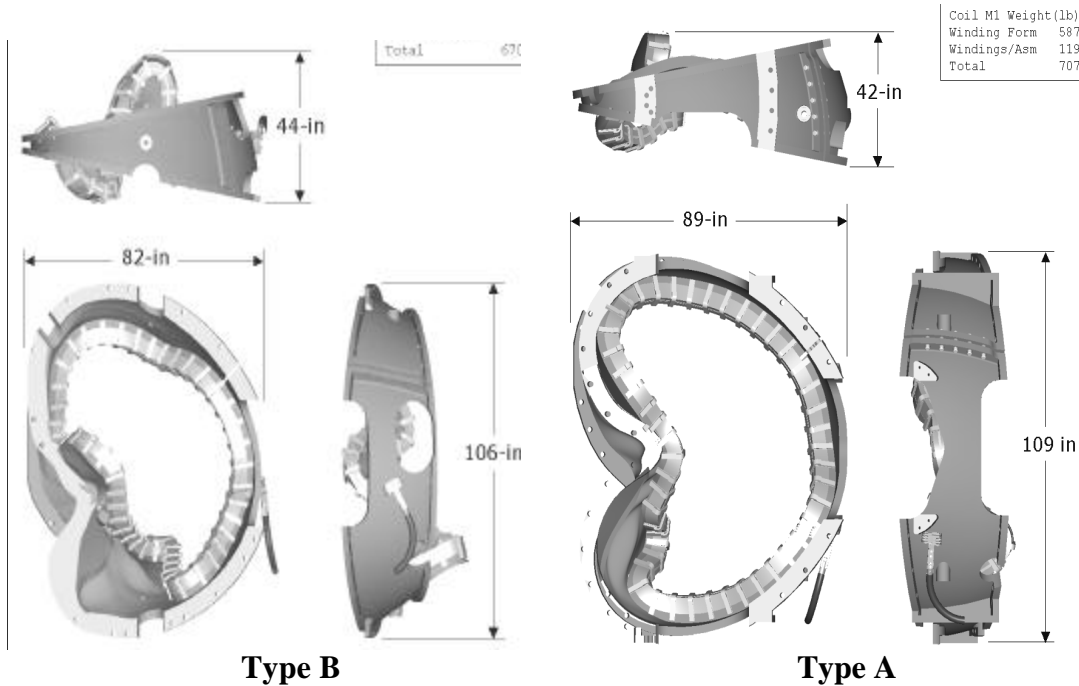
<b>Document Number</b>	<b>Title</b>
ESH-004	Job Hazard Analysis
ES&H 5008	PPPL Environmental, Safety and Health Manual
NCSX-MIT/QA-142-01-00	Mfg., Inspection, Test/QA Plan for Modular Coils
NCSX-CSPEC-140-03	Modular Coil Specification
NCSX-CSPEC-142-04	Twisted Racetrack Coil Product Specification <b>RI</b>
WP-1188	Work Planning Form for Twisted Racetrack Coil <b>RI</b>
WP-1038	Work Planning Form for Winding Production Mod Coil
ESH-008	Access to Radiological Areas (RCA's)
NEPA 1283	Modular Coil Development and Production
D-NCSX-OP-EO-41	NCSX Coil Manufacturing Facility Emergency Response <b>RI</b>

**CMNCSX Modular Coil Manufacturing Facility Operations Plan  
NCSX-PLAN-MCMFOP-01**

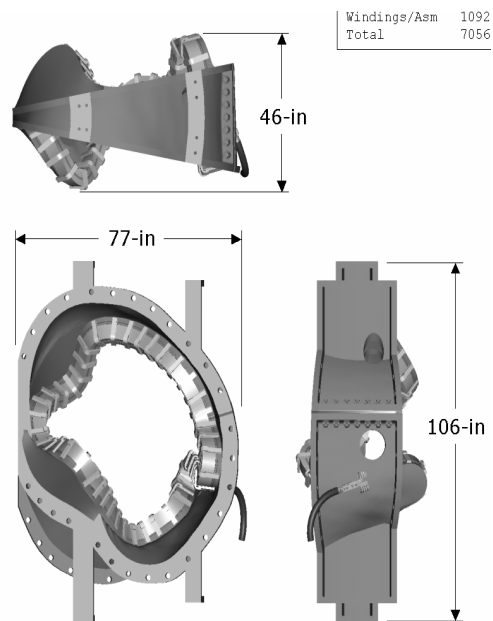
**3 General Description of Modular and Twisted Racetrack Coils**

The Modular Coil Set consists of three field periods with 6 coils per period for a total of 18 coils. Due to symmetry, only three different coil shapes are required to make up the complete coil set. Each modular coil is constructed by winding pre-insulated rectangular compacted copper cable onto a stainless steel cast winding form. Each coil consists of two double pancake windings. Once wound, the entire coil will be vacuum-pressure impregnated (VPI) with epoxy. The winding forms are bolted together to form a complete torus and are electrically insulated from each other at the bolted flange interfaces. The coil set will be pre-cooled to cryogenic temperatures before each experimental pulse by helium or nitrogen gas. Figure 1- Modular Coil Types shows the (3) different modular coil types.

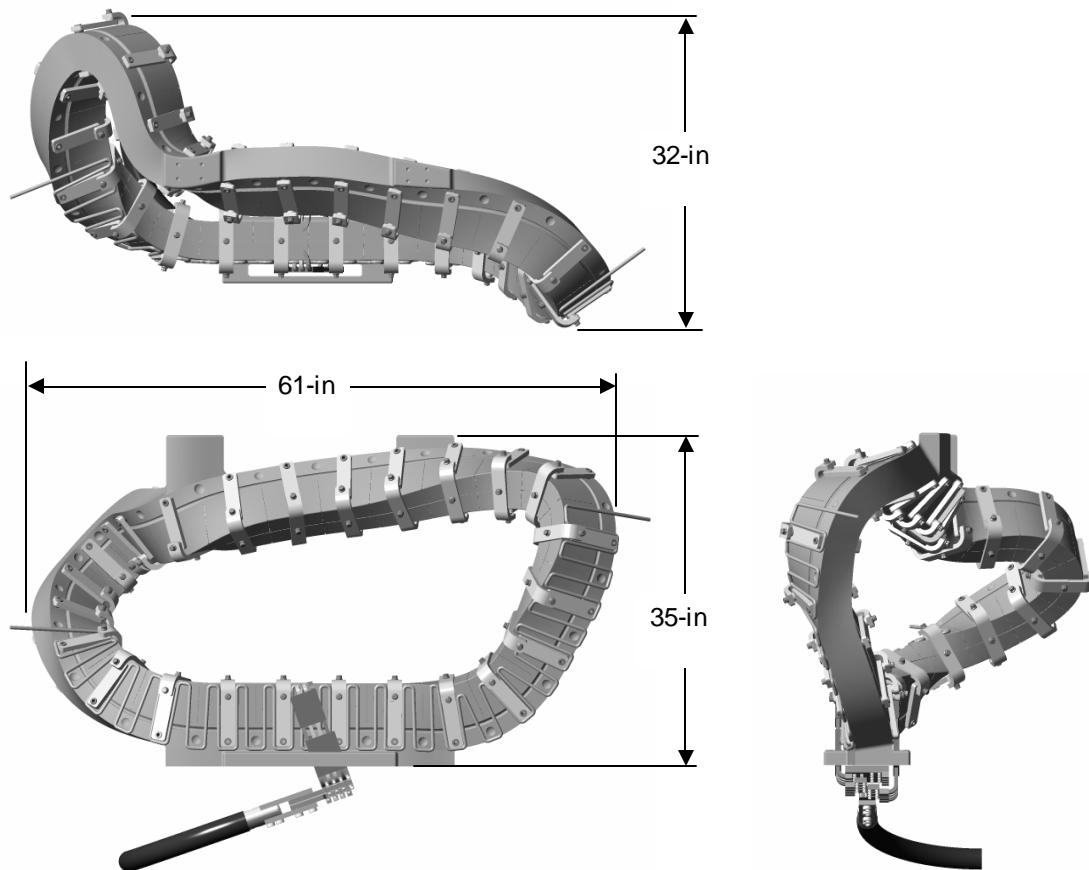
The Twisted Racetrack coil (TRC) was designed to replicate many of the design features that are in the modular coils. It includes the same cross-section; general construction (insulation, conductor, epoxy system); lead design; cooling system and typical complex geometry. This coil will be used to verify the design elements, manufacturing procedures, qualify tooling and equipment and train personnel. Figure 2- Twisted Racetrack Coil shows the Twisted Racetrack coil.  
*RI*



**CMNCSX Modular Coil Manufacturing Facility Operations Plan  
NCSX-PLAN-MCMFOP-01**



**Type C  
Figure 1-Modular Coil Types**



**Figure 2- Twisted Racetrack Coil**

**CMNCSX Modular Coil Manufacturing Facility Operations Plan  
NCSX-PLAN-MCMFOP-01**

## **4 Facilities and Work Stations**

The Twisted Racetrack (TRC) and Modular Coils will be fabricated in the vacated TFTR Test Cell at D-site. The coil testing facility as well as the coil storage area will be located in the Test Cell basement. The NCSX Coil Manufacturing Facility (CMF) has adequate climate control needed for comfort and tolerance control and crane capabilities. There are a total of six [6] workstations associated with the manufacturing of the modular and TRC coils. The facility will from here on be identified as the “*NCSX Coil Manufacturing Facility*” (Figure 3 -NCSX Coil Manufacturing Facility). The basement area will be identified as the *NCSX Coil Test Facility* and the *NCSX Coil Storage Area*.

### **4.1 Facilities Description**

#### **4.1.1 Crane Capacity**

The manufacturing facility has an overhead trolley crane with (2) hooks.

Load capacity: Large hook- 110 Ton

Small hook/ 25 Ton

#### **4.1.2 Climate Control**

The coil manufacturing facility environment will be maintained at a constant 70 degrees F +/- 5 degrees with 50% relative humidity +/- 10% **RI**

#### **4.1.3 Work Space**

Test Cell has over 14,000 square feet of floor space that will be shared between the coil manufacturing facility, field period assembly activities plus the remaining neutral beams from TFTR. The coil winding facility will need a minimum of 3500 square feet of floor space.

### **4.2 Work Station Descriptions**

Modular Coils: There are a total of [6] workstations associated with the production of the Modular Coils. Stations 1 thru 5 are located in the Coil Manufacturing Facility (CMF). Station No. 6 is located in the basement.

Twisted Racetrack Coils: All work associated with the Twisted Racetrack Coil will be performed in only stations #2 and 5. **RI**

#### **4.2.1 Station No. 1- Winding Form Preparation and Post VPI**

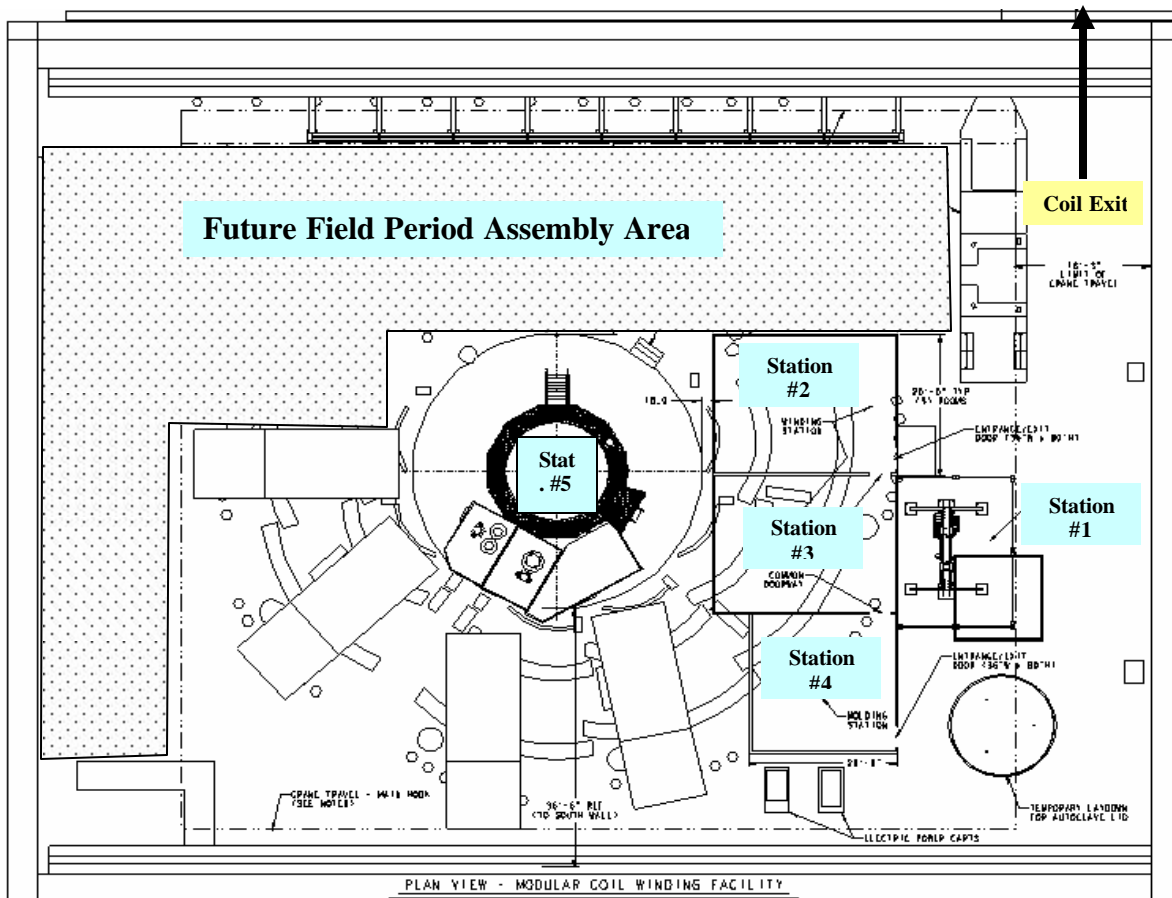
At this station the modular coil winding forms are inspected, measured and cleaned. The coil clamp studs are welded in position, and the inner copper cladding is installed.

Once the coil has been impregnated with epoxy (VPI) at station 5, it will return to station 1 for cleanup and installation of final coil clamps. **RI**

**Note:** All winding form preparation and post VPI activities for the TRC will be performed at Station #2.

## CMNCSX Modular Coil Manufacturing Facility Operations Plan NCSX-PLAN-MCMFOP-01

- 4.2.2 Stations 2, 3 & 4- Coil Winding and Mold Preparation **R1**  
At these (3) stations the insulated cable conductors are wound onto the stainless steel winding forms. Work at this station includes the installation of the Groundwrap insulation as well as completion of the coil leads. Once the coil has been wound, the outer chill plates, outer diagnostics, coil clamps and “Bag Mold” are installed. These stations will be enclosed with a ceiling and walls to better control the cleanliness of the winding environment. The rooms will be provided with positive pressure to reduce any outside contamination.
- 4.2.3 Station No. 5- Autoclave/VPI  
This station is comprised of the autoclave [vacuum/pressure oven], epoxy mixing station and epoxy control station for performing the epoxy vacuum-pressure-impregnation of the modular coils.
- 4.2.4 Station No. 6- Modular Coil Test Facility  
This station is located in the Test Cell basement. Each of the modular coils will be electrically tested at liquid nitrogen temperatures to ensure the integrity of the coils.



**Figure 3 -NCSX Coil Manufacturing Facility**



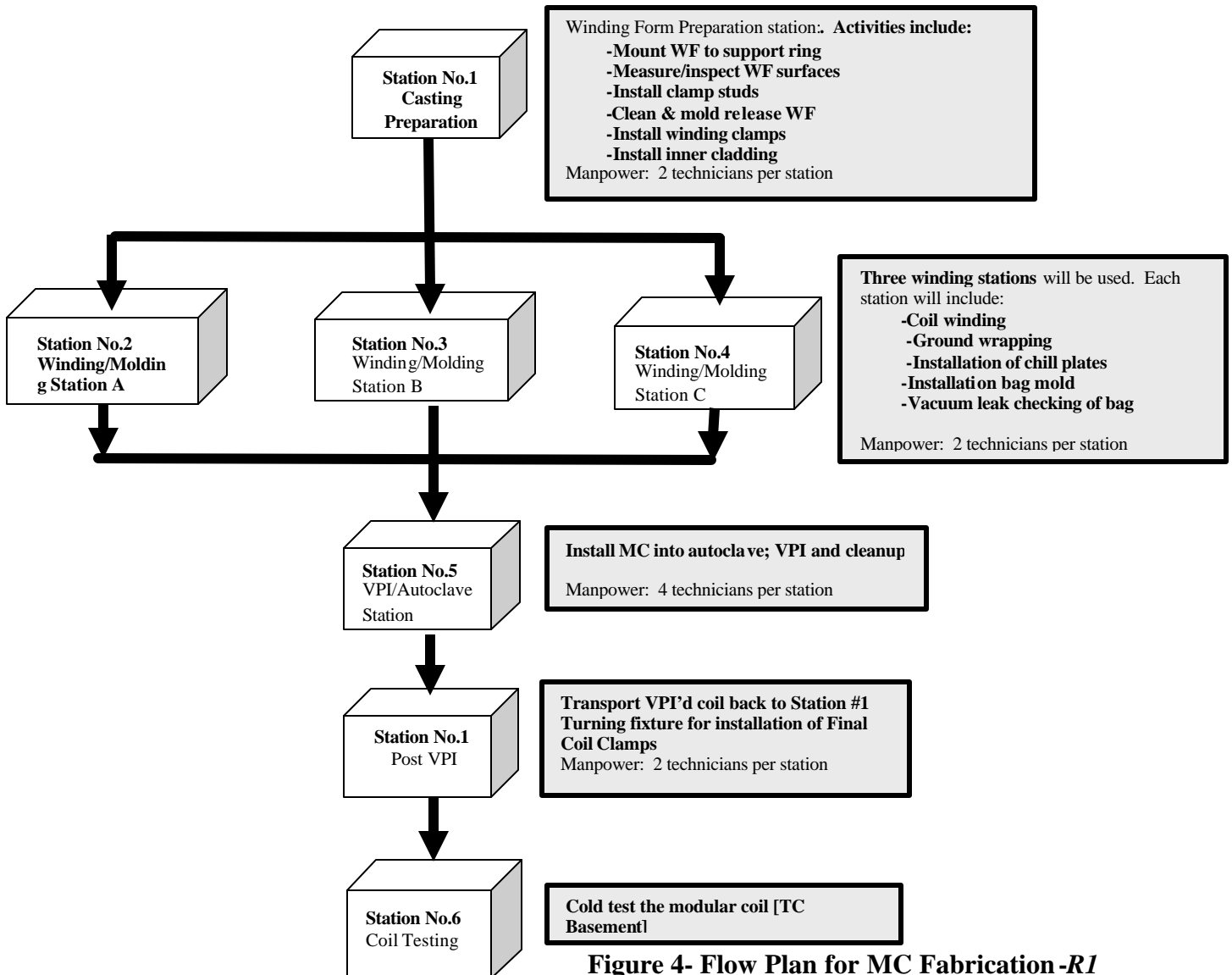
**CMNCSX Modular Coil Manufacturing Facility Operations Plan  
NCSX-PLAN-MCMFOP-01**

**5 Manufacturing Inspection & Test/Quality Assurance Plan**

The Manufacturing Inspection & Test/Quality Assurance Plan (MIT/QA) will govern all manufacturing activities. This document will describe the steps required to successfully manufacture, inspect and test the Modular coils. The (MIT/QA) plan document number NCSX-MIT/QA-142-01-01 will identify procedures, test plans, Field Packages etc. necessary to complete the production of the modular coils. *RI*

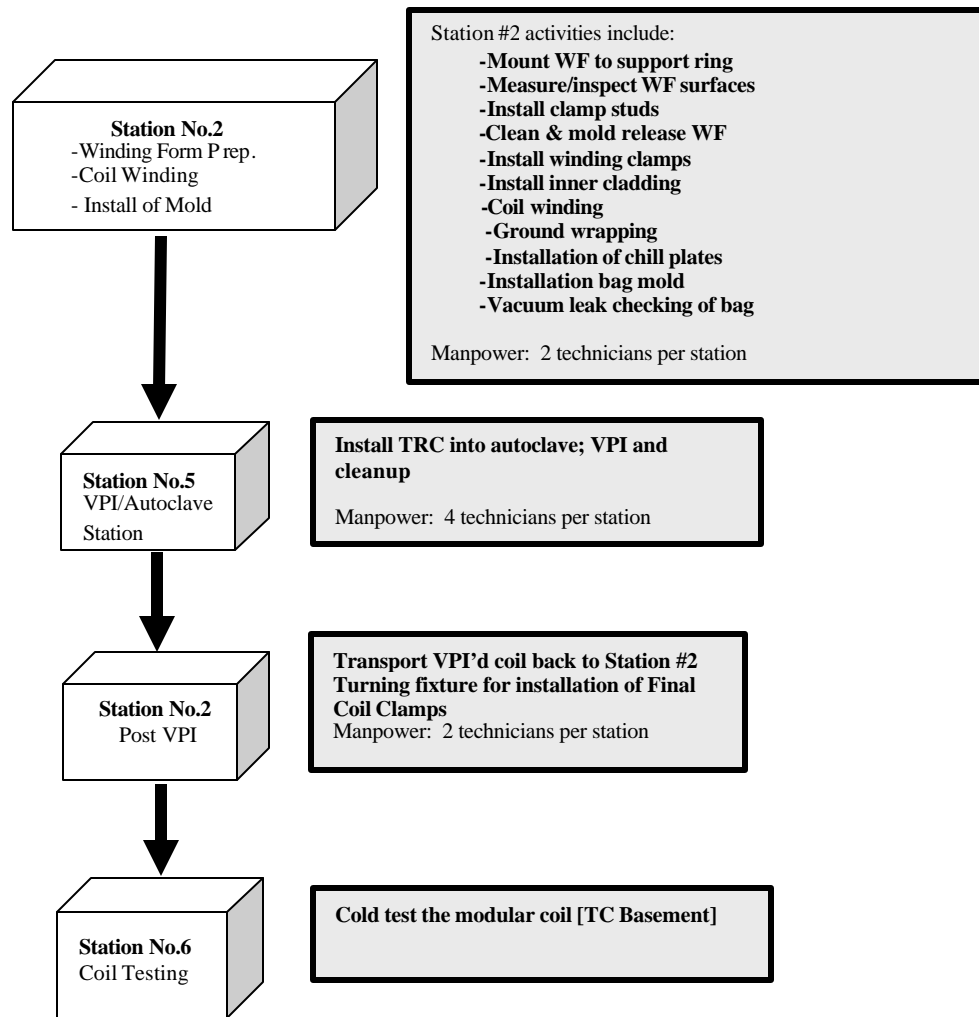
**6 Flow Plan of the Manufacturing Operations**

Figure 4- Flow Plan for MC Fabrication - *RI* provides the general flow plan outlining the operation of this facility for the Modular Coils. Figure 5- Flow Plan for TRC Fabrication *RI* provides the general flow plan outlining the operation of this facility for the Twisted Racetrack Coil.



**Figure 4- Flow Plan for MC Fabrication -RI**

**CMNCSX Modular Coil Manufacturing Facility Operations Plan  
NCSX-PLAN-MCMFOP-01**



**Figure 5- Flow Plan for TRC Fabrication** *RI*

## **7 Responsibilities during Manufacturing**

This section identifies by discipline, those individuals who will staff the manufacturing facility. Figure 6-NCSX Coil Manufacturing Facility Organizational Chart is an overall organization chart for the Modular Coil Manufacturing Facility. The subsections, which follow, provide a brief description of each position on that organization chart.

### **7.1 Manufacturing Facility Manager**

The Manufacturing Facility Manager is responsible for the overall operation of the Modular Coil Manufacturing Facility and successful completion of the modular coils. Duties include managing the Field Supervisors, heading daily startup meetings and ensuring that both Integrated Safety Management (ISM) and risk management are incorporated in all aspects of the manufacturing activities.

**CMNCSX Modular Coil Manufacturing Facility Operations Plan  
NCSX-PLAN-MCMFOP-01**

**7.2 Field Supervisors**

The Field Supervisors (FS) report to the Manufacturing Facility Manager and are responsible for managing the lead technicians and field crews. Each FS will have a primary station responsibility as well as sharing the overall supervisory responsibilities. In addition they are responsible for ensuring that ISM and risk management are incorporated in all aspects of the manufacturing activities.

**7.3 Lift Engineer**

The Lift Engineer shall monitor and retain overall responsibility for the hoisting and rigging of Critical non-repetitive lifts.

**7.4 Coil Test Director**

This Coil Test Director is the engineer responsible for coordinating the testing of each coil in the Coil Test Station located in the Test Cell Basement. He reports to the Manufacturing Facility Manager.

**7.5 Lead Technicians**

The lead technicians are responsible for supervising the field crew activities at each workstation. They are also responsible for communicating all questions and/or concerns to the Field Supervisor filling the station log book on a daily basis and for ensuring that ISM and risk management are incorporated in all aspects of the manufacturing activities. The Lead Technician reports to the Field Supervisors.

**7.6 Field Crews**

The field crews report to the Lead Technicians and are responsible for performing the manufacturing activities as identified in the MIT/QA Plan and procedures to successfully complete the fabrication of the Modular Coils. They are also responsible for ensuring that ISM is incorporated in all aspects of the manufacturing activities

**7.7 Health Physics Representative**

The Health Physics Representative is responsible for coordinating with the Field Supervisors all health physics issues associated with work being performed in the Coil Manufacturing Facility (Test Cell).

[**Note:** The Manufacturing Facility is located in a Radiation Controlled Area (RCA) requiring HP coverage to ensure that activities conform to PPPL HP policy.]

**7.8 Industrial Hygiene Representative**

The Industrial Hygiene (IH) Representative is responsible for reviewing and approving Job Hazard Analysis (JHA) surveys and issuing Confined Space Work Permits. He/she provides IH technical support to the field supervisors, lead technicians and field crews.

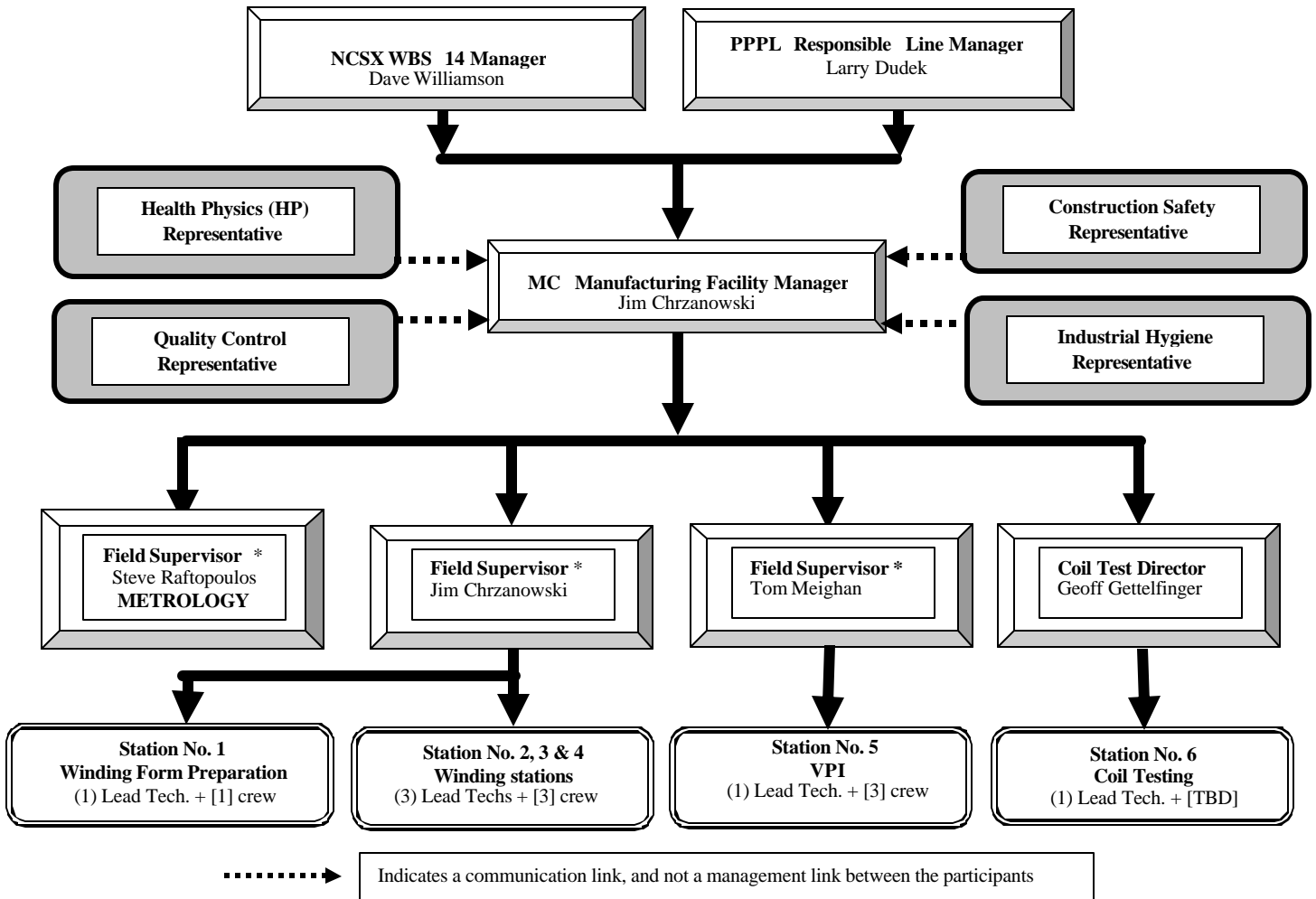
**CMNCSX Modular Coil Manufacturing Facility Operations Plan  
NCSX-PLAN-MCMFOP-01**

**7.9 Construction Safety Representative**

The Construction Safety Representative is responsible for reviewing and ensuring that all field activities are being performed safely and in accord with PPPL safety requirements. Responsibilities include working with field supervisors, lead technicians and field crews, making recommendations for types of safety equipment to be used and how to perform work more safely.

**7.10 Quality Control Representative**

QC shall work as an independent group, reviewing field activities to ensure that procedures are being followed and that necessary travelers and data sheets are completed in a timely fashion. The QC representative shall apprise the Field Supervisors and Manufacturing Facility Manager of any concerns.



\* Note: Each Field Supervisor has a primary station responsibility as well as sharing overall field management responsibilities.

**Figure 6-NCSX Coil Manufacturing Facility Organizational Chart R1**

**CMNCSX Modular Coil Manufacturing Facility Operations Plan  
NCSX-PLAN-MCMFOP-01**

## **8 General Facility Operating Guidelines**

The following sections provide a brief overview of the operating guidelines for the NCSX Coil Manufacturing Facility.

### **8.1 Field Supervisors**

***RI***

Shall be appointed by the Manufacturing Facility Manager and will supervise all field operations. Additionally during Modular Coil production, a Field Supervisor will be on duty in the NCSX Coil Manufacturing Facility during working hours.

### **8.2 House-Keeping/Cleanliness Rules**

***“Good House-Keeping”*** is an essential element to the success of the manufacturing of the modular coils. The following steps will be taken to enforce this practice.

- 8.2.1 No food, gum, smoking or beverage will be allowed in the NCSX Coil manufacturing facility. (Radiation Controlled Area “RCA”) ***RI***
- 8.2.2 The coil winding and molding stations [Work Stations #2-4] will be housed in a clean environment with walls, ceiling and filtered airflow.
- 8.2.3 Only personnel associated with the coil manufacturing activities may enter Work Stations #2-4 unless approved by the Manufacturing Field Manager or Field Supervisors. Approved names will be posted outside each station.
- 8.2.4 Step-off pads will be used at the entrances of workstations 2-4, to minimize transport of foreign particulate and dirt into the work area. In addition, some sort of approved protection may be worn over street shoes such as booties or other approved foot coverage while in these areas.
- 8.2.5 Latex, rubber or cotton lint-free gloves will be required to be worn during the handling of insulated conductor, insulation, fillers or other components used in the construction of the modular coils.
- 8.2.6 It is recommended that lab coats or Tyvex suits be worn by the crew during the winding and molding operations.
- 8.2.7 The manufacturing stations will be cleaned daily by the coil work crew at the end of each shift.
- 8.2.8 Markers and Pencils:  
The use of lead pencils or non-approved markers is **prohibited** in the fabrication stations. “Sharpie” permanent markers are the only markers that may be used without prior approval by the Field Supervisor.

**CMNCSX Modular Coil Manufacturing Facility Operations Plan**  
**NCSX-PLAN-MCMFOP-01**

**8.2.9 Chips and Filings:**

Extreme care must be taken when using files, grinders, etc. that could generate metal chips or filings. Surrounding areas must be protected from these activities.

**8.3 Hard hats**

Hard hats are not required in the NCSX Coil Manufacturing Facility unless the facility crane is in use directly overhead.

**8.4 Station Logbook**

Each workstation will have a "Station Logbook" that will be filled in on a daily basis by the Lead Technician. Entries will include technical data associated with that station, daily progress, as well as problems and solutions that may arise.

**8.5 Daily Summary Report**

A daily summary report, outlining the day's activities, will be issued by the Field Supervisor on duty at the end of the shift. This report will briefly outline the day's accomplishments as well as manufacturing issues he feels should be included. This report will be e-mailed to the NCSX project management. (During MC production)

*RI*

**9 Safety and Training Requirements**

**9.1 Integrated Safety Management (ISM)**

ISM principles will be used throughout the coil manufacturing process. It is a "Common sense approach to **Doing Work Safely**". There are seven guiding principles for safety management:

- Line management responsibility for safety
- Clear roles and responsibilities
- Competence commensurate with responsibilities
- Balanced priorities
- Identification of safety standards and requirements
- Hazard controls tailored to work being performed
- Operations authorization

**9.2 Job Hazard Analysis Surveys and Safety Meetings**

9.2.1 JHA's will be generated to identify existing or potential workplace hazards and to evaluate the risk of worker injury or illness associated with job tasks. (Reference document ESH-004 "Job Hazard Analysis") The JHA's will be reviewed by the IH representative for accuracy as well as completeness. It will be reviewed with all activity participants at the Pre-Job briefings.

9.2.2 Safety meetings will be conducted on a regular basis to ensure that the focus on safety is a foremost priority.

**CMNCSX Modular Coil Manufacturing Facility Operations Plan  
NCSX-PLAN-MCMFOP-01**

**9.3 Safety Walk-Through's**

Daily safety walk-throughs will be performed by Industrial Hygiene, by Construction Safety and by field supervisors with the intention of identifying and correcting unsafe conditions or activities in the manufacturing area.

**9.4 Training**

Training of personnel is “Key” to completing the NCSX fieldwork safely. Courses will be required for all personnel, instructing them in the proper use of tools and equipment; personal protective equipment (PPE's); and general laboratory policy and safety requirements. All personnel entering the Coil Manufacturing Facility must be Radiation Safety Qualified, must wear current radiation dosimetry, and must sign the Radiation Work Permit (RWP)/Access Log daily. Visitors may only enter if escorted by an individual RAD Safety qualified with a visitor's radiation badge. A Modular Coil Manufacturing training matrix identifies the training required for the individual working in the manufacturing facility. ***RI***

**9.5 Personal Protective Equipment [PPE's]**

The PPPL Industrial Hygiene and Construction Safety representatives will work together with the Coil Facility Manager to identify the necessary and correct personal protective equipment needed to ensure a healthy and safe work environment for the work force.

**9.6 Radiation Controlled Area:**

The modular coil manufacturing facility is located in a Radiation Controlled Area (RCA). As a result, all personnel entering or working in the area must be radiation qualified, or be escorted by a qualified escort. ***RI***

**9.6.1 Food and Beverage**

No food, gum, or beverage will be allowed in the MC manufacturing facility because it is located in an RCA.

**9.7 Emergency Response Procedure**

In the event of abnormal conditions in the NCSX Coil Manufacturing Facility, procedure “D-NCSX-OP-EO-41” identifies what actions should be taken. Abnormal conditions are identified as conditions which, if not corrected, could result in injury to personnel or damage to equipment. All employees working in the coil manufacturing facility will be required to read the emergency response procedure. ***RI***

**CMNCSX Modular Coil Manufacturing Facility Operations Plan  
NCSX-PLAN-MCMFOP-01**

## **10 Meetings and Communication**

Communication between management and the field crews is essential to ensure a successful and cohesive working group. In addition to the meetings described below, other meetings may be held “as required” to keep the work crew informed of laboratory or safety related items.

### **10.1 Daily Startup Meetings**

There will be a Daily Startup Meeting to review inter-actions, planning, scheduling and commitments for all activities associated with the Coil Manufacturing Facility.

- 10.1.1 Time: The meetings will be held in the AM Monday thru Friday prior to the start of field activities and will address the day’s scheduled activities.
- 10.1.2 Location: The meetings will normally be held in the WCC trailer conference room at D-site. Location of meeting may also be in the field. **RI**
- 10.1.3 Chairman: The Manufacturing Facility Manager (MFM) or his designee (Field Supervisor) will chair this meeting.
- 10.1.4 Attendees should include the MFM, Field Supervisors, Lead Technicians, Field Crews, Health Physics Representative, Industrial Hygiene Representative, Quality Control Representative and Construction Safety Representative. This list may change depending upon the tasks being performed that day.

### **10.2 Safety Meetings**

There will be safety meetings typically every other week to discuss particular safety issues associated with the manufacturing of the modular coils and/or general safety related topics. (These meetings will commence once the production of the modular coils has begun) **RI**

- 10.2.1 Time: The meetings will be held at 11:00 AM every other Tuesday and will address safety issues.
- 10.2.2 Location: The meetings will generally be held in the WCC trailer conference room at D-site. However, they may be held in other areas as deemed appropriate for the topic being discussed.
- 10.2.3 Chairman: Either a safety representative or a field supervisor will chair the meetings, as required.
- 10.2.4 Attendees should include the Field Supervisors, Lead Technicians, Field Crews, Health Physics Representative, Industrial Hygiene Representative, Quality Control Representative and Construction Safety Representative. This list may change depending upon the topic of the meeting that day.



**CMNCSX Modular Coil Manufacturing Facility Operations Plan**  
**NCSX-PLAN-MCMFOP-01**

**10.3 Pre-Job Briefings**

Pre-job briefings are held prior to the start of any new work activity. The purpose of the briefing is to discuss specific work activities, responsibilities of the participants, a review of the JHA/safety issues, and to respond to all questions and concerns. The participants at these briefings should include all individuals who will be involved with the activity including lead technician, field crews, and supervisors. Representatives from construction safety, Industrial Hygiene, Health Physics and Quality Control should be included as appropriate to the job.

**10.4 Post-Job Briefings**

A post-job briefing is held at the conclusion of a work activity. These briefings will be held at each station for every modular coil. The purpose of the briefing is to discuss the completed work activities. It should include lessons learned including technique problems, improvements and safety related issues. The participants at these briefings should include all individuals involved with the completed activity or procedure. It should include the lead technician, field crews, and supervisors. Representatives from construction safety, Industrial Hygiene, Health Physics and Quality Control will be included as appropriate to the job.

**11 Documentation**

**11.1 Document Control**

All NCSX associated documents used for manufacturing the modular coils will be under NCSX Project document control. Any modifications to the procedures will be implemented using ENG-030. **RI**

**11.2 Coil Field Package**

11.2.1 Each coil will have a separate “Coil Field Package” that will follow the coil from station to station. It will include all of the process procedures, QC inspection reports, photographs, test results, and measurements used to document completion of major activities. The Field Package will be further discussed in the MIT/QA plan. **RI**

11.2.2 The Lead Technician, Field Supervisor and or Quality Control representative will document all critical completions in the procedure. This will be completed using the signer’s initials identifying the approver.

11.2.3 The signoffs in the procedures will be filled out in a timely fashion once a particular activity has been completed.

**CMNCSX Modular Coil Manufacturing Facility Operations Plan  
NCSX-PLAN-MCMFOP-01**

**11.3 Documents Retention and Storage**

If paper documents, they should be stored in the Ops Center. If electronic documents, they will be stored on the NCSX web site. Per the NCSX Docs and Records Plan, they need to be retained until the machine is dismantled and disposed. ***RI***

**12 Quality Assurance/Quality Control Requirements**

**12.1 Quality Control during Manufacturing**

Quality control during the manufacturing process will be the responsibility of all parties involved in the manufacturing (Field supervisors, technicians, and Quality Control representative)

**12.2 Measurements**

Measurements and tests will typically be performed by the work crews and engineering. The QC representative should be made aware of planned tests and measurements, but unless required by the procedures, need not be present.

**12.3 Other Quality Control Representative Responsibilities**

12.3.1 The QC representative will review the field activities on a daily basis; checking for completion of documentation as well as compliance with the approved procedures.

12.3.2 The QC representative will be a required signature on the procedure verifying that the station activities have been completed and that the coil may move to the next station.

12.3.3 The QC representative will report to the laboratory appointed NCSX Quality Assurance representative. He/she will also inform the Coil Facility Manager of any issues or concerns that may be uncovered. ***RI***